



Pico-EZmate™ Harness Assemblies offer an extreme low-profile design for simple and reliable solderless connections to LED Arrays

Molex Pico-EZmate™ harnesses provide the lowest profile interconnect solution in the Solid State Lighting industry when used with and integrated header feature in select LED arrays. Utilizing proven Pico-EZmate connector technology, the harnesses provide a fast, reliable and extreme low-profile connection.

The Pico-EZmate™ harness system minimizes handling of the arrays during installation, greatly reducing the possibility of damaging the LED. Pico-EZmate™ harnesses will be offered in three wire gauge configurations and three lengths for a range of initial harness options.

Additional harness designs can be requested. For more information or to contact Molex with specific questions, visit:
www.molex.com/link/picoezmateharnesses.html

**Pico-EZmate™
Harness
for Integrated
LED Arrays**

68801 Pico-EZmate™
Harness



Pico-EZmate™ Harness
(Series 68801)

Features and Benefits

Solderless connection design	Minimizes handling of arrays during installation, greatly reducing the possibility of damage. Eliminates specialized operator training and solder-joint inspection
Vertical snap-to-mate connection	Enables a fast, easy and reliable connection to the LED array holder
Low-profile 1.40mm connector height	Provides a slim design for space-limited applications. Minimizes risk of affecting light output
Positive-lock latching feature	Provides an audible click to confirm a connection
Gold-plated contacts	Highly reliable, low contact resistance
Halogen-free UL94V-0	Meets RoHS requirements and is UL-flammability rated
Multiple wire gauges (28 to 18 AWG, including fused combinations) and length options (152.50, 305.00 and 458.00mm) available	Provides design flexibility
Proven Pico-EZmate™ receptacle design used in existing harnesses	Utilizes technology proven for mobile applications



Pico-EZmate™ Harness for Integrated LED Arrays

Specifications

Reference Information

Packaging: Bags inside box

UL File No.:

UL1977, UL Wiring Harness Program

Mates With: Molex Pico-EZmate™

integral header on Bridgelux® Vero†
LED Array

RoHS: Yes

Halogen Free: Yes

Electrical

Voltage (max.): 130V

Current (max.): 2.8A‡

Contact Resistance: 20 milliohms

Dielectric Withstanding Voltage: 500V AC

Insulation Resistance: 100 Megohms

Mechanical

Contact Retention to Housing: 4N

Mating Force (max.): 18N initial

Unmating Force (min.): 4N initial

Durability: 10 unmating cycles

Not designed for horizontal mating/
unmating§

Physical

Housing: High-temperature white Nylon

Contact: High performance copper alloy


Plating:

Contact Area — Gold

Underplating — Nickel


Operating Temperature: -25 to +105°C

Features




Vertical snap-to-mate
connection feature


Easy Two-Step Mating Process



Step 1. Align



Step 2. Push straight down
to connect



Completed Array and
Harness Assembly (shown
without LED)

* Bridgelux and †Vero are registered trademarks of Bridgelux Inc.

‡ Pending final testing and qualification of harness assembly; improved voltage result expected.

§ See Application Specification published at the part number level on Molex.com



Pico-EZmate™ Harness for Integrated LED Arrays

Applications

All general illumination applications

- Downlighting/retail
 - Track
 - Pendants
 - Linear
- Architectural/hospitality
 - Decorative
 - Functional
 - Emergency lighting

Area lighting

- Roadway
- Parking Lots
- Wall Packs

Ordering Information

OrderNo.	Bridgelux* Vero† Arrays	Harness Length (mm)	AWG
68801-4146	Vero† 10	152.50	28AWG pigtails, strip and retain
68801-4147		305.00	
68801-4227		458.00	
68801-4084	Vero† 13	152.50	28 AWG fused to 20 AWG pigtails
68801-4085	Vero† 18	305.00	
68801-4228	Vero† 29	458.00	
68801-4226	Vero† 29	152.50	28 AWG fused to 18 AWG pigtails
68801-4225		305.00	
68801-4229		458.00	

www.molex.com/link/picoezmateharnesses.html