



Date: \_\_\_\_\_ Type: \_\_\_\_\_

Firm Name: \_\_\_\_\_

Project: \_\_\_\_\_

## eW Cove QLX Powercore

Performance interior linear LED cove and accent fixture with solid white light

### Ordering Information

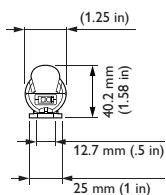
eW Cove QLX Powercore is a dimmable, linear LED fixture that provides an affordable, energy-efficient alternative to traditional cove lighting in applications requiring white light. With its low profile, rotating housing and flexible end-to-end locking power connectors, eW Cove QLX Powercore is the perfect choice for a wide range of interior retail, exhibit, hospitality, and architectural settings.

- Industry-best white-light quality and color consistency — Advances in Optibin, Philips proprietary binning optimization process, now provides color-consistency within a 2-step MacAdam ellipse across eW Cove product fixtures and manufacturing runs.
- Uncompromised Performance — Efficacies near or exceeding 100 lm/w provide optimum output without restrictions on lumen maintenance, operating temperature or warranty.

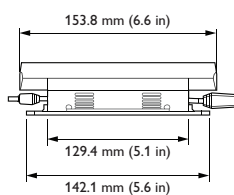
- Multiple options for design flexibility — Available in four color temperatures ranging from a warm 2700 K to a cool 4000 K. Lengths of 152 mm (6 in), 305 mm (12 in), and 1220 mm (48 in), wide and medium beam angles, and two power levels offer further design flexibility.
- Support for multiple voltages — Accepts power input of 120, 220 – 240, or 277 VAC for consistent installation and operation from line voltage in many locations.

Smooth dimming capability — Patented DIMand technology offers smooth dimming capability with selected reverse-phase ELV-type dimmers.

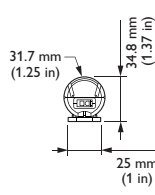
For detailed product information, please refer to the eW Cove QLX Powercore Product Guide at [www.philipscolorkinetics.com/lis/essentialwhite/ewcoveqlxpc/](http://www.philipscolorkinetics.com/lis/essentialwhite/ewcoveqlxpc/)



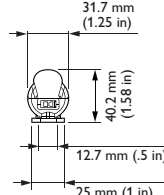
**Medium Beam**  
60° x 90°



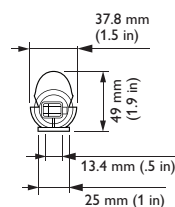
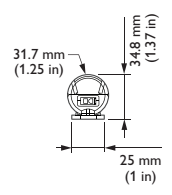
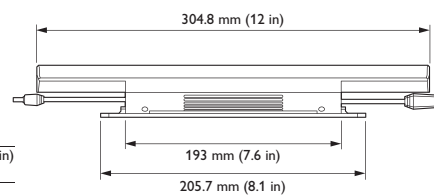
**Wide Beam**  
110° x 110°



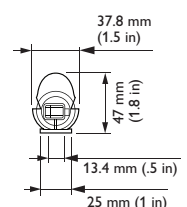
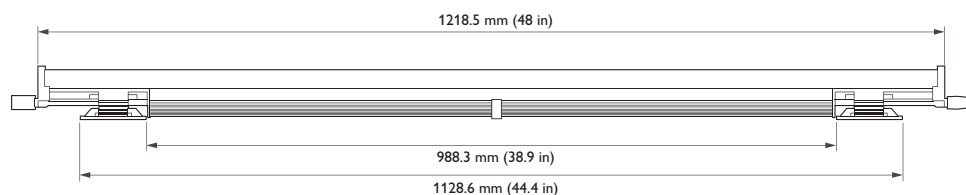
**Medium Beam**  
60° x 90°



**Wide Beam**  
110° x 110°



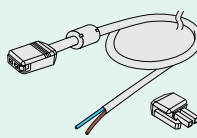
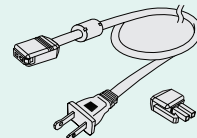

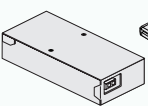

**Medium Beam**  
60° x 90°



**Wide Beam**  
110° x 110°

**PHILIPS**

## Accessories

Item	Housing Color	Dimensions	Item Number	Philips 12NC		
Leader Cable (includes terminator), UL / cUL	Black	3 m (10 ft)	108-000032-10	912400130570		For connection to standard junction box
Leader Cable (includes terminator), CE / CCC	Black	3 m (10 ft)	108-000032-11	912400130571		
Leader Cable (includes terminator), UL / cUL	White	3 m (10 ft)	108-000032-12	912400130572		
Leader Cable (includes terminator), CE / CCC	White	3 m (10 ft)	108-000032-13	912400130573		
Leader Cable (includes terminator), UL, US Plug	Black	2.4 m (8 ft)	108-000032-14	912400130574		For portable installations
Jumper Cable, UL / cUL	White	305 mm (1 ft)	108-000033-06	910503700895		Depending on the installation's design, you may need jumper cables to add space between fixtures
		1.5 m (5 ft)	108-000033-07	910503700896		
Jumper Cable, CE / CCC	White	305 mm (1 ft)	108-000033-08	910503700897		
		1.5 m (5 ft)	108-000033-09	910503700898		
Wiring Compartment (includes terminator)	White	2.9 x 6.8 x 16 cm (1.17 x 2.7 x 6.32 in) (H x W x L)	120-000076-01	912400130576		Can be used for direct connection to conduit
Mounting Track	White	1219 mm (4 ft)	120-000125-00	910503701788		Optional mounting track ensures straight runs of fixtures

Use Item Number when ordering in North America.

## Compatible Dimmers†

Supplier	Part Number	Description	Voltage
Philips	913701252701	Captivation Phase Dimmer DC-DPD-I-1S-101	120 VAC
Philips	913703021009	DTE310	230 VAC
Philips	912400133633	Data Adapter, DALI to ELV, DigiDim 452	230 VAC
Philips	913701252701	Captivation Phase Dimmer DC-DPD-I-1S-101	277 VAC
Philips Strand	A21 with IGBT module	A21 Dimmer Cabinet with IGBT Dimmer Module	120 VAC
Philips Strand	A21 with IGBT module	A21 Dimmer Cabinet with IGBT Dimmer Module	277 VAC
Lutron	NTELV-600	Nova T Electronic Low Voltage Dimmer	120 VAC
Lutron	PHPM-PA-DV-WH	Phase-Adaptive Power Module	120 VAC
Lutron	PHPM-PA-DV-WH	Phase-Adaptive Power Module	277 VAC

† These dimmers have been tested in our lab and found to be compatible with this product. All installations are different. We highly recommend performing a full mockup of every lighting circuit, including all luminaires and controls, to test for the desired dimming range. Visit <http://1.usa.gov/1g3cGfs> for more information.