



Emergency Drivers

LED

BSL20LV/MV/HV



Project: \_\_\_\_\_

Type: \_\_\_\_\_

Model No: \_\_\_\_\_

Qty: \_\_\_\_\_

Date: \_\_\_\_\_

Notes: \_\_\_\_\_

## Emergency LED Driver Listed for field installation High Output 20 Watts Constant Output Power

Product order number: BSL20LV, BSL20MV, or BSL20HV (metal case)

### Specifications

#### ETL Listed

For Field or Factory Installation  
(Indoor and Damp)

#### UL Component Recognized

For Factory Installation  
(Indoor and Damp)

#### Illumination Time

90 Minutes

#### Full Warranty

5 Years (NOT pro-rata)

#### Universal Input Voltage

120-277 VAC, 50/60 Hz

#### AC Input Current

95 mA Maximum

#### AC Input Power Rating

8.5 W Maximum

#### Output Current and Voltage

BSL20LV 1A-0.40A 20V-50V (Class 2)  
BSL20MV 0.40A-0.15A 50V-130V  
BSL20HV 0.16A-0.10A 125V-200V

#### Output Power

20.0 W

#### Test Switch/Charging Indicator Light

Illuminated Test Switch 2W-ITS  
(2W-ITS can be mounted up to 50 feet from fixture)

#### Battery

High-Temperature, Maintenance-Free  
Nickel-Cadmium Battery  
7- to 10-Year Life Expectancy

#### Battery Charging Current

275 mA

#### Recharge Time

24 Hours

#### Temperature Rating (Ambient)

0°C to +50°C (32°F to 122°F)

#### Dimensions

16.6" x 2.8" x 2.85" (422 mm x 71 mm x 73 mm)  
2' (610 mm) Flexible Conduit  
Mounting Center 16.05" (408mm)

#### Weight

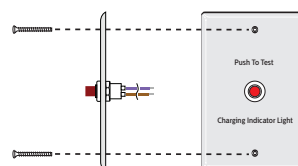
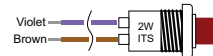
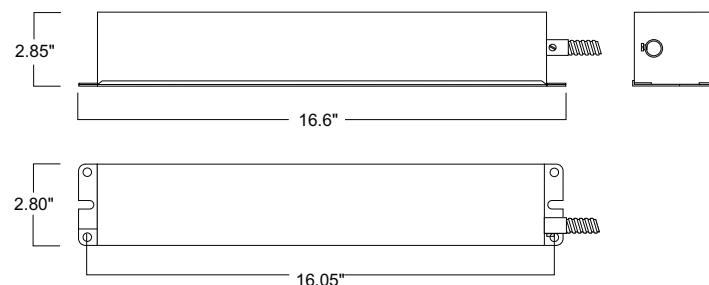
7.1 lbs. (3.22 kg)

### Benefits:

- Listed for field installation - UL 924 and CSA C22.2 No. 141 Emergency Lighting Compliant
- Output Class 2 Compliant (BSL20LV only)
- Enables LED Linear strip fixtures to meet Emergency Code requirements
- Emergency mode nominal lumen output of 2,000 lumens
- Universal input (120-277 VAC)
- 2 wire input reduces wiring errors
- Auto-sensing output within each range
- RoHS Compliant

### Dimensions

16.6" x 2.8" x 2.85" (mounting center - 16.05")



A Test/Monitor Plate with an illuminated test switch/charging indicator light is provided.



# BSL20LV / MV / HV

## Emergency LED Driver, 20 Watts constant output power

### APPLICATION

The BSL20xx is ETL Listed for factory or field installation and allows the same LED luminaire to be used for normal and emergency operation. The BSL20xx universal input (120-277 V) emergency LED driver works in conjunction with an AC LED driver that has an output current not to exceed 5.0 A. The emergency driver consists of a high-temperature nickel-cadmium battery, charger and electronic circuitry in one galvanized case. The BSL20xx can supply an LED lighting load of up to 20.0 Watts for 90 minutes. If used in an emergency-only fixture, no AC driver is necessary. The BSL20xx is suitable for indoor and damp locations. For more information about specific LED and AC driver compatibility, please call the factory.

### OPERATION

When AC power fails, the BSL20xx immediately switches to the emergency mode, operating the LEDs at a reduced lumen output for a minimum of 90 minutes. When AC power is restored, the emergency driver automatically returns to the charging mode. A patented circuit delays AC LED driver operation for up to 5 seconds to prevent over current of LED's that would occur if both drivers supply the load at the same time.

### INSTALLATION

The BSL20xx does not affect normal fixture operation and may be used with either a switched or unswitched fixture. If a switched fixture is used, an unswitched hot lead must be connected to the emergency driver. The emergency driver must be fed from the same branch circuit as the AC driver. Installation is not recommended with fixtures where the ambient temperature may fall below 0° C.

### CODE COMPLIANCE

For detailed information regarding standards and code compliance for emergency lighting see product page or the Codes and Standards section on the web site.

### EMERGENCY ILLUMINATION

The BSL20xx operates an LED load of up to 20.0 W at nominal battery voltage for a minimum of 90 minutes.

### SPECIFICATION

Emergency lighting shall be provided by using a LED fixture equipped with a Philips Bodine BSL20xx universal input (120-277 V) emergency driver. A patented circuit delays AC LED driver operation for

up to 2 seconds to prevent over current of LED's that would occur if both drivers supply the load at the same time. This emergency driver shall consist of a high-temperature, maintenance-free nickel-cadmium battery, charger and electronic circuitry contained in one case. An illuminated test switch (ITS) to monitor charger and battery and installation hardware shall be provided. The emergency driver shall be capable of operating an LED load (20-50VDC, 50-130VDC, or 125-200VDC) of up to 20.0 Watts at a maximum rated current for a minimum of 90 minutes. The BSL20xx is suitable for indoor and damp locations. The BSL20xx shall have a maximum of 8.5 watts of input power and a 64.8 Watt-hour battery capacity and shall comply with emergency standards set forth by the current NEC. The emergency driver shall be ETL Listed for field or factory installation and UL Component Recognized for factory installation.

### WARRANTY

Model BSL20xx is warranted for five (5) full years from date of purchase. Please see detailed warranty information on our web site.

