



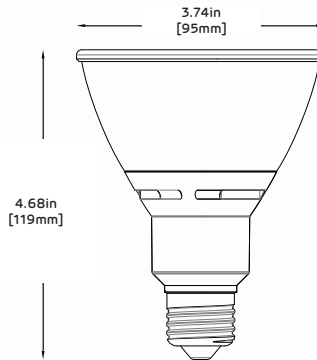
PAR30

Benefits

- Higher efficacy offers more light output while consuming less power.
- Only 14W - Requires 81% less power than comparable 75W incandescent lamps.
- Dimmable to 10% on most dimmers
- Four available color temperatures and two available beam angles offer a multitude of combinations to fit almost any need or application.
- Suitable for wet locations.
- Maintenance free operation, lasts up to 40 longer than Incandescent lighting.
- RoHS Compliant - Contains no Mercury or Lead.





FEATURES¹

Equivalent Source Standard	75W Incandescent
Rated Life	40,000 hours
Housing	Aluminum
Socket	E26
Beam Spread	40°, 25°
Flood, Narrow Flood	
Operating Temperature	-20°C to +40°C
E26 MOL	4.6in, 116.84mm
Voltage	120VAC
Weight	0.6lbs., 272.15g
Power Factor	≥.9
Warranty	5 year limited



Specifications supplied are nominal. Please refer to the DOE's Lighting Facts Tolerance Guidelines.
¹ Values are nominal, advances from further innovation, specifications are subject to change.

ORDERING INFORMATION \ \ LS 30 75WE WW FL 120 S1 BX

Family	Product	Watt Equivalent	Color (CCT)	Distribution	Voltage	Family	Packaging
LS Lighting Science	30 PAR30	75WE 75W Equivalent	W27 Soft White 2700K	FL Flood	120 120 Volt	S1	BX Box
			WW Warm White 3000K	NFL Narrow Flood			
			NW Neutral White 4000K				
			CW Cool White 5000K				
NORTH AMERICAN CERTIFICATIONS		ENVIRONMENT					
  							

DIMMER CAPABILITIES¹

- Lutron
RadioRA2 : RRD-10ND
Maestro Wireless : MRF2-6ND
Homeworks QS : HQRD-6ND, HQRD-10ND, HxD-6ND
Stanza : SZ-6ND
Panel Modules : HW/LP-RPM-4A-120, HW/LP-RPM-4U-120, GP (Harrier) Card,
Grafik Eye : Grafik Eye QS Main Unit Family, Grafik Eye 3000 Family

Recommended number of lamps per 600 watt dimmer²

While an LED lamp may draw as few as 10 watts continuously, it could have an in-rush current spike (maximum, instantaneous input) which may limit the number of lamps you can install on one dimmer. The following table provides a recommended maximum quantity of LS lamps that should be used on a typical approved 600W dimmer.

Ex: Max number of A19 60W lamps, with an 80W in-rush, that can be used on 600W dimmer = 7

LS LED Lamp	Lamp In-Rush Current Equivalent	Max # of Lamps per 600W Dimmer
PAR30 75WE	43W	13

PAR30

Part Number	Base Type	Wattage	Beam Angle	Lumens	Voltage	Efficacy	CRI	CBCP
LS 30 75WE W27 NFL 120 S1 BX	E26	14	25	800	120	57	80	2910
LS 30 75WE WW NFL 120 S1 BX	E26	14	25	835	120	60	80	2910
LS 30 75WE NW NFL 120 S1 BX	E26	14	25	835	120	60	80	2910
LS 30 75WE CW NFL 120 S1 BX	E26	14	25	935	120	67	80	2910
LS 30 75WE W27 FL 120 S1 BX	E26	14	40	800	120	57	80	1315
LS 30 75WE WW FL 120 S1 BX	E26	14	40	800	120	57	80	1315
LS 30 75WE NW FL 120 S1 BX	E26	14	40	820	120	59	80	1315
LS 30 75WE CW FL 120 S1 BX	E26	14	40	900	120	64	80	1315

NFL: Narrow Flood FL: Flood NW: Neutral White WW: Warm White W27: Soft White 2700K CW: Cool White
CBCP: Center Beam Candle Power

Specifications supplied are nominal. Please refer to the DOE's Lighting Facts Tolerance Guidelines.

1 Dimmer compatibility list indicates those dimmers that have been tested and operate properly under normal conditions. In certain cases, approved dimmers are offered in higher wattage varieties that are also compliant and allow the installation of additional lamps if kept within the maximum inrush current equivalent provided in the table. Each application is unique and various factors such as load, common neutrals or other electrical products on the circuit can, in certain instances, cause variance in system performance. Consult dimming system manufacturer for additional support in operation.

2 Values are nominal, advances from further innovation, specifications are subject to change.

CAUTIONS

THIS DEVICE IS NOT INTENDED FOR USE WITH EMERGENCY EXITS. NOT FOR USE IN TOTALLY ENCLOSED FIXTURES. TURN OFF POWER BEFORE INSPECTION, INSTALLATION, OR REMOVAL. DO NOT OPEN – NO USER SERVICEABLE PARTS INSIDE. Suitable for wet locations. Use only on 120 volt, 60 Hz circuits. This device complies with part 15 of the FCC rules and has been tested and found to comply with the limits for a class B digital device. This Class B digital apparatus complies with Canadian ICES-003. These limits are designed to provide reasonable protection against harmful interference in a residential installation. This equipment generates, uses and can radiate radio frequency energy and, if not installed and used in accordance with the instructions, may cause harmful interference to radio communications. Any changes or modifications not expressly approved by the manufacturer could void the user's authority to operate the equipment. For use with light dimmers. Compatible with most dimmer switches. For complete details on our warranty and dimmer compatibility please visit www.lsgc.com/warranties and www.lsgc.com/dimmer.

