

1233-35W

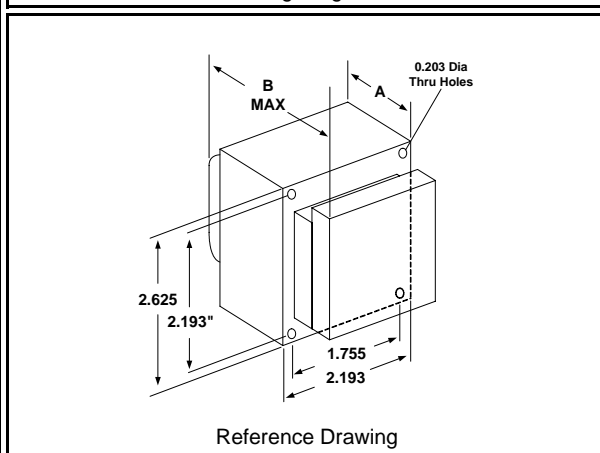
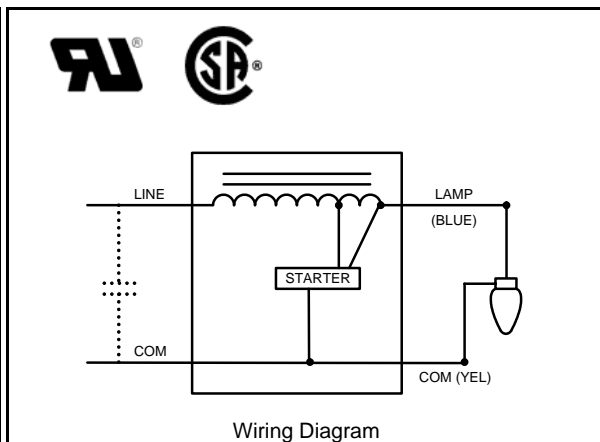
50W S68

High Pressure Sodium

60Hz Reactor

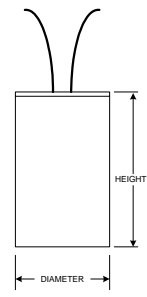
Specification Sheet

Input Volts	120	120			
Regulation					
Line Volts	±5%	±5%			
Lamp Watts	±10%	±10%			
Power Factor (min)	90%	-			
Input Watts	60 W	60 W			
NOM. Open Circuit Voltage	120 V	120 V			
Line Current (Amps)					
Operating	0.55	1.20			
Open Circuit	0.90	-			
Starting	0.70	1.50			
Recommended Fuse (Amps)	3	5			
Lamp Dropout Voltage (Line)	90 V	90 V			
UL Temperature Ratings					
Insulation Class	H (180°C)	H (180°C)			
Temperature Code	A	A			
MIN. Starting Temperature	-40°F -40°C	-40°F -40°C			
CAPACITOR Specifications					
Microfarads	20 uf	-			
Volts (min.)	120 V	-			
60Hz Test Procedures					
High Potential Test 1 Minute	2000 V	2000 V			
High Potential Test 1 Second	2500 V	2500 V			
Secondary Open Ckt Voltage (V)	108 - 132	108 - 132			
Secondary Current Shorted (A)	1.35 - 1.70	1.35 - 1.70			
Input Operating Current (A)	0.45 - 0.60	1.05 - 1.35			
Input Open Circuit Current (A)	0.75 - 1.05	- - -			
Input Short Circuit Current (A)	0.60 - 0.75	1.35 - 1.70			
Core and Coil Specifications					
Dimension A	.94 in	.94 in			
Dimension B	2.40 in	2.40 in			
Weight	2.00 lbs	2.00 lbs			
Lead Lengths (inches)	12-14	12-14			
Coil Material (Pri. / Sec.):	Cu	Cu			



Capacitor: R17058501 **Ignitor: Internal**

Max Case Temp: 100 °C
 Height: 2.83 in BTL: 3 ft
 Width / Diameter: 1.65 in



Ignitor is an integral part of the ballast assembly

Oil Cap. - P/N 005-1418-MF Consult Catalog for Specs.

Document #: 010-12703-01
 Date: 11/17/2008
 Status: Production
 Replaces Catalog #: New Design

Data is based upon tests performed by Universal Lighting Technologies in a controlled environment and is representative of relative performance. Actual performance may vary depending on operating conditions. Specifications are subject to change without notice.