


Project Name:	Type:
Part Number:	Date:

CCT SELECT BYPASS PL OMNI

FEATURES

- Replaces 32W, 42W CFL lamps
- Bypass installation - Work off line voltage (G24d/GX24d/G24q/GX24q)
- SelectKelvin technology - field selectable color temperature in 3000K, 3500K, 4000K and 5000K
- Available in Horizontal & Vertical installation design
- Exceptional high efficacy up to 147 LPW
- Shatter-resistant plastic construction for durable protection
- Suitable for damp locations
- UL Classified
- Lamp ambient temperature: -4°F to 113°F (-20°C to 45°C)
- Fixture operating temperature: -4°F to 95°F (-20°C to 35°C)
- Rated lifetime (L70): 50,000hrs
- 5 year limited warranty*
- NSF (National Sanitation Foundation) certified for Food Zone (Non-Contact), Splash, and Non-Food Zones


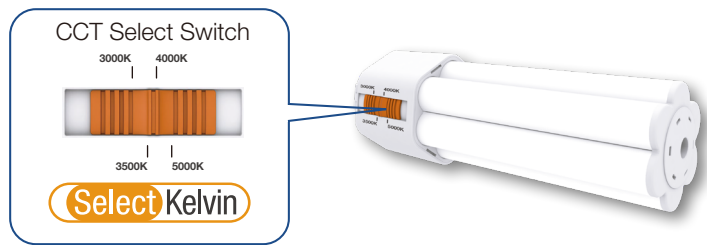


DIGITAL NAVIGATION

Explore the spec sheet through the links below

- | | |
|------------------------------------------------|--------------------------------------|
| DIMENSION & WEIGHT | MINIMUM COMPARTMENT |
| DIMENSIONS | INSTALLATION |
| ACCESSORY ORDERING INFORMATION | LOGISTIC INFORMATION |

FOCUS FEATURE



SPECIFICATIONS

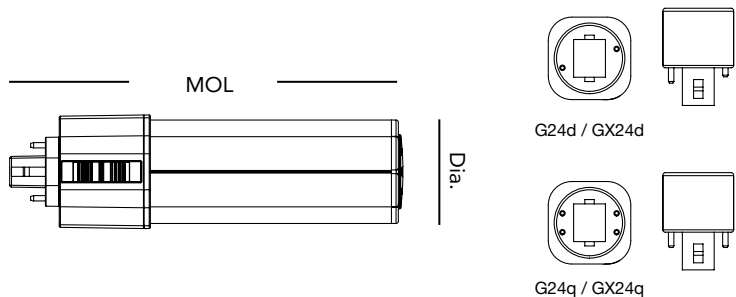
Product	Model	Equiv.	Input Voltage	Wattage (W)	CCT	Lumens	Efficacy (LPW)	CRI	Power Factor	THD	Beam Angle	Fixture Rating	DOE
38106	17PLO/8CCTS/BYP	42W	120-277V	17	3000K	2,250	132	82	0.9	<20%	360°	Enclosed	√
					3500K	2,400	141						
					4000K	2,500	147						
					5000K	2,500	147						

FOOTNOTES: Factory setting at 4000K CCT.
* Please visit www.greencreative.com for Limited Warranty terms.



CCT SELECT BYPASS PL OMNI

DIMENSION & WEIGHT



Model	Compatible Base	MOL	Dia.	Weight
17PLO/8CCTS/BYP	G24d, GX24d, G24q & GX24q	6-11/16"	1-15/16"	0.37 lb

MINIMUM COMPARTMENT DIMENSIONS

Note – the base of this lamp is 1-15/16" by 1-3/4" and the opening in the reflector should be a minimum of 1-15/16" by 1-3/4" to insure a proper fit. For non-enclosed rated applications the minimum compartment must follow the below guidelines.

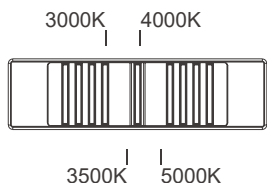
Non-enclosed Fixture Horizontal Installation 	Model Number		17PLO/8CCTS/BYP
	Lamp Compartment Dimensions	Diameter	7-7/8"
		Height	5-7/8"
	Maximum Lamps in Luminaire		2
	Lampholder-to-Lampholder Spacing		2-3/8"
Non-enclosed Fixture Vertical Installation 	Model Number		17PLO/8CCTS/BYP
	Lamp Compartment Dimensions	Diameter	7-7/8"
		Height	9-7/16"
	Maximum Lamps in Luminaire		1
For enclosed rated applications the minimum compartment must follow the below guidelines.			
Wall Mounted Enclosed Fixture Installation 	Model Number		17PLO/8CCTS/BYP
	Lamp Compartment Dimensions	Length	11-13/16"
		Width	6-5/16"
		Height	2-3/4"
	Maximum Lamps in Luminaire		2
Lampholder-to-Lampholder Spacing		1-7/8"	

Product warranty is defined based on the condition of above minimum compartment size, maximum lamps in glass/metal luminaire.



CCT SELECT BYPASS PL OMNI

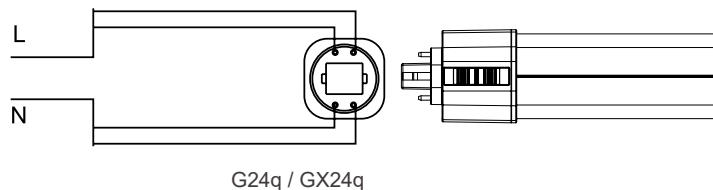
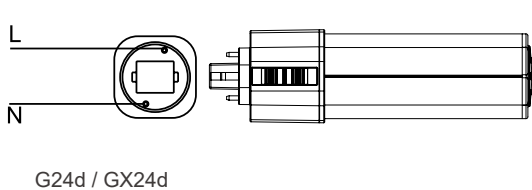
INSTALLATION



Adjust the CCT select switch to proper CCT position.
 Note: Do not adjust the CCT select switch when power on.

BYPASS INSTALLATION – NO BALLAST

The lamp run directly off line voltage.



ACCESSORY ORDERING INFORMATION

Product	Model	Description	Pictures	Dimensions
38096	24EMINVERTER	California Title 20 Compliant 24W Emergency LED Inverter (Field Installation)		<p>13" x 2-5/8" x 2-3/16" (overall length 23-5/8")</p>
FHUPS1-UNV-25L-SD	FHUPS1-UNV-25L-SD	California Title 20 Compliant 25W Emergency Micro Inverter (Field Installation)		<p>19-5/16" x 32-5/16" x 1-1/2" (overall length 32-5/16")</p>

LOGISTIC INFORMATION

Model	Master Carton			Shipping Carton		
	Case Qty	Case Dimensions (LxWxH)	Case Weight	Case Qty	Case Dimensions (LxWxH)	Case Weight
17PLO/8CCTS/BYP	6PCS	6-13/16" x 4-3/4" x 7-1/2"	3.06 lb	24PCS	15-1/16" x 10-1/16" x 8-7/16"	13 lb