

## PRODUCT FEATURES

- Energy efficient
- Designed for long life
- Reliable starts - wide operating volt-ages assure consistent performance
- Inherent circuit protection to insure low RFI - conductive and inductive
- High frequency switching eliminates lamp flicker
- Custom designs available

## LOW WATTAGE BALLAST GUIDE

### 12 VDC Ballasts (10.5V - 14.0V Input Range) - 24VDC Ballasts (21.0V - 28.0V Input Range)

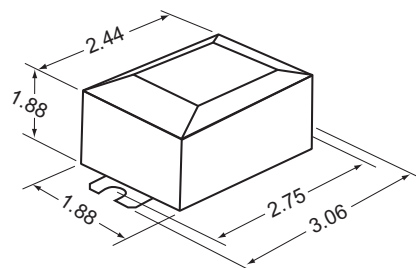
LAMPS OPERATED	IOTA BALLAST NUMBER	NOMINAL CURRENT DRAW		WIRING DIAGRAM
		12V	24V	
F4T5	2D12-1-9	.50A	.25A	1
F6T5		.60A	.30A	1
F8T5		.75A	.35A	1
5W TWIN TUBE		.55A	.25A	2
7W TWIN TUBE	2D24-1-9	.65A	.30A	2
9W TWIN TUBE		.85A	.40A	2
9W DBL TT 2 PIN		.85A	.40A	2
13W TWIN TUBE	2D12-1-13	1.30A	.60A	2
13W DBL TT 2 PIN	2D24-1-13	1.30A	.60A	2

For lamp types not shown, contact Customer Service.

### LOW WATTAGE HOUSINGS (Up to 13 Watts)

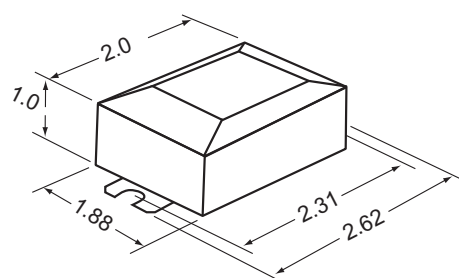
Low Wattage Inverter Ballasts are available in two can sizes - the standard profile can or the shallow profile can.

#### STANDARD HOUSING



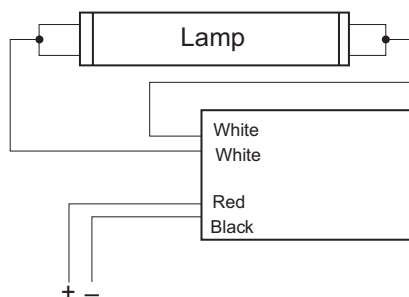
WEIGHT: 7 OZ.

#### SHALLOW HOUSING

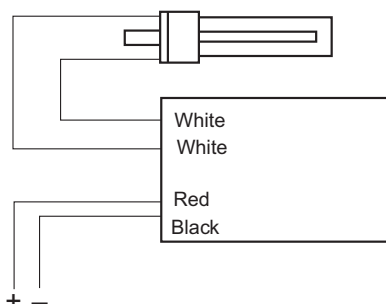


### LOW WATTAGE WIRING

#### WIRING DIAGRAM #1



#### WIRING DIAGRAM #2



## **INSTALLATION**

All ballasts require heat sinking to some degree, depending on the anticipated ambient temperature, the size of the fixture, and the ventilation it affords. Generally, a fixture of metal construction will provide adequate heat dissipation in most applications. Plastic fixtures can present a problem with overheating and additional metal may need to be added to the fixture for mounting the ballast. Maximum allowable ballast case temperature is 150°F (65°C). It is the consumer's responsibility to determine that the heat sinking afforded by the fixture is adequate for the application.

## **TECHNICAL**

All ballasts are designed to operate within a range of voltages chosen to reflect real operating conditions. For instance, a nominally rated 12 volt ballast will operate over a range of 10.5 to 14 volts since this is typical of a 12 volt storage battery during charge and discharge cycles. Operation of the ballasts on higher than rated voltages will result in ballast overheating and shortened lamp life. Under-voltage

operation will cause poor lamp starting and excessive blackening at the ends of the lamp. All ballasts contain reverse polarity protection in the event the ballast is connected to the DC source backwards. All of these units may be used in positive and negative ground distribution systems, since the ballast case is electrically neutral.

## **ONE-YEAR WARRANTY**

While all IOTA products receive 100% quality inspection before shipment, IOTA still offers as comprehensive a one-year warranty program as any available in the lighting industry. IOTA will replace any defective product, provided that the defect occurred and was reported to IOTA within one years from the date of manufacture; and that the failure was due to defects in the workmanship or materials. Repair or replacement will be made at no charge, if our inspection and testing show that operating conditions had been within specified limits. IOTA will not be responsible for any customer incurred labor charges.