

HIGH WATTAGE BALLAST GUIDE

Replaces 2D-12-1-36

12 VDC Ballasts (10.5V - 14.0V Input Range) - 24VDC Ballasts (21.0V - 28.0V Input Range)

LAMPS OPERATED	IOTA BALLAST NUMBER	NOMINAL CURRENT DRAW		WIRING DIAGRAM
		12V	24V	
F13T8	2D12-1-32	.90A	.60A	1
F14T8		1.20A	.70A	1
F15T8		1.25A	.60A	1
F17T8		1.50A	.75A	1
F32T8		2.50A	1.25A	1
FC8T9		1.70A	.90A	3
18W DBL TT 4 PIN		1.70A	.85A	4
18W TRIPLE TUBE 4 PIN		1.70A	.80A	4
26W DBL TT 4 PIN		1.85A	.70A	4
26W TRIPLE TUBE 4 PIN		1.85A	.90A	4
32W TRIPLE TUBE 4 PIN	2D24-1-32	2.20A	1.10A	4
F15T12		1.40A	.75A	1
F20T12		1.40A	.70A	1
F30T12		1.75A	.90A	1
F34T12		2.10A	1.00A	1
F36T12*		N/A	1.20A	1
F40T12		2.10A	1.00A	1
F48T12*		N/A	1.50A	1

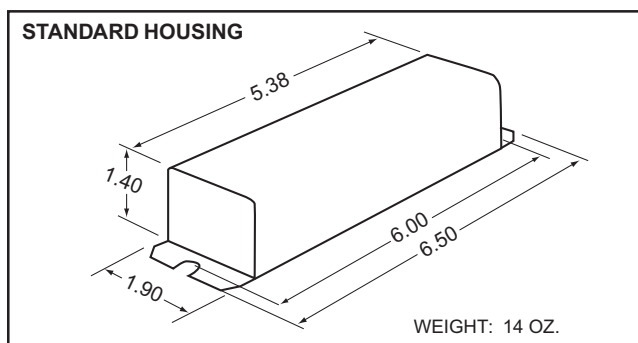
*FOR USE WITH 2D24-1-32 INVERTER BALLAST ONLY

42V - 56V Input Range

LAMPS OPERATED		NOMINAL CURRENT DRAW	WIRING DIAGRAM
F32T8	2D48-1-40	.75A	1
FC12T9		.65A	3
FC16T9		.80A	3
F30T12		.60A	1
F40T12		.75A	1

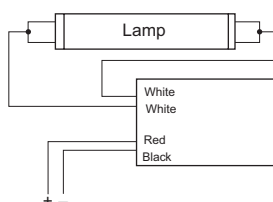
For lamp types not shown, contact Customer Service.

HIGH WATTAGE HOUSING (14V to 40 Watts)

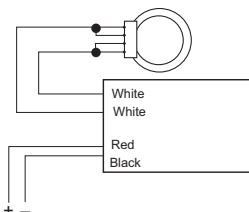


HIGH WATTAGE WIRING

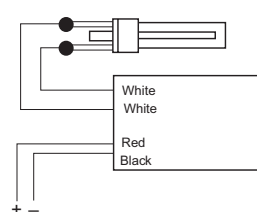
WIRING DIAGRAM #1



WIRING DIAGRAM #3



WIRING DIAGRAM #4



INSTALLATION

All ballasts require heat sinking to some degree, depending on the anticipated ambient temperature, the size of the fixture, and the ventilation it affords. Generally, a fixture of metal construction will provide adequate heat dissipation in most applications. Plastic fixtures can present a problem with overheating and additional metal may need to be added to the fixture for mounting the ballast. Maximum allowable ballast case temperature is 150°F (65°C). It is the consumer's responsibility to determine that the heat sinking afforded by the fixture is adequate for the application.

TECHNICAL

All ballasts are designed to operate within a range of voltages chosen to reflect real operating conditions. For instance, a nominally rated 12 volt ballast will operate over a range of 10.5 to 14 volts since this is typical of a 12 volt storage battery during charge and discharge cycles. Operation of the ballasts on higher than rated voltages will result in ballast overheating and shortened lamp life. Under-voltage

operation will cause poor lamp starting and excessive blackening at the ends of the lamp. All ballasts contain reverse polarity protection in the event the ballast is connected to the DC source backwards. All of these units may be used in positive and negative ground distribution systems, since the ballast case is electrically neutral.

ONE-YEAR WARRANTY

While all IOTA products receive 100% quality inspection before shipment, IOTA still offers as comprehensive a one-year warranty program as any available in the lighting industry. IOTA will replace any defective product, provided that the defect occurred and was reported to IOTA within one years from the date of manufacture; and that the failure was due to defects in the workmanship or materials. Repair or replacement will be made at no charge, if our inspection and testing show that operating conditions had been within specified limits. IOTA will not be responsible for any customer incurred labor charges.