

Outdoor Dimming Driver

GED150MC/VD1P1050S; SAP: 95033835; PC: 32051

Description: 150W 0.7/1.05A DALI/Dimmable/Programmable LED Driver

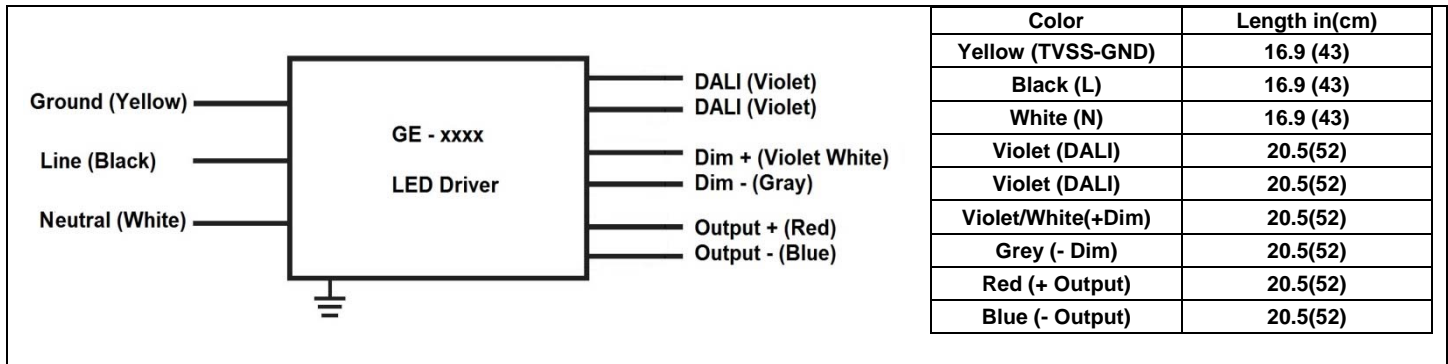
Input Voltage: 120V/277V/230V

Input Frequency: 50/60Hz

ROHS Compliant: Yes



Max Output Power (W)	Output Current (A)	Output Voltage (V)	Efficiency Full load	Max Input Current (A)	Max THD @60W Output	Min PF @60W Output	Max Inrush Current (A)	Surge Protection (kV/kA)	Isolated Dimming				Weight (lbs/kg)	IP Rating
									Protocol		Current Source	Dimming Range @full load		
150	Programmable, max 0.7-1.05	70-215	>90%	1.5 @120V 0.6 @277V 0.8@230V	<15%	>0.9	90	10 / 5	DALI	0-10V	0.5mA	100%-10%	0.9Kg	IP66



Physical

- Unit must be installed within an electrical enclosure.
- Enclosure wiring must be rated to 600V & 105°C or higher.

Performance

- The unit is classified as Class 1 as stipulated in UL8750.
- Dimming circuit is classified as Class 2 as stipulated in UL1310.
- Classified as Class II and Class I as per IEC 61140
- Minimum ambient operating temperature: -40°C.
- Maximum allowable case temperature: 85°C.
- For reliability and failure rate information, contact LED Outdoor Electronics Team
- Thermal overload protected Drivers. The unit will reduce output current if the case temperature exceeds 85°C.
- The unit is UL certified for operation in dry/damp locations (Outdoor Type 1).
- The unit is tolerant of extended open circuit and short circuit conditions.
- The unit is compliant to FCC Title 47 Part 15 Class A and EN55015:2013
- The unit is resistant to surges as per IEEE/ANSI C136.2-2015 Location C (10kV/5kA) and EN61000-4-5:2006 (10kV/5kA) for NA Class 1 and EU Class I applications.
- The unit is resistant to surges as Per IEC61000-4-5 4kV/2kA in EU Class II applications.

Programmable Features

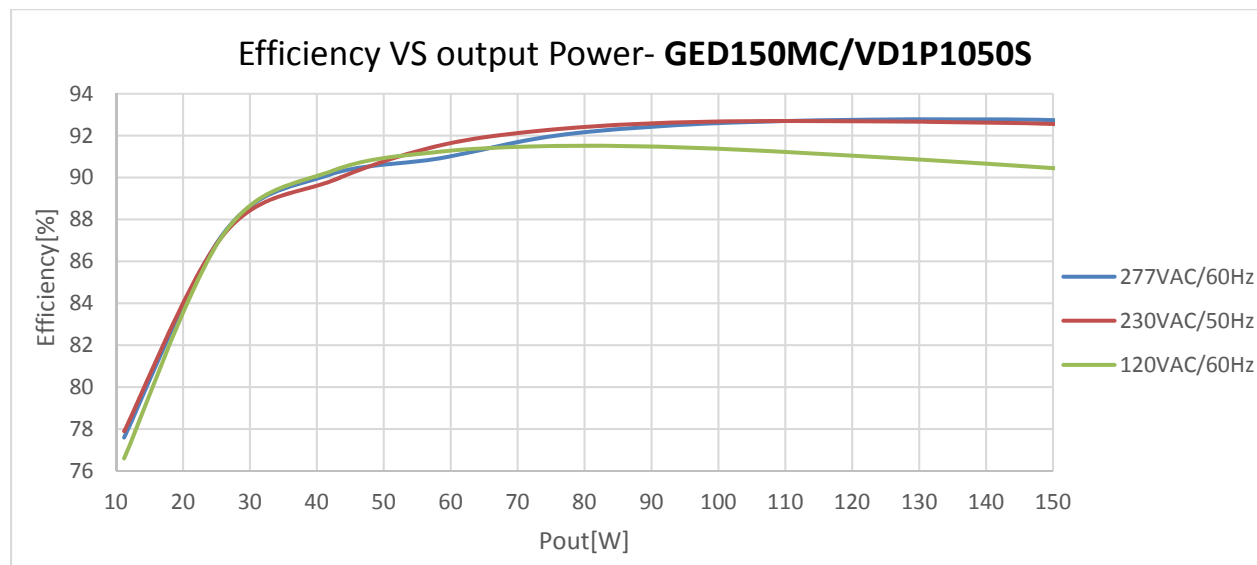
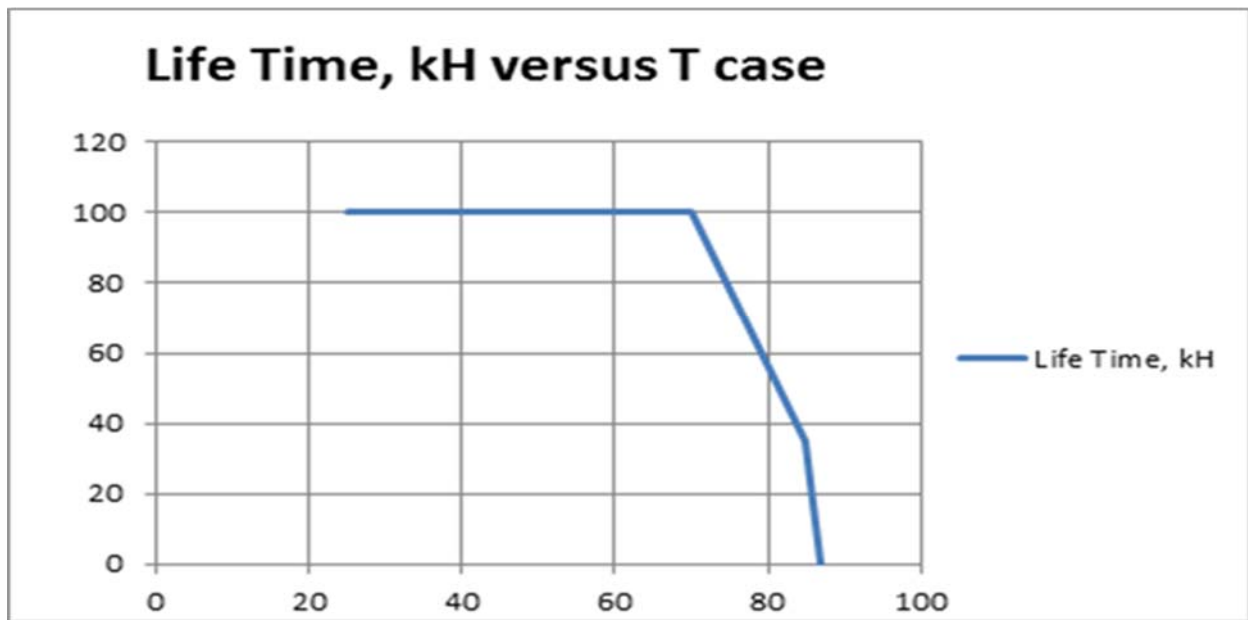
- Output current
- Dimming Level
- Constant Light Output
- Clock Dimming

UL Conditions of Acceptability – E340135

- The unit has been examined to comply with Class 1 Output Criteria

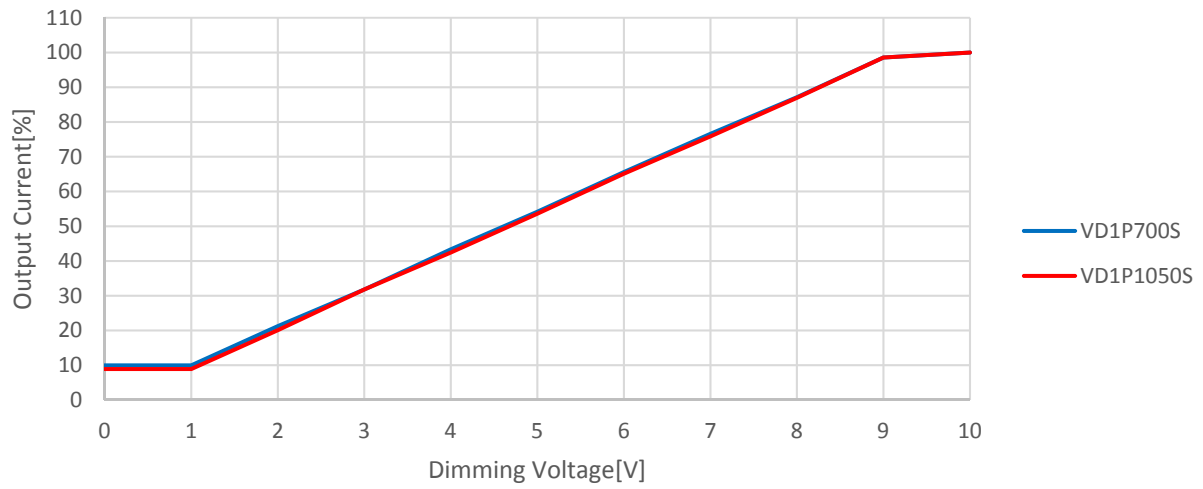
- The unit is only to be used in dry or damp locations
- The metal case must be connected to **EARTH**.
- TVSS-GND (Yellow wire) shall be connected to fixture ground after hi-pot test using closest tab screw. **THIS IS NOT A SAFETY GROUND!**

Technical Information

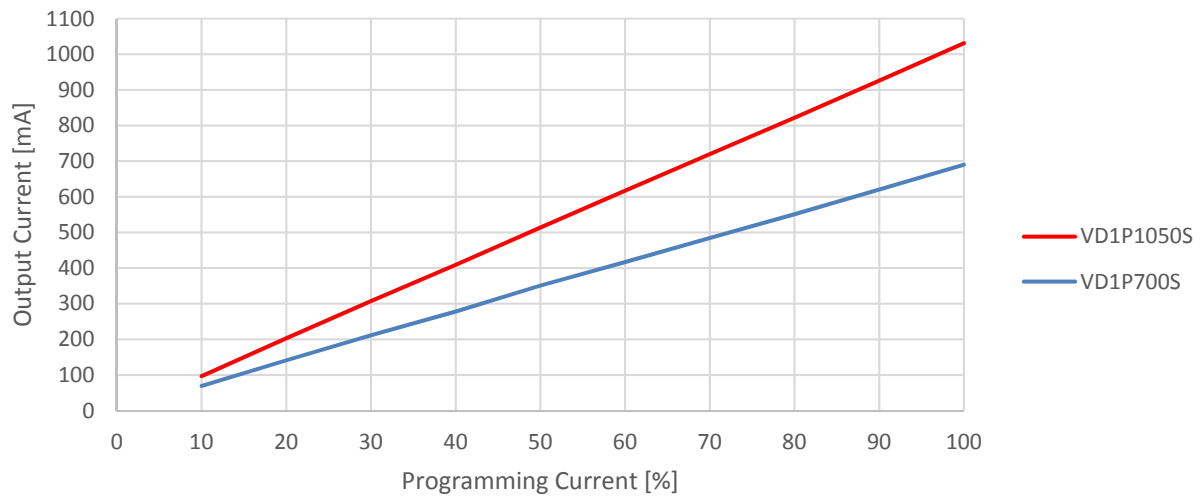


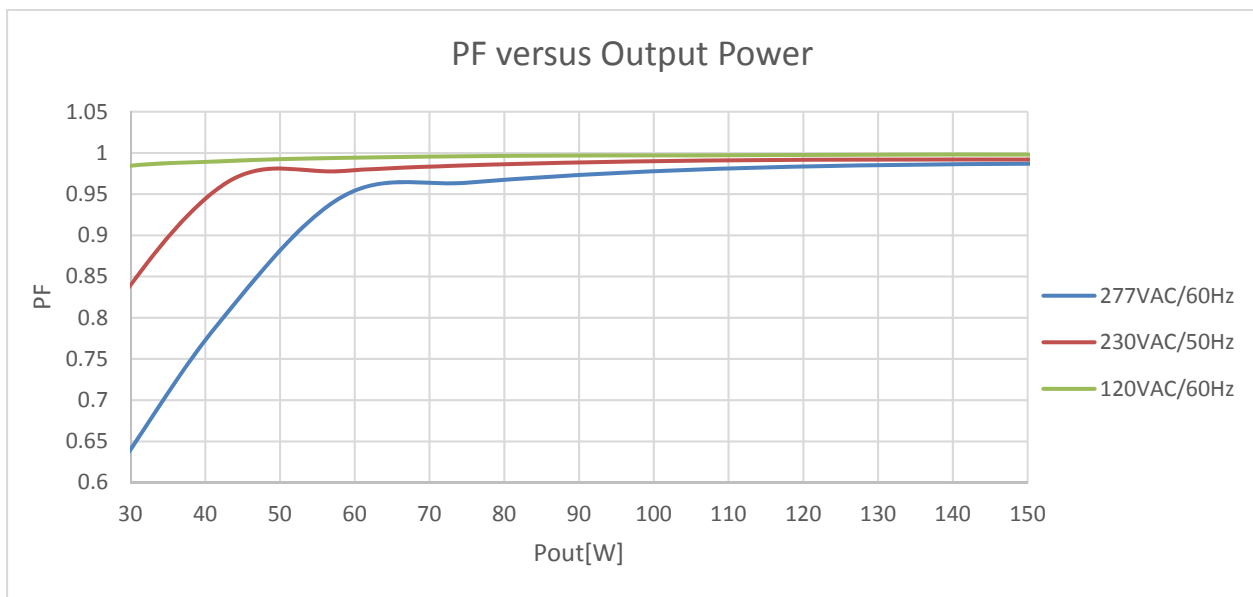
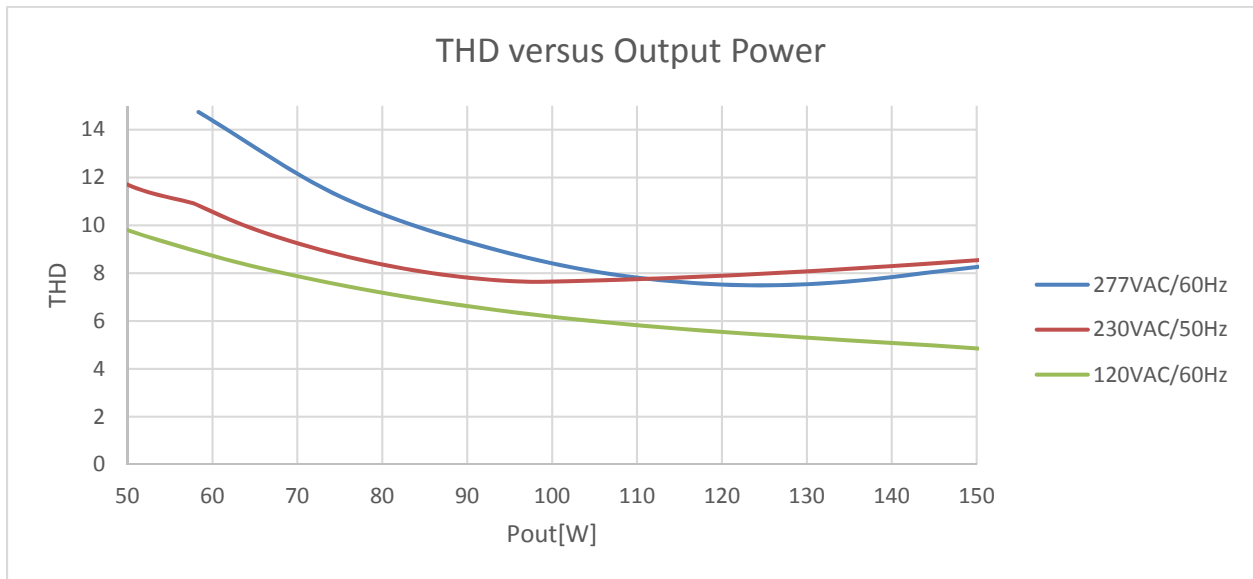
Note: LED Load was used. Power variation was made by dimming.

% Output current VS Dimming Voltage

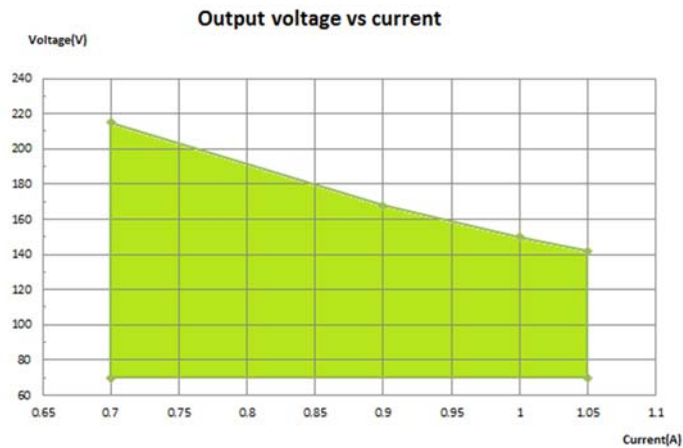


Output Current VS Programming % Current





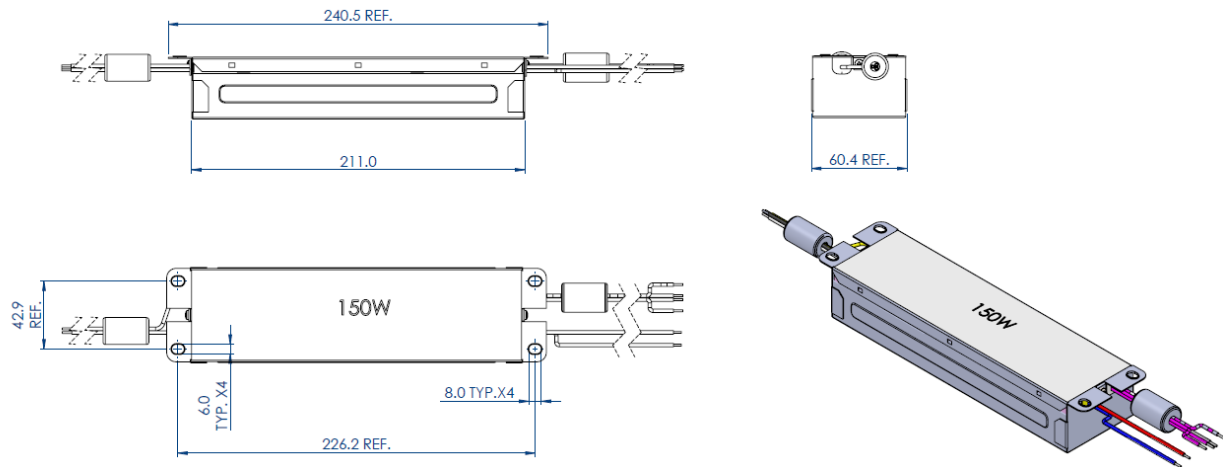
GED150MC/VD1P1050S - 32051








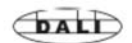
Input Inrush Current		
Input Voltage [V _{rms}]	Peak Current Pulse [A _{pk}]	Pulse Duration (50% of Peak) [ms]
277	90	0.2

Input Ground Leakage Current	
Input Voltage [V _{rms}]	Leakage Current (mA)
240, 60Hz	0.56

Product Dimensions



Product Label Example

 <p>UltraMax™ Programmable LED Driver</p> <p>GED150MC/VD1P1050S PC:32051 SAP:95033835</p>  <p>32051</p>	<p>INPUT Voltage 120-277 V~ 50/60 Hz per UL 220-240 V~ 50/60 Hz per CE Current 1.5 A per UL 0.8 A per CE PF>0.95</p> <p>OUTPUT 700-1050mA Programmable (215-143V) 215V Max Operation Voltage(700mA) U-OUT = 280V (Max No Load) 68-150w</p> <p>WARNING / AVERTISSEMENT Risk of electrical shock. Disconnect power before servicing or installing product. Risque de choc électrique. Couper l'alimentation avant le dépannage ou avant l'installation du produit.</p>	<p>120-277V DALI and 0-10v Dimmable LED Driver Min Start Temp -40°C Thermal Protection Protection Thermique Class 1 per UL Class I and II construction per CE Firmware U7 Firmware U6 FCC Part 15, Non-Consumer and EN55015 CAN ICES-005 (A) / NMB-005 (A) High Power Factor Sound Rated A Install and ground per National Electric Code For Dry or Damp Locations</p>	<p>Made in China, Designed & Distributed by General Electric Co. GE Lighting Nela Park, Cleveland, Ohio 44112</p> <p>  </p> <p></p> <p>For assistance call: 1-888-MYGELED</p>
--	--	---	--