

# SORAA® OUTDOOR LED MR16 2700K 12VAC



Narrow Flood and Flood



Spot



Soraa's OUTDOOR MR16 lamp line is specifically designed and tested to operate in difficult environments. Suitable for use in outdoor fixtures, or indoors in enclosed recessed or small non-ventilated track fixtures, Soraa's lamp is the ideal LED choice for diverse applications. Designed to replace standard 36W MR16 halogen lamps, the Soraa lamp meets and exceeds the performance of halogen lamps, while saving 75% of the energy.

## PERFORMANCE

CBCP matches standard halogen lamps  
Single light source  
Single crisp shadow  
Dimmable to 20%  
Power Factor: 0.93  
12V (10.8 min, 13.2 max)

## COLOR

CCT: 2700K  
CRI>80, R9>0  
White point accuracy within 3 SDCM  
Rich saturated color rendering, ideal for plants and greenery  
Excellent color stability

## OPTIMIZED FORM

ANSI standard MR16 form factor:  
1.96" (50mm) W x 1.86" (47.6mm) H  
Compatible with standard fixtures  
Weight: 40g  
Proprietary fanless aluminum design provides superior thermal dissipation

## HIGHLY COMPATIBLE

Works with magnetic and electronic transformers and dimmers (see complete list at [www.soraa.com](http://www.soraa.com))  
UL and CUL listed for use with 12VAC NEC

## LONG LIFE, LOW MAINTENANCE

Life of 35,000 hours  
Three year warranty

## ENERGY EFFICIENT

Saves over 75-80% of energy compared to standard halogen lamps  
Typical payback of one year or less

## INTENDED USE AND APPLICATIONS

LED retrofit lamp to replace 12VAC halogen MR16 lamps for use in outdoor sealed or non-ventilated, indoor sealed or non-ventilated, or applications with glass lenses

Not for use in Emergency Fixtures or Exit Signs

Operating Temperature: Minimum:-40°C (ambient); Typical: 80-110°C (base); Maximum: 120°C (base)

Soraa lamps are designed to safely shut down due to conditions in any thermal environment not conducive to minimum airflow or proper ventilation

## CERTIFICATIONS

UL, CUL for 12VAC NEC Class 1 and Class 2 systems, FCC 47 CFR Part 15 and Part 18 (EMI), RoHS, CE, C-tick

12VAC



2700K

CRI >80



DIM



## SPECIFICATIONS\*

Reference Number	Product Code	Beam	Field	CBCP	Watts	Halogen Equivalent
MR16-30-B01-12-827-14	00123	14°	27°	3380	8.8	30w
MR16-36-B01-12-827-20	00059	20°	38°	2300	9.5	35w
MR16-36-B01-12-827-25	00083	25°	42°	1980	9.5	35w
MR16-36-B01-12-827-36	00107	36°	60°	1080	9.5	35w

\*at stable warm operating conditions (25°C ambient)

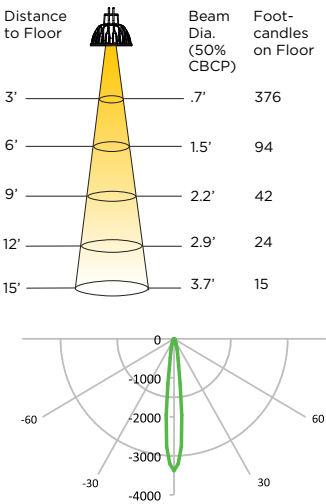
Form Factor      Base      Voltage      CRI      CCT      Beam  
MR16 - 30 - B01 - 12 - 827 - 25

The diagram at left shows how to read the different components of the reference number. Base type B01 refers to the GU 5.3 base.

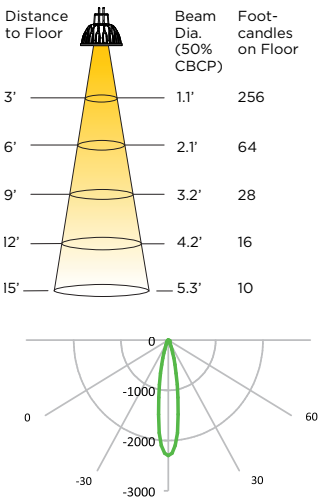
SORAA OUTDOOR LED MR16 2700K 12VAC

PHOTOMETRICS

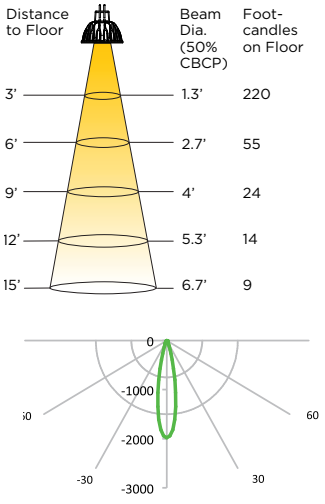
Spot - 14°



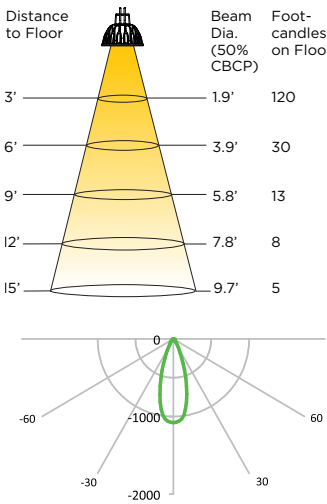
Narrow Flood -20°



Narrow Flood -25°

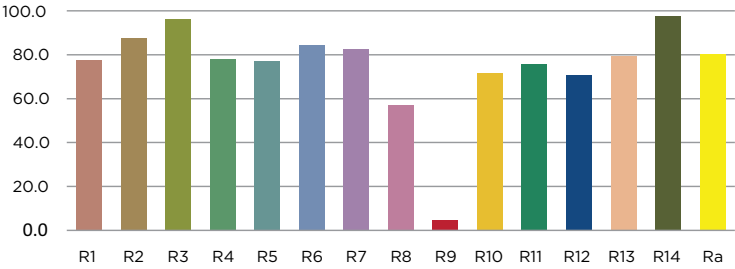


Flood -36° Degree

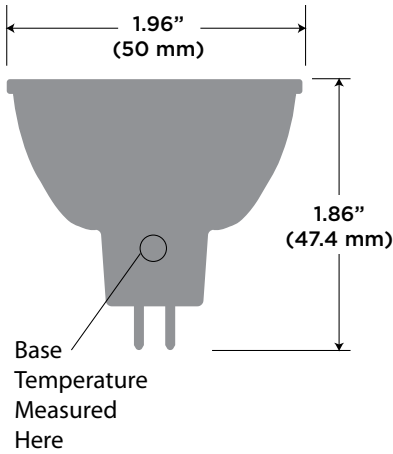


COLOR RENDERING

CRI- Relative R Values



DIMENSIONS



SAFETY NOTE ON HEAT

Soraa's unique LED technology allows its lamps to operate effectively and efficiently at higher temperatures than other LED lamps, resulting in more light output per diode. Although Soraa's lamps operate at cooler temperatures than halogen lamps, it is recommended that gloves be worn when handling bare lamps that have been energized.

TRANSFORMER/DIMMER COMPATIBILITY

Dimmable to 20% or lower, depending on dimmer. Complete transformer and dimmer compatibility information at [www.soraa.com](http://www.soraa.com).