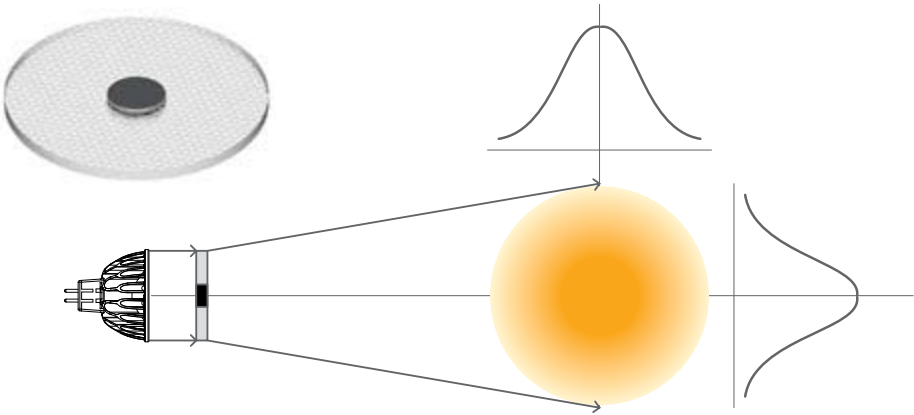


BEAM SPREADER

Use in any application where reducing the number of beam angle SKUs is required.

Reduces inventory costs
Shortens specification, design, sales cycles
Flexibility up to the time of installation.

Beam	Part Number
25°	AC-GC-2525-00-00
36°	AC-GC-3636-00-00
60°	AC-GC-6060-00-00

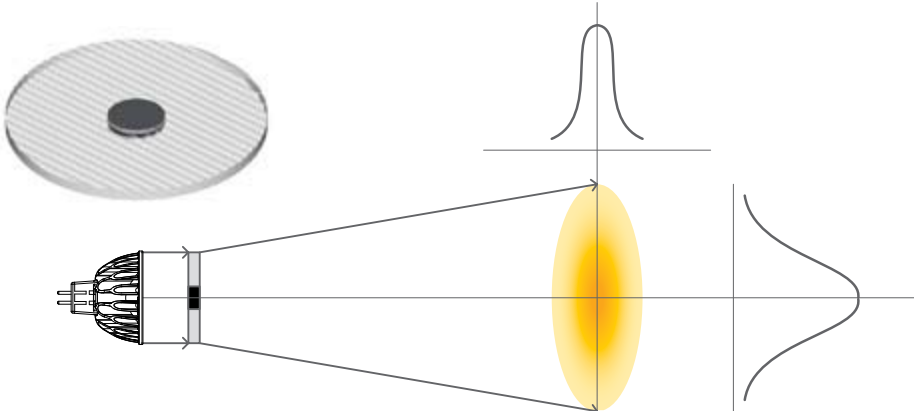


LINEAR LENS

Use in wall washes and illuminating asymmetric objects

Reduces quantity of light fixtures
Reduce spill illumination of target objects

Beam	Part Number
10° x 25°	AC-GE-1025-00-00
10° x 36°	AC-GE-1036-00-00

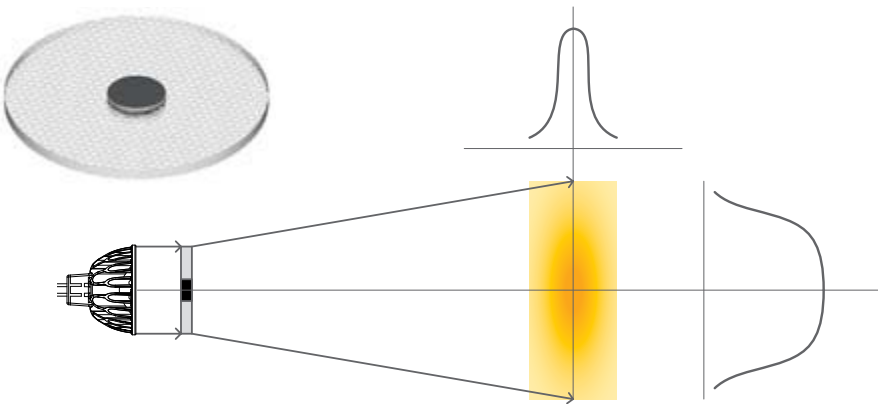


FLAT TOP

Use in critical video surveillance applications such as casinos

Provides even illumination center to edge
Eliminates video camera saturation

Beam	Part Number
25° x 25°	AC-FR-2525-00-00
25° x 36°	AC-FR-2536-00-00
36° x 36°	AC-FR-3636-00-00



LOUVERS

Use in high end retail and hospitality where light fixtures need to disappear into ceiling

Eliminates high angle glare

Cutoff Angle	Part Number
20°	AC-LU-2020-00-00
40°	AC-LU-4040-00-00

