

RSS Series Wired Electronic Ballasts

Specifications Charts

RSS Series Electronic Sign Ballasts Minimum starting temperature is -20°F (-30°C).

For use with T12 HO, T8 HO, and Slimline Lamps 120 Volts, 50/60Hz

For 800mA T12/HO Lamps Standard									
No. of Lamps	Lamp Circuits	Footage		Catalog Number	Input Voltage	Max Input Amps	Max Input Watts	Open Circuit Voltage	Wiring Diagram
		Min.	Max						
1 to 2	Circuit I (lamps 1,2)	4'	16'	RSS296AT*	120V	1.60	190	950	1,2
2 to 4	Circuit I (lamps 1,2)	4'	16'	RSS496AT**	120V	3.20	370	950	3-5
	Circuit II (lamps 3,4)	4'	16'						
4 to 6	Circuit I (lamps 1,2,3)	12'	24'	RSS696AT***	120V	4.15	490	950	6-8
	Circuit II (lamps 4,5,6)	12'	24'						
2 to 6	Circuit I (lamps 1,2,3)	8'	24'	RSS1648-26L***	120V	3.85	430	950	6-10
	Circuit II (lamps 4,5,6)	8'	24'						

For 800mA T8/HO Lamps Standard									
No. of Lamps	Lamp Circuits	Footage		Catalog Number	Input Voltage	Max Input Amps	Max Input Watts	Open Circuit Voltage	Wiring Diagram
		Min.	Max						
1 to 2	Circuit I (lamps 1,2)	4'	12'	RSS296AT	120V	1.45	176	950	1,2
2 to 4	Circuit I (lamps 1,2)	4'	12'	RSS496AT	120V	3.20	362	950	3-5
	Circuit II (lamps 3,4)	4'	12'						
4 to 6	Circuit I (lamps 1,2,3)	9'	18'	RSS696AT	120V	4.10	478	950	6-8
	Circuit II (lamps 4,5,6)	9'	18'						
2 to 6	Circuit I (lamps 1,2,3)	8'	18'	RSS1648-26L	120V	3.82	435	950	6-10
	Circuit II (lamps 4,5,6)	8'	18'						

For use with T12 HO, T8 HO, and Slimline Lamps 208/220/240/277/347 Volts, 50/60Hz

For 800mA T12/HO Lamps Standard									
No. of Lamps	Lamp Circuits	Footage		Catalog Number	Input Voltage	Max Input Amps	Max Input Watts	Open Circuit Voltage	Wiring Diagram
		Min.	Max						
1 to 2	Circuit I (lamps 1,2)	4'	16'	RSS296AT-208-347V*	208V	0.76	147	950	1,2
					277V	0.60	147		
					347V	0.46	148		
2 to 4	Circuit I (lamps 1,2)	4'	16'	RSS496AT-208-347V**	208V	1.54	298	950	3-5
					277V	1.22	296		
					347V	0.91	294		
4 to 6	Circuit I (lamps 1,2,3)	12'	24'	RSS696AT-208-347V***	208V	2.40	464	950	6-8
					277V	1.80	464		
					347V	1.40	452		
2 to 6	Circuit I (lamps 1,2,3)	8'	24'	RSS1648-26L-208-347V***	208V	2.40	464	950	6-10
					277V	1.90	460		
					347V	1.40	452		
2 to 6	Circuit II (lamps 4,5,6)	8'	24'	RSS1648-26L-208-347V***	208V	2.40	464	950	6-10
					277V	1.90	460		
					347V	1.40	452		

RSS Installation Wiring Diagrams

DIAGRAM 1

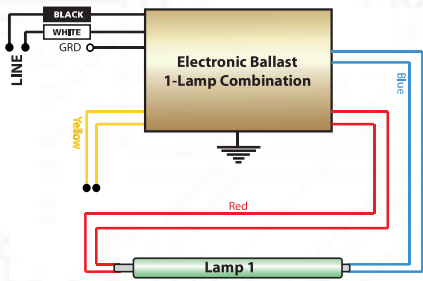


DIAGRAM 2

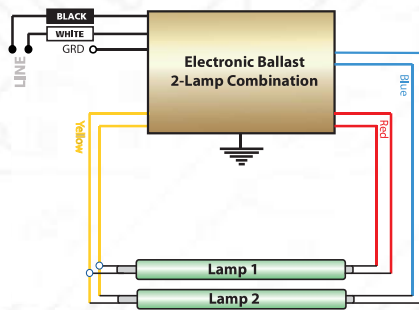


DIAGRAM 3

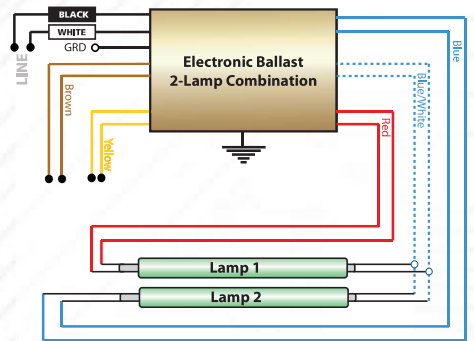


DIAGRAM 4

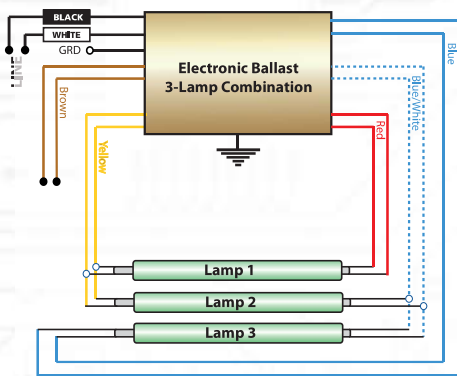


DIAGRAM 5

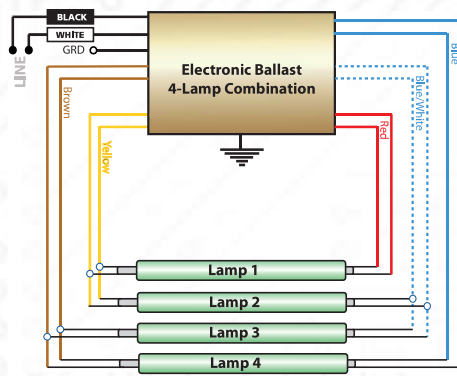


DIAGRAM 6

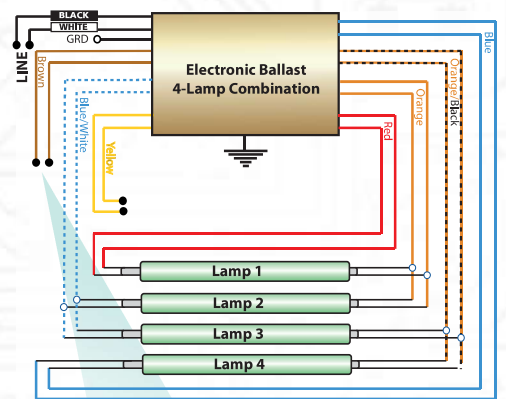


DIAGRAM 7

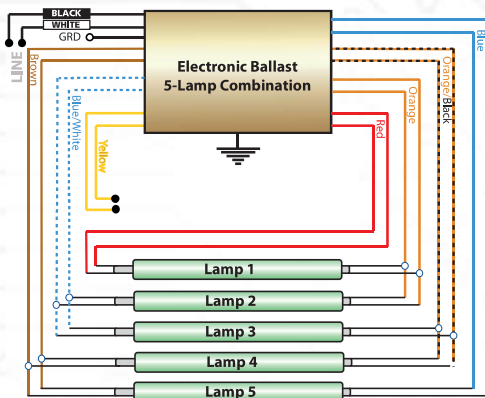


DIAGRAM 8

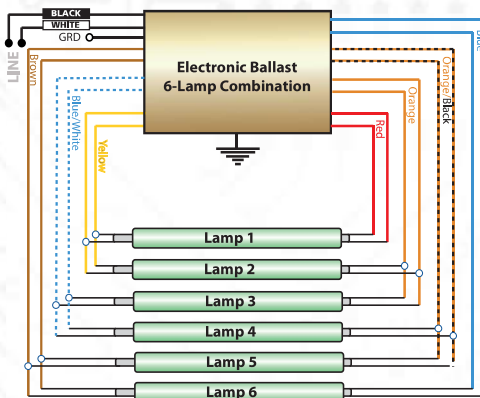


DIAGRAM 9

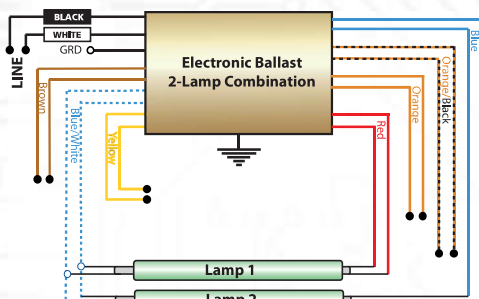
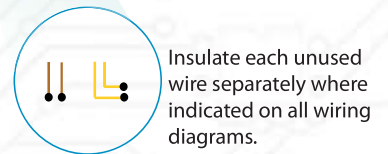
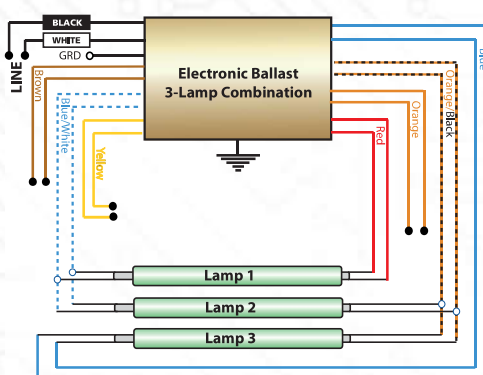


DIAGRAM 10



Insulate each unused wire separately where indicated on all wiring diagrams.

▲ RSS Diagrams can easily be used in both new installation and magnetic to electronic replacement applications. All ballasts must be grounded.

EESB Parallel Wired Electronic Ballasts

Specifications Charts

EESB Series Electronic Sign Ballasts Minimum starting temperature is -20°F (-30°C).

For use with T12 HO, T8 HO, and Slimline Lamps 120 Volts, 50/60Hz

For 800mA T12/HO Lamps Standard								
No. of Lamps	Footage		Catalog Number	Input Voltage	Max Input Amps	Max Input Watts	Open Circuit Voltage	Wiring Diagram
	Min.	Max						
1	18"	8'	EESB-1808-1L	120V	0.85	100	800	1,7
1 to 3	4'	24'	EESB-424-13L	120V	1.50	180	750	3,9
1 to 6	8'	32'	EESB-832-16L	120V	2.40	282	800	4,10
1 to 4	10'	40'	EESB-1040-14L [#]	120V	2.70	328	850	5,11
2 to 6	10'	48'	EESB-1048-26L ^{###}	120V	3.00	355	800	6,12

For use with T12 HO, T8 HO, and Slimline Lamps 120/220/240/277 Volts, 50/60Hz

For 800mA T12/HO Lamps Standard								
No. of Lamps	Footage		Catalog Number	Input Voltage	Max Input Amps	Max Input Watts	Open Circuit Voltage	Wiring Diagram
	Min.	Max						
1 to 2	2'	16'	EESB-0216-12L 120-277V	120V	1.20	134	980	2,8
				208V	0.64	133		
				240V	0.58	135		
				277V	0.55	136		
1 to 4	4'	32'	EESB-0432-14L 120-277V	120V	2.35	271	980	5,11
				208V	1.30	270		
				240V	1.18	271		
				277V	1.10	272		
1 to 6	2'	50'	EESB-0250-16L 120-277V ^{##}	120V	3.54	410	980	6,12
				208V	1.96	404		
				240V	1.67	402		
				277V	1.48	402		
2 to 6	10'	48'	EESB-1048-26L 120-277V [#]	120V	3.10	362	980	6,12
				208V	1.76	361		
				240V	1.54	361		
				277V	1.32	360		

For use with T12 HO, T8 HO, T8 50K hours Long Life Lamps, and Slimline Lamps 120/220/240/277 Volts, 50/60/Hz

For 315mA T8 Long Life Lamp								
No. Of Lamps	Footage		Catalog Number	Input Voltage	Max Input Amps	Max Input Watts	Open Circuit Voltage	Wiring Diagram
	Min.	Max						
1 to 6	2'	50'	EESB-0250-16L 120-277V	120V	3.55	418	980	6,12
				208V	2.01	416		
				240V	1.76	416		
				277V	1.55	416		

For use with up to 4 10' lamps ##For use with up to 5 10' lamps ###DO NOT use 10' lamps
Wiring Diagrams: Located on page 6. Diagram references in charts above indicate wiring for maximum loading.
All EESB Ballasts Above: Single lamp per circuit 8' maximum, Multiple lamps per circuit 7' maximum, except where specified up to 10' lamps.

EESB Parallel Wired Electronic Ballasts

For use with T12 HO, T8 HO, T8 18K hours Medium Life, and Slimline Lamps
120/220/240/277 Volts, 50/60/Hz

For 375mA T8 HO Medium Life Lamps								
No. Of Lamps	Footage		Catalog Number	Input Voltage	Max Input Amps	Max Input Watts	Open Circuit Voltage	Wiring Diagram
	Min.	Max						
1 to 2	2'	12'	EESB-0216-12L 120-277V	120V	1.10	124	980	2,8
				208V	0.61	124		
				240V	0.53	125		
				277V	0.50	125		
1 to 4	4'	24'	EESB-0432-14L 120-277V	120V	2.25	247	980	5,11
				208V	1.19	248		
				240V	1.04	248		
				277V	1.00	249		
1 to 6	2'	48'	EESB-0250-16L 120-277V	120V	3.65	427	980	6,12
				208V	2.08	427		
				240V	1.82	428		
				277V	1.58	428		
2 to 6	10'	48'	EESB-1048-26L 120-277V [#]	120V	3.65	427	980	6,12
				208V	2.08	427		
				240V	1.82	428		
				277V	1.58	428		

For use with T12 HO, T8 HO, and Slimline Lamps 208/220/240/277/347 Volts, 50/60Hz

For T12/HO Lamps								
No. Of Lamps	Footage		Cat #	Input Voltage	Max Input Amps	Max Input Watts	Open Circuit Voltage	Wiring Diagram
	Min.	Max						
1 to 3	4'	24'	EESB-424-13MV	208V	0.95	194	700	3,9
				240V	0.81	190		
				277V	0.70	190		
				347V	0.58	189		
1 to 6	8'	32'	EESB-832-16MV	208V	1.38	287	800	4,10
				240V	1.22	286		
				277V	1.05	283		
				347V	0.84	280		
1 to 4	10'	40'	EESB-1040-14MV [#]	208V	1.58	320	900	5,11
				240V	1.34	318		
				277V	1.14	314		
				347V	0.93	310		
2 to 6	10'	48'	EESB-1048-26MV	208V	1.85	380	800	6,12
				240V	1.60	377		
				277V	1.50	374		
				347V	1.10	370		

[#]For use with up to 4 10' lamps

Wiring Diagrams: Located on page 6. Diagram references in charts above indicate wiring for maximum loading.

All EESB Ballasts Above: Single lamp per circuit 8' maximum, Multiple lamps per circuit 7' maximum, except where specified up to 10' lamps.

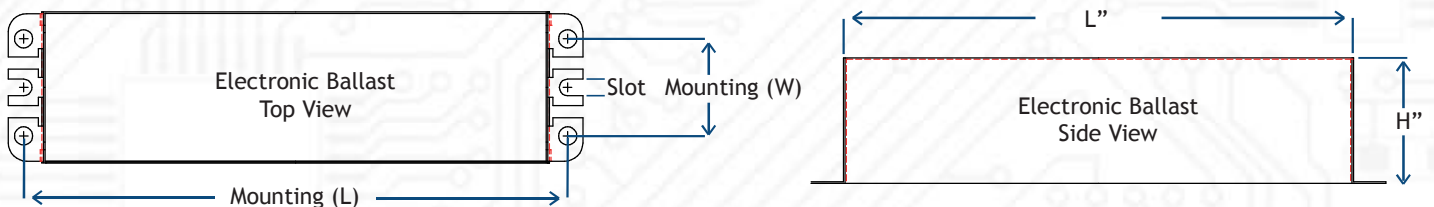
EESB Parallel Wired Electronic Ballasts

EESB Ballast Footage Chart

CAT #	T8/T12	# of lamps	Total Lamp Footage Range (Feet)																																															
			1	2	3	4	5	6	7	8	9	10	11	12	13	14	15	16	17	18	19	20	21	22	23	24	25	26	27	28	29	30	31	32	33	34	35	36	37	38	39	40	41	42	43	44	45	46	47	48
EESB-1801-1L	T8	1	EESB-1808-1L (T8)																																															
	T12	1	EESB-1808-1L (T12)																																															
EESB-424-13L EESB-424-13MV	T8	1-3	EESB-424-13L / EESB-424-13MV (T8)																																															
	T12	1-3	EESB-424-13L / EESB-424-13MV (T12)																																															
EESB-832-16L EESB-832-16MV	T8	1-6	EESB-832-16L / EESB-832-16MV (T8)																																															
	T12	1-6	EESB-832-16L / EESB-832-16MV (T12)																																															
EESB-1040-14L EESB-1040-14MV	T8	1-4	EESB-1040-14L / EESB-1040-14MV (T8)																																															
	T12	1-4	EESB-1040-14L / EESB-1040-14MV (T12)																																															
EESB-1048-26L EESB-1048-26MV	T8	2-6	EESB-1048-26L / EESB-1048-26MV (T8)																																															
	T12	2-6	EESB-1048-26L / EESB-1048-26MV (T12)																																															
EESB-0216-12L-120-277V	T8	1-2	EESB-0216-12L-120-277V (T8)																																															
	T12	1-2	EESB-0216-12L-120-277V (T12)																																															
EESB-0432-14L-120-277V	T8	1-4	EESB-0432-14L-120-277V (T8)																																															
	T12	1-4	EESB-0432-14L-120-277V (T12)																																															
EESB-0250-16L-120-277V	T8	1-6	EESB-0250-16L-120-277V (T8)																																															
	T12	1-6	EESB-0250-16L-120-277V (T12)																																															
	T8 Long Life	1-6	EESB-0250-16L-120-277V (T8 Long Life)																																															
EESB-1048-26L-120-277V	T8	2-6	EESB-1048-26L-120-277V (T8)																																															
	T12	2-6	EESB-1048-26L-120-277V (T12)																																															

Dimensions and Weights

CAT #	Lead Length (Feet)				Dimensions (Inches)			Mounting	Weight (lb)
	Black	White	Red	Blue	Length	Width	Height		
EESB-1808-1L	2.5	2.5	11	11	9-1/2	2-3/8	1-5/8	8-7/8 L x 1.7 W	2
EESB-424-13L	2.5	2.5	11	11	11-3/4	3	1-3/4	11-1/8 L x 2.0 W	5
EESB-424-13MV									
EESB-832-16L	2.5	2.5	11	11	14-7/16	3	2-3/4	13-3/4 L x 2.0 W	8
EESB-832-16MV									
EESB-1040-14L	2.5	2.5	11	11	14-7/16	3	2-3/4	13-3/4 L x 2.0 W	8
EESB-1040-14MV									
EESB-1048-26L	2.5	2.5	11	11	14-7/16	3	2-3/4	13-3/4 L x 2.0 W	8
EESB-1048-26MV									
EESB-0216-12L-120-277V	2.5	2.5	11	11	9-1/2	2-3/8	1-5/8	8-7/8 L x 1.7 W	2.5
EESB-0432-14L-120-277V	2.5	2.5	11	11	14-7/16	3	2-3/4	13-3/4 L x 2.0 W	9.5
EESB-0250-16L-120-277V	2.5	2.5	11	11	14-7/16	3	2-3/4	13-3/4 L x 2.0 W	8
EESB-1048-26L-120-277V	2.5	2.5	11	11	14-7/16	3	2-3/4	13-3/4 L x 2.0 W	9



EESB Parallel Wired Electronic Ballasts

EESB New Installation Wiring Diagrams

DIAGRAM 1

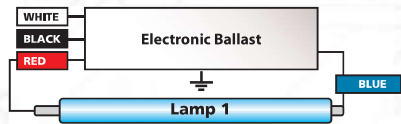


DIAGRAM 2

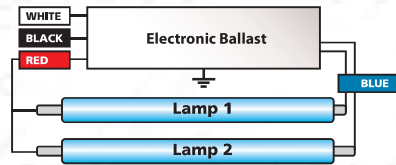


DIAGRAM 3

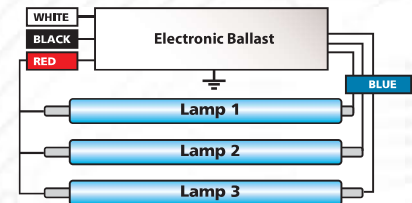


DIAGRAM 7

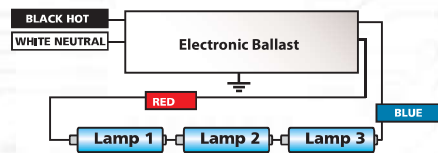


DIAGRAM 8

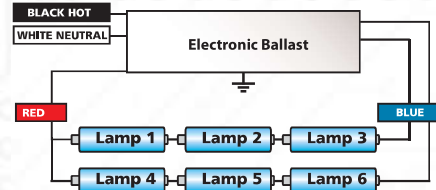


DIAGRAM 9

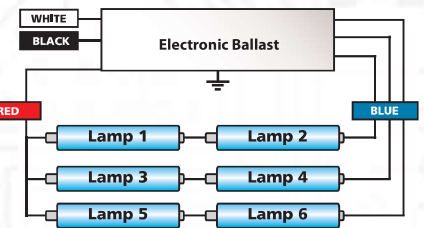


DIAGRAM 4

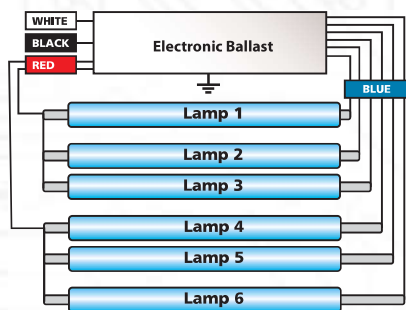


DIAGRAM 5

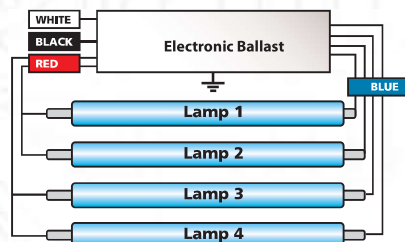


DIAGRAM 6

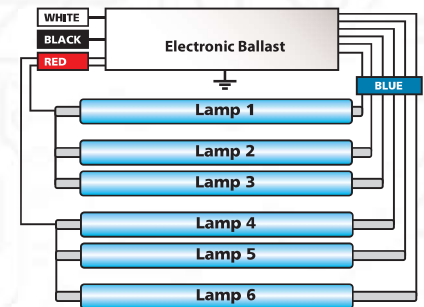


DIAGRAM 10

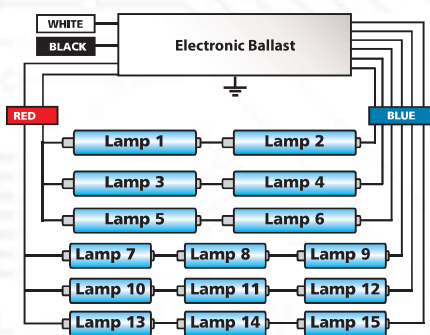


DIAGRAM 11

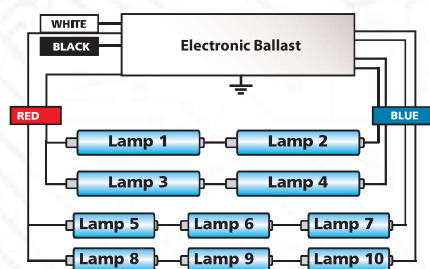
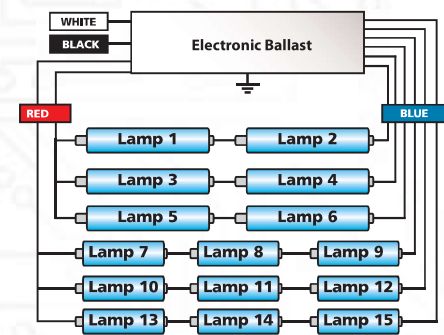


DIAGRAM 12



Wiring diagrams for Allanson Lighting Components' EESB Electronic Ballasts are simpler, with half the connections found in old-style magnetics. Lamps are parallel wired, so if one burns out the others keep working. All ballasts must be grounded. Reduce 1 foot when combined with multiple lamps.

EESB Magnetic to Electronic Re-Wiring Diagrams

DIAGRAM 1

**EESB-0216-12L
(2-LAMP MAGNETIC TO ELECTRONIC)**

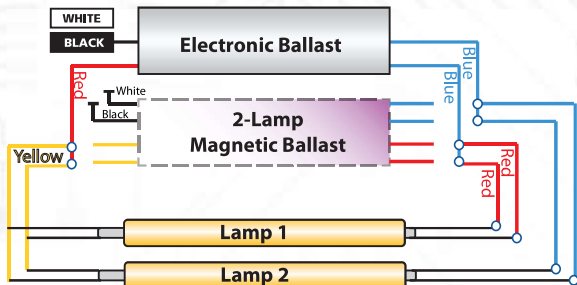


DIAGRAM 2

**EESB-424-13L
(3-LAMP MAGNETIC TO ELECTRONIC)**

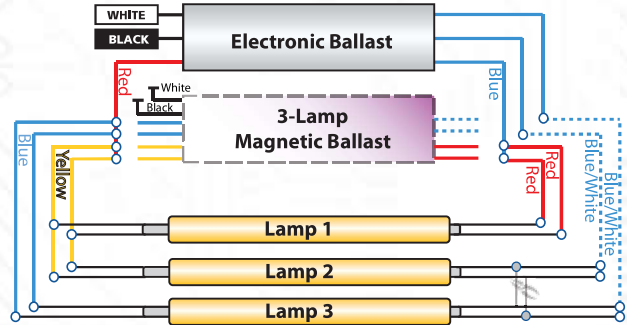


DIAGRAM 3

**EESB-0432-14L & EESB-1040-14L
(4-LAMP MAGNETIC TO ELECTRONIC)**

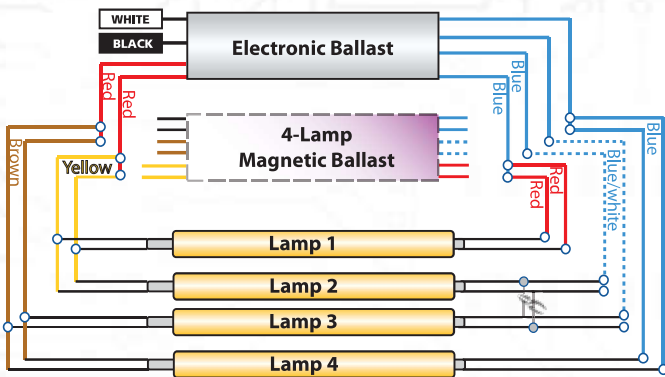
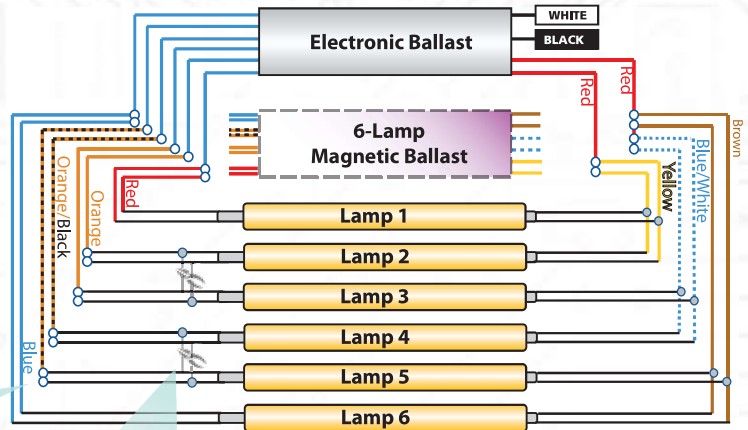
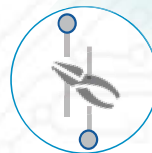


DIAGRAM 4

**EESB-1048-26L/120-277V,
EESB-832-16L, & EESB-0250-16L
(6-LAMP MAGNETIC TO ELECTRONIC)**



Symbol indicates to join two lamp socket wires together and then to connect to one wire (blue or red).



Symbol indicates cutting of jumper wires to disconnect the parallel connection of lamp sockets.

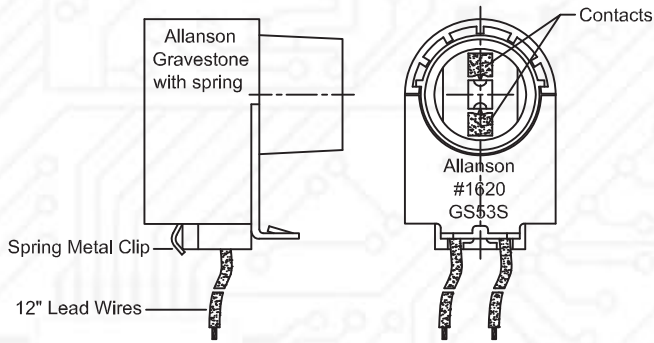
For a live demonstration, watch our
Magnetic to Electronic Replacement Video.



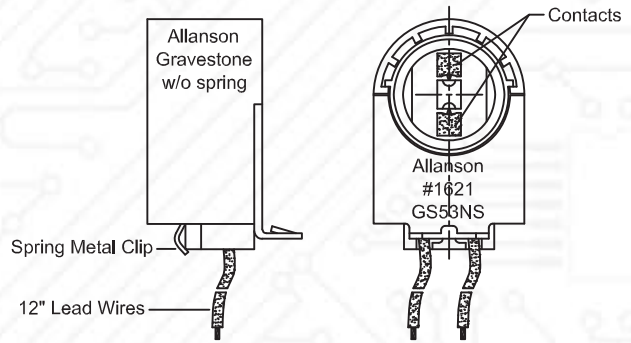
Visit www.allanson.com

Fluorescent H.O. Lamp Holders

Tombstone Lamp Holders

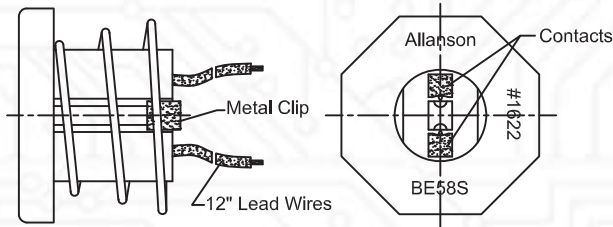


**Part#1620 with spring
Vertical Contacts**

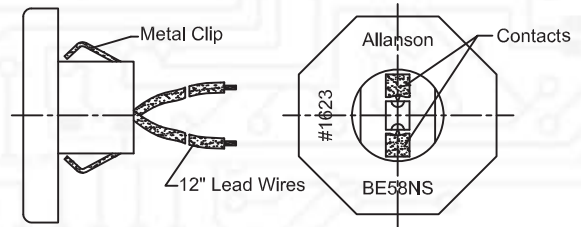


**Part#1621 w/o spring
Vertical Contacts**

Flush Mount Lamp Holders



**Part#1622
Vertical Contacts**



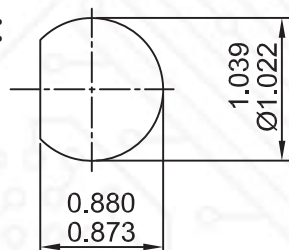
**Part#1623
Vertical Contacts**

Lamp holder Ratings: 660W, 600V / 1000V rating

Materials: GE® resins, Ni plated steels, stainless steels, “O” ring, and tin bronze contacts were used in the manufacturing of Allanson lamp holders. The 12” lead assemblies are stranded 18AWG tinned copper and have 1015/1032 UL ratings 221°F (105°C) and 1000V.

Mounting: High strength metal retaining clips ensure solid hold when installed per specifications.

Mounting “D” Hole:



cULus listed.
UL listed for use
in U.S.A and Canada.



Fluorescent Ballast Cross Reference Chart

Magnetic Ballasts				Electronic Replacement			
Allanson	Universal	France	Advance	Transco	Footage T12	RSS	EESB
148-AT	256-148-800	168 DR	---	TRA-148-0204	2' - 4'	RSS296AT	EESB-1808-1L / EESB-0216-12L-120-277V
196-AT	---	268 DR	---	---	18" - 8'	RSS296AT	EESB-1808-1L
224-AT	---	268 DR	---	TRA-224-0204	2' - 4'	RSS296AT	EESB-0216-12L-120-277V
---	256-248-800	---	---	---	2' - 4'	RSS296AT	EESB-0216-12L-120-277V
272-AT	256-272-800	268 DR	ASB-0412-12-BL-TP	TRA-272-0612	4' - 12'	RSS296AT	EESB-424-13L / EESB-0216-12L-120-277V
296-AT	256-296-800	288 DR	---	TRA-296-0816	12' - 16'	RSS296AT	EESB-424-13L / EESB-0216-12L-120-277V
348-AT	256-348-800	348 DR	---	TRA-348-0412	6' - 12'	---	EESB-424-13L
372-AT	256-372-800	368 DR	---	---	12' - 18'	---	EESB-424-13L
---	---	2128 DR	---	TRA-2120-1020	10' - 20'	RSS496AT	EESB-1040-14L / EESB-1048-26L-120-277V
396-AT	256-396-800	388 DR	---	TRA-396-1624	18' - 24'	RSS496AT / RSS1648-26L	EESB-424-13L / EESB-0432-14L-120-277V
448-AT	256-448-800	448 DR	ASB-0620-24-BL-TP	TRA-448-0816	8' - 16'	RSS496AT	EESB-424-13L / EESB-0432-14L-120-277V
---	256-464-800	---	---	---	16' - 24'	RSS496AT / RSS1648-26L	EESB-424-13L / EESB-0432-14L-120-277V
472-AT	256-472-800	468 DR	ASB-1224-24-BL-TP	TRA-472-1624	16' - 24'	RSS496AT / RSS1648-26L	EESB-424-13L / EESB-0432-14L-120-277V
496-AT	256-496-800	488 DR	ASB-2432-34-BL-TP	TRA-496-2432	24' - 32'	RSS496AT / RSS1648-26L	EESB-832-16L / EESB-0432-14L-120-277V
4120-AT	256-4120-800	4128 DR	ASB-2040-24-BL-TP	TRA-4120-2040	20' - 40'	RSS696AT / RSS1648-26L	EESB-1040-14L / EESB-1048-26L-120-277V
572-AT	---	568 DR	---	---	20' - 30'	RSS696AT / RSS1648-26L	EESB-832-16L / EESB-1048-26L-120-277V
648-AT	256-648-800	668 DR	---	TRA-648-1624	12' - 24'	---	EESB-832-16L / EESB-1048-26L-120-277V
672-AT	256-672-800	668 DR	ASB-1240-46-BL-TP	TRA-672-2436	24' - 36'	RSS696AT / RSS1648-26L	EESB-1048-26L / EESB-1048-26L-120-277V
696-AT	256-696-800	688 KR	ASB-2448-46-BL-TP	TRA-696-3048	30' - 48'	RSS696AT / RSS1648-26L	EESB-1048-26L / EESB-1048-26L-120-277V
148-AT-277V	---	168 KR	---	---	2' - 4'	RSS296AT-208-347V	EESB-0216-12L-120-277V
196-AT-277V	---	268 KR	---	---	18" - 8'	RSS296AT-208-347V	---
272-AT-277V	---	268 KR	---	---	4' - 12'	RSS296AT-208-347V	EESB-0216-12L-120-277V
296-AT-277V	---	288 KR	---	---	12' - 16'	RSS296AT-208-347V	EESB-0216-12L-120-277V
348-AT-277V	---	348 KR	---	---	6' - 12'	---	EESB-0432-14L-120-277V
372-AT-277V	---	368 KR	---	---	12' - 18'	---	EESB-0432-14L-120-277V
396-AT-277V	---	388 KR	---	---	18' - 24'	RSS496AT-208-347V / RSS1648-26L-208-347V	EESB-0432-14L-120-277V
448-AT-277V	---	448 KR	---	---	8' - 16'	RSS496AT-208-347V	EESB-0432-14L-120-277V
472-AT-277V	---	468 KR	---	---	16' - 24'	RSS496AT-208-347V / RSS1648-26L-208-347V	EESB-0432-14L-120-277V
496-AT-277V	256-1588-800	488 KR	---	---	24' - 32'	RSS496AT-208-347V / RSS1648-26L-208-347V	EESB-0432-14L-120-277V
4120-AT-277V	---	4128 KR	---	---	20' - 40'	RSS696AT-208-347V / RSS1648-26L-208-347V	EESB-1048-26L-120-277V
572-AT-277V	---	568 KR	---	---	20' - 30'	RSS696AT-208-347V / RSS1648-26L-208-347V	EESB-1048-26L-120-277V
648-AT-277V	---	668 KR	---	---	12' - 24'	---	EESB-1048-26L-120-277V
672-AT-277V	---	668 KR	---	---	24' - 36'	RSS696AT-208-347V / RSS1648-26L-208-347V	EESB-1048-26L-120-277V
696-AT-277V	---	688 KR	---	---	30' - 48'	RSS696AT-208-347V / RSS1648-26L-208-347V	EESB-1048-26L-120-277V
148-AT-347V	---	---	---	---	2' - 4'	RSS296AT-208-347V	---
196-AT-347V	---	---	---	---	18" - 8'	RSS296AT-208-347V	---
272-AT-347V	---	---	---	---	4' - 12'	RSS296AT-208-347V	---
296-AT-347V	---	---	---	---	12' - 16'	RSS296AT-208-347V	---
348-AT-347V	---	---	---	---	6' - 12'	---	EESB-424-13MV
372-AT-347V	---	---	---	---	12' - 18'	---	EESB-424-13MV
396-AT-347V	---	---	---	---	18' - 24'	RSS496AT-208-347V / RSS1648-26L-208-347V	EESB-424-13MV
448-AT-347V	---	---	---	---	8' - 16'	RSS496AT-208-347V	EESB-832-16MV
472-AT-347V	---	---	---	---	16' - 24'	RSS496AT-208-347V / RSS1648-26L-208-347V	EESB-832-16MV
496-AT-347V	---	---	---	---	24' - 32'	RSS496AT-208-347V / RSS1648-26L-208-347V	EESB-832-16MV
4120-AT-347V	---	---	---	---	20' - 40'	RSS696AT-208-347V / RSS1648-26L-208-347V	EESB-1040-14MV
572-AT-347V	---	---	---	---	20' - 30'	RSS696AT-208-347V / RSS1648-26L-208-347V	EESB-1048-26MV
648-AT-347V	---	---	---	---	12' - 24'	---	EESB-1048-26MV
672-AT-277V	---	---	---	---	24' - 36'	RSS696AT-208-347V / RSS1648-26L-208-347V	EESB-1048-26MV
696-AT-347V	---	---	---	---	30' - 48'	RSS696AT-208-347V / RSS1648-26L-208-347V	EESB-1048-26MV

*EESB-0250-16L-120-277V Ultimate Ballast Replaces all models listed.

Warranty

Allanson Lighting Components provides a 4 year warranty on Electronic Sign Ballasts. Extend your warranty for another year (5 years) when you purchase Allanson H.O. Sockets. For more information, please contact customer service.

USA

801 Space Park North
Goodlettsville, TN, 37072

 csupport@allanson.com

 1.800.559.3659


 615.855.0592

Canada

33 Cranfield Road
Toronto, ON, M4B 3H2

 cservice@allanson.com

 1.800.661.7251

 416.752.6717

