



LED AREA LIGHTS

POWER AND CCT SELECTABLE



SUGGESTED APPLICATIONS

- Parking lots
- Area lighting
- Illumination of areas of ingress
- Security lighting

FEATURES

- Power Selectable: three different levels
- CCT Selectable: 3000K / 4000K / 5000K
- Photocell ready: shorting cap included (120-277V and 347-480V accessories available)
- Motion Sensor ready: integrated 3-pin receptacle for PIR or Microwave sensor accessories
- Slipfitter Mount pre-installed (pole and trunnion mount accessories available)
- Precision optics provide ideal light distribution for parking lots, security and general area illumination
- Die-cast aluminum housing with IK08 impact rated lens



STANDARD OPTICS
(TYPE III, IV OR V AVAILABLE)
9 FIXTURES IN 1



SWITCHABLE OPTICS
(TYPE II, III, IV AND V INCLUDED)
36 FIXTURES IN 1

INPUT VOLTAGE:
120-277V AND 277-480V
OPTIONS AVAILABLE

EFFICACY: UP TO 155 LPW

CRI: >80

LIFETIME (L70):
UP TO 100,000 HOURS

BUG RATING: B4-U0-G5

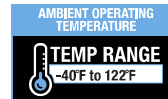
DIMMING: STANDARD 0-10V

POWER FACTOR: THD ≤20%

6KV SURGE PROTECTION
RATING

POWER CORD: SJOW/6FT

MOUNTING HEIGHT: 20-40 FEET



ORDERING GUIDE

Example: **ARL-150PCS-T3-HV**

PRODUCT	WATTAGE (P) POWER SELECTABLE	LUMEN PACKAGE	CCT SELECTABLE (CS)	IES DISTRIBUTION (LENS TYPE)	INPUT VOLTAGE
ARL = AREA LIGHT WITH STANDARD OPTICS	150 = 70/100/150W 300 = 200/250/300W 480 = 350/400/480W	(150W) 10,500/15,000/22,000 LUMENS (300W) 31,000/37,500/43,500 LUMENS (480W) 54,000/60,000/69,600 LUMENS	3000K 4000K 5000K	T3 = TYPE III T4 = TYPE IV* T5 = TYPE V	BLANK = 120-277V HV = 277-480
ARL = AREA LIGHT WITH SWITCHABLE OPTICS	150 = 70/100/150W 300 = 200/250/300W	(150W) 10,500/14,500/21,000 LUMENS (300W) 29,500/36,000/42,500 LUMENS		SWO = TYPE III INSTALLED (TYPE II, IV & V INCLUDED)	BLANK = 120-277V

*T4 Lens not available with 480W options





TOPAZ®



A Southwire Company

LED AREA LIGHTS POWER AND CCT SELECTABLE



ITEM SPECIFICATIONS | ORDER INFO

MODEL #	ORDER CODE	UPC	IES DISTRIBUTION (LENS TYPE)	INPUT VOLTAGE MAX. INPUT CURRENT	POWER SELECTABLE WATTAGE	3000K LUMENS	4000K LUMENS	5000K LUMENS	EFFICACY (LPW) @ 4000K	HID REPLACEMENT WATTAGE
ARL-150PCS-T3 ARL-150PCS-T4 ARL-150PCS-T5	73972 73974 73976	032886310119 032886310126 032886310133	TYPE III TYPE IV TYPE V	120-277V 1.5/0.6A	70W	9,800	10,850	10,290	155	280W
					100W	13,500	15,000	14,300	150	400W
					150W	19,500	21,750	20,700	145	600W
ARL-300PCS-T3 ARL-300PCS-T4 ARL-300PCS-T5	73978 73980 73982	032886310140 032886310157 032886310164	TYPE III TYPE IV TYPE V	120-277V 3.0/1.2A	200W	28,000	31,000	29,400	155	800W
					250W	33,750	37,500	35,750	150	1000W
					300W	39,000	43,500	41,400	145	1200W
ARL-480PCS-T3 ARL-480PCS-T5	73984 73986	032886310171 032886310188	TYPE III TYPE V	120-277V 4.8/1.9A	350W	49,000	54,250	51,450	155	1400W
					400W	54,000	60,000	57,200	150	1600W
					480W	62,400	69,600	66,240	145	1920W
ARL-150PCS-T3-HV ARL-150PCS-T5-HV	73988 73990	032886310195 032886310201	TYPE III TYPE V	277-480V 0.8/0.35A	70W	9,800	10,850	10,290	155	280W
					100W	13,500	15,000	14,300	150	400W
					150W	19,500	21,750	20,700	145	600W
ARL-300PCS-T3-HV ARL-300PCS-T5-HV	73992 73994	032886310218 032886310225	TYPE III TYPE V	277-480V 1.2/0.7A	200W	28,000	31,000	29,400	155	800W
					250W	33,750	37,500	35,750	150	1000W
					300W	39,000	43,500	41,400	145	1200W
ARL-480PCS-T3-HV ARL-480PCS-T5-HV	73996 73998	032886310232 032886310249	TYPE III TYPE V	277-480V 1.9/1.1A	350W	49,000	54,250	51,450	155	1400W
					400W	54,000	60,000	57,200	150	1600W
					480W	62,400	69,600	66,240	145	1920W
ARL-150PCS-SWO	74000	032886310256	TYPE II TYPE III* TYPE IV TYPE V	120-277V 1.4/0.62A	70W	9,450	10,500	9,940	150	280W
					100W	13,000	14,500	13,800	145	400W
					150W	18,750	21,300	19,950	142	600W
ARL-300PCS-SWO	74102	032886310263	TYPE II TYPE III* TYPE IV TYPE V	120-277V 2.78/1.22A	200W	26,600	29,600	28,000	148	800W
					250W	32,500	36,250	33,750	145	1000W
					300W	37,500	42,600	39,900	142	1200W

NOTES

Dimming with standard 0-10V control system or wall dimmers. Dimming complies with IEC60929 Annex E. Fixture may not be compatible with all dimmers. Dimming performance may vary based on selected dimmer. Visit www.topaz-usa.com/led-dimmer-compatibility for up-to-date dimmer compatibility information.

Power & CCT selectable models: default settings are 5000K at the highest wattage.

FIVE (5) YEAR LIMITED WARRANTY: SOUTHWIRE COMPANY, LLC. For details visit: <https://southwire.com/resources/warranties>.

This device complies with Part 15 of the FCC Rules. Operation is subject to the following two conditions: (1) this device may not cause harmful interference, and (2) this device must accept any interference received, including interference that may cause undesired operation. CAN-ICES-003B/NMB-003B

Specifications are subject to change without prior notice. Replacement wattage shown depends on application and fixture.

**BUILT FOR DURABILITY.
BUILT FOR RELIABILITY.
BUILT FOR WORK.™**

800-666-2852 | TOPAZ-USA.COM

©2024 Southwire Company, LLC. All rights reserved.
*Registered Trademark & ™Trademark of Southwire Company, LLC.



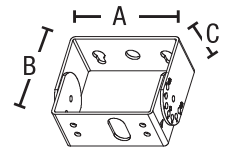
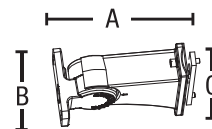
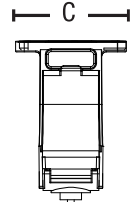
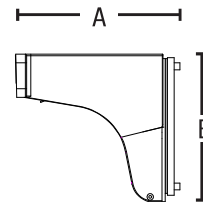
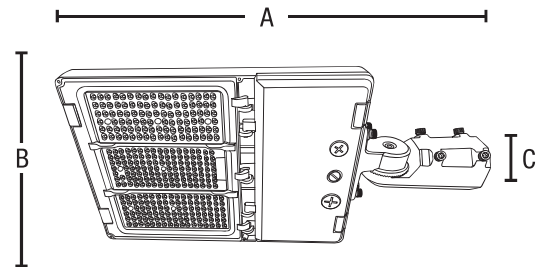
LED AREA LIGHTS

POWER AND CCT SELECTABLE



DIMENSIONS | WEIGHT

MODEL #	A (IN)	B (IN)	C (IN)	WEIGHT (LBS)
ARL-150PCS-T3	22.90	10.30	2.60*	8.38
ARL-150PCS-T4				
ARL-150PCS-T5				
ARL-300PCS-T3	27.40	13.00	2.60*	11.24
ARL-300PCS-T4				
ARL-300PCS-T5				
ARL-480PCS-T3	33.00	15.30	2.60*	23.15
ARL-480PCS-T5				
ARL-150PCS-T3-HV	22.90	10.30	2.60*	8.38
ARL-150PCS-T5-HV				
ARL-300PCS-T3-HV	27.40	13.00	2.60*	11.24
ARL-300PCS-T5-HV				
ARL-480PCS-T3-HV				
ARL-480PCS-T5-HV	33.00	15.30	2.60*	23.15
ARL-150PCS-SWO	22.50	11.20	2.60*	11.68
ARL-300PCS-SWO	26.50	14.00	2.60*	16.31
ACCESSORIES				
ARL-480PCS-POLMT-F	7.50	6.80	5.10	2.94
ARL-300PCS-POLMT-A	8.40	4.90	6.33	2.84
ARL-480PCS-POLMT-A	9.18	5.12	6.33	2.96
ARL-150-480PCS-TMT	6.375	5.375	2.75	3.09



ARL-300PCS-POLMT-A
ARL-480PCS-POLMT-A

ARL-150PCS-480PCS-TMT

* INNER DIAMETER OF SLIPFITTER.

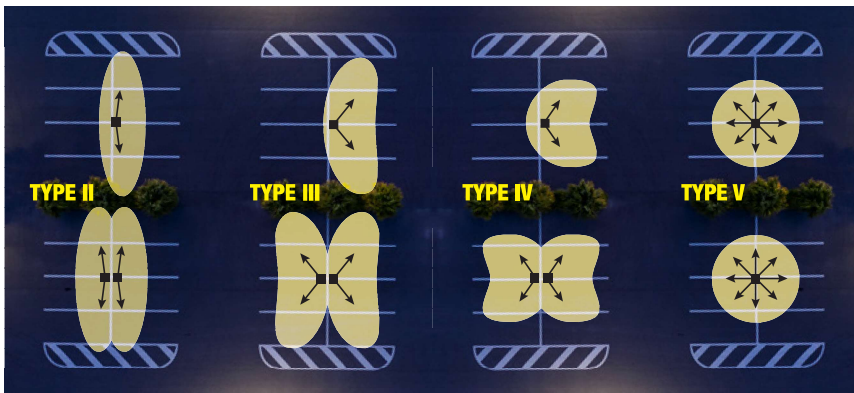
**BUILT FOR DURABILITY.
BUILT FOR RELIABILITY.
BUILT FOR WORK.™**



LED AREA LIGHTS

POWER AND CCT SELECTABLE

DISTRIBUTION OPTIONS



UPLIGHT

All area light fixtures (except SWO models) can be used in an upward direction with no effect on IP66 waterproofing. The slipfitter mount has unlimited range, while the adjustable pole mount is limited to 30 degrees upright.

PACKAGING DETAILS

MODEL #	CARTON DIMENSIONS (D X W X H)	CARTON QTY.	CARTON WEIGHT	PALLET QUANTITY
STANDARD OPTICS - FIXTURE + LENS (CHOOSE FROM 3 TYPES) + SHORTING CAP + PRE-INSTALLED SLIPFITTER				
ARL-150PCS-T3	25.59 x 12.2 x 5.63	1	10.8	60
ARL-150PCS-T4	25.59 x 12.2 x 5.63	1	10.8	60
ARL-150PCS-T5	25.59 x 12.2 x 5.63	1	10.8	60
ARL-300PCS-T3	30.12 x 14.96 x 5.83	1	14.33	36
ARL-300PCS-T4	30.12 x 14.96 x 5.83	1	14.33	36
ARL-300PCS-T5	30.12 x 14.96 x 5.83	1	14.33	36
ARL-480PCS-T3	36.02 x 18.11 x 6.3	1	26.46	24
ARL-480PCS-T5	36.02 x 18.11 x 6.3	1	26.46	24
ARL-150PCS-T3-HV	25.59 x 12.2 x 5.63	1	10.8	60
ARL-150PCS-T5-HV	25.59 x 12.2 x 5.63	1	10.8	60
ARL-300PCS-T3-HV	30.12 x 14.96 x 5.83	1	14.33	36
ARL-300PCS-T5-HV	30.12 x 14.96 x 5.83	1	14.33	36
ARL-480PCS-T3-HV	36.02 x 18.11 x 6.3	1	26.46	24
ARL-480PCS-T5-HV	36.02 x 18.11 x 6.3	1	26.46	24
SWITCHABLE OPTIC - FIXTURE + LENS (TYPE III INSTALLED, TYPE II, IV AND V INCLUDED) + SHORTING CAP + PRE-INSTALLED SLIPFITTER				
ARL-150PCS-SWO	24.41 x 13.15 x 5.63	1	13.45	60
ARL-300PCS-SWO	29.92 x 15.94 x 5.63	1	17.3	36

**BUILT FOR DURABILITY.
BUILT FOR RELIABILITY.
BUILT FOR WORK.™**



LED AREA LIGHTS

POWER AND CCT SELECTABLE



120-277V TWIST-LOCK PHOTOCELL



480V TWIST-LOCK PHOTOCELL



FIXED POLE MOUNT



ADJUSTABLE POLE MOUNT



TRUNNION MOUNT



MICROWAVE SENSOR



PIR SENSOR



AREA LIGHT REMOTE CONTROL

ACCESSORIES (SOLD SEPARATELY)

MODEL #	ORDER CODE	UPC	DESCRIPTION
WD-PC/TL/120-277	72711	751338033771	120-277V TWIST-LOCK PHOTOCELL
WD-PC/TL/480	72722	751338033788	480V TWIST-LOCK PHOTOCELL
ARL-480PCS-POLMT-F	74106	032886310287	FIXED POLE MOUNT FOR 150-480W POWER AND CCT SELECTABLE AREA LIGHT
ARL-300PCS-POLMT-A	74108	032886310294	ADJUSTABLE POLE MOUNT FOR 150-300W POWER AND CCT SELECTABLE AREA LIGHT
ARL-480PCS-POLMT-A	74110	032886310300	ADJUSTABLE POLE MOUNT FOR 350-480W POWER AND CCT SELECTABLE AREA LIGHT
ARL-150-480PCS-TMT	74113	032886310317	TRUNNION MOUNT FOR 150-480W POWER AND CCT SELECTABLE AREA LIGHT
ARL-PCS-MMS	74129	032886310348	MICROWAVE MOTION SENSOR FOR AREA LIGHTS 150-480W POWER AND CCT SELECTABLE AREA LIGHT
ARL-PCS-PIR-MS	74131	032886310355	PIR MOTION SENSOR FOR AREA LIGHTS 150-480W POWER AND CCT SELECTABLE AREA LIGHT
ARL-PCS-RM	79708	032886312137	AREA LIGHT REMOTE CONTROL FOR PIR AND MICROWAVE MOTION SENSORS
BH2/BZ-96	70672	751338038745	BULLHORN -2 ARM BRACKET
BH3/BZ-96	70675	751338038752	BULLHORN-3 ARM BRACKET
BH3/120D/BZ-96	70710	751338038769	BULLHORN-3 ARM BRACKET
BH4/90D/BZ-96	70735	751338038783	BULLHORN-4 ARM BRACKET
RAWB/BZ-96	70742	751338038806	RIGHT ANGLE WALL BRACKET
SMTA/BZ-96	70958	751338038905	STRAIGHT SURFACE MOUNT TENON ADAPTER
RND3TA/BZ-96	70788	751338038875	3" ROUND POLE TO TENON ADAPTER
RND4TA/BZ-96	70792	751338038882	4" ROUND POLE TO TENON ADAPTER
RND5TA/BZ-96	70904	751338038899	5" ROUND POLE TO TENON ADAPTER
SQ4TA/BZ-96	70755	751338038813	4" SQUARE POLE TO TENON ADAPTER
SQ5TA/BZ-96	70760	751338038820	5" SQUARE POLE TO TENON ADAPTER
SQ4TA2/BZ-96	70764	751338038837	4" SQUARE POLE TO TENON ADAPTER-DOUBLE TENON
SQ5TA2/BZ-96	70784	751338038851	5" SQUARE POLE TO TENON ADAPTER-DOUBLE TENON



BULLHORNS



SURFACE MOUNT BRACKETS



POLE TO TENON ADAPTERS

**BUILT FOR DURABILITY.
BUILT FOR RELIABILITY.
BUILT FOR WORK.™**



LED AREA LIGHTS

POWER AND CCT SELECTABLE

MOTION SENSOR PRE-PROGRAMMED SETTINGS

MODEL #	BRIGHTNESS	SENSITIVITY	HOLD TIME	DAYLIGHT THRESHOLD	STANDBY DIMMING LEVEL	STANDBY DIMMING PERIOD
ARL-PCS-MMS	100%	100%	5 MIN	OFF	25%	1 MIN
ARL-PCS-PIR-MS	100%	100%	1 MIN	OFF	25%	5 MIN

DLC INFORMATION

MODEL #	DLC I.D.	DLC CLASSIFICATION	DLC PRIMARY USE
ARL-150PCS-T3	S-VDL92Q	PREMIUM	OUTDOOR POLE/ ARM-MOUNTED AREA AND ROADWAY LUMINAIRES
ARL-150PCS-T4	S-GZRH2E	PREMIUM	
ARL-150PCS-T5	S-ZOV6S3	PREMIUM	
ARL-300PCS-T3	S-ACRLZP	PREMIUM	
ARL-300PCS-T4	S-V6G5EZ	PREMIUM	
ARL-300PCS-T5	S-MT4UHL	PREMIUM	
ARL-480PCS-T3	S-6EGDRI	PREMIUM	
ARL-480PCS-T5	S-LWV30K	PREMIUM	

MODEL #	DLC I.D.	DLC CLASSIFICATION	DLC PRIMARY USE
ARL-150PCS-T3-HV	S-VKNWM3	PREMIUM	OUTDOOR POLE/ ARM-MOUNTED AREA AND ROADWAY LUMINAIRES
ARL-150PCS-T5-HV	S-XJAYT9	PREMIUM	
ARL-300PCS-T3-HV	S-LGFSX8	PREMIUM	
ARL-300PCS-T5-HV	S-A936QE	PREMIUM	
ARL-480PCS-T3-HV	S-ZYAPT7	PREMIUM	
ARL-480PCS-T5-HV	S-JN4S6M	PREMIUM	
ARL-150PCS-SWO	S-53WBRA	PREMIUM	
ARL-300PCS-SWO	S-PVWAX2	PREMIUM	

NOTES

Dimming with standard 0-10V control system or wall dimmers. Dimming complies with IEC60929 Annex E. Fixture may not be compatible with all dimmers. Dimming performance may vary based on selected dimmer. Visit www.topaz-usa.com/led-dimmer-compatibility for up-to-date dimmer compatibility information.

FIVE (5) YEAR LIMITED WARRANTY: SOUTHWIRE COMPANY, LLC. For details visit: <https://southwire.com/resources/warranties>

This device complies with Part 15 of the FCC Rules. Operation is subject to the following two conditions: (1) this device may not cause harmful interference, and (2) this device must accept any interference received, including interference that may cause undesired operation. CAN-ICES-003B/NMB-003B

Specifications are subject to change without prior notice. Replacement wattage shown depends on application and fixture.



800-666-2852 | TOPAZ-USA.COM

©2024 Southwire Company, LLC. All rights reserved.
*Registered Trademark & ™ Trademark of Southwire Company, LLC.