



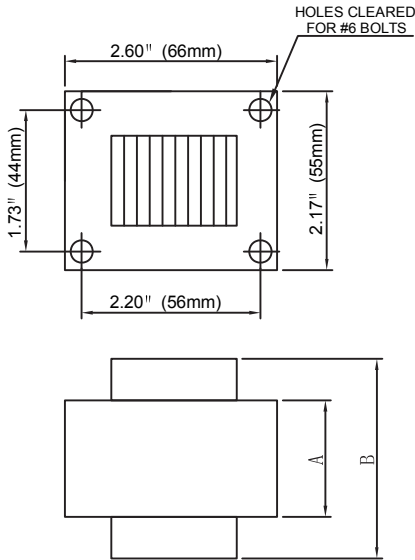
CATALOG NUMBER: BALU100-RV120

100W S54

High Pressure Sodium Lamp Ballast

60 Hz Reactor-HPF

0.75EI CORE.WMF



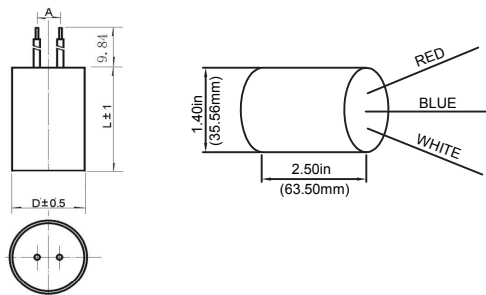
Input Volts	120			
Circuit Type	R-HPF			
REGULATION				
Line Volts	±5%			
Lamp Watts	±10%			
LINE CURRENT(Amps)				
Operating	1.10			
Open Circuit	1.80			
Starting	0.90			
RECOMMENDED FUSE (Amps)				
	4			
TEMPERATURE RATINGS				
Insulation Class	180 (H)			
Coil Temperature Code	F			
Benchtop Coil Rise				
Power Factor (Min)	90%			
Input Watts	116 W			
Efficiency				
NOM. OPEN CIRCUIT VOLTAGE				
	120			
INPUT VOLTAGE AT LAMP DROPOUT				
	79.5			
MIN AMBIENT STARTING TEMP				
	-40°F/40°C			
60 HZ TEST PROCEDURES				
High Potential Test (Volts)				
1 Minute	2,000 V			
1 Second	2,500 V			
Open Circuit Voltage Test (V)				
	110-135			
Short Circuit Current Test (A)				
Secondary Current	Min	2.60		
	Max	2.86		
Input Current	Min			
	Max			
CORE and COIL Specifications				
Dimension A (in)	1.97			
Dimension B (in)	3.15			
Weight (lbs)	2.70			
Lead Lengths (in)	12			
CAPACITOR REQUIREMENT				
Microfarads	38.0 uf			
Volts (Min)	150 V			

Capacitor:

Microfarads: 38.0 uf
 Volts (Min): 150 V
 Case Temp(Max): 100°C
 D: 1.77 in
 L: 3.66 in
 A: 0.63 in

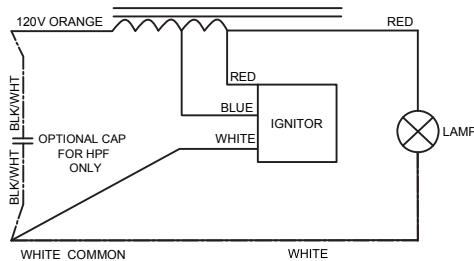
Ignitor:

Case Temp (Max): 105 °C
 BTL Distance (Max): 2 ft



Dry Type Capacitor with Leads

Wiring Diagram:



ORDERING INFORMATION

The ballast comes with a kit including capacitor, ignitor and bracket.

Data is based upon tests performed by Plusrite in a controlled environment and is representative of relative performance. Actual performance can vary depending on operating conditions. Specifications are subject to change without notice.

Coil material: AL