



BAY-E Round High Bay

FEATURES

- Up to 160 lpw ultra-high efficiency delivers superior performance over legacy HID highbays
- Instant-on with no warmup
- Optional Plug-and-Play sensors compatible with all fixtures
- Standard beam angles: 105° and 120°. Optional, field installed beam angles 60° and 90°
- 6' power cord standard for more installation flexibility

CERTIFICATIONS

- UL Listed for wet locations
- IP65 Rated for dust and water ingress protection
- DesignLights Consortium® Premium Qualified - meets the requirements for the highest DLC qualification for efficacy and lumen maintenance

PERFORMANCE

- Rated lifetime: L90: >36,000 hours (see Driver Lifetime/Lumen Maintenance chart on pg. 2)
- 4000K, 5000K CCT
- CRI: >80

THERMAL

-31°F to 122°F (-35°C to 50°C) operating temperature

ELECTRICAL

- Input voltage: 120-277V, 277-480V
- Dimmable power supply (0-10V)
- Power Factor: >0.9
- THD: <20%
- Surge Protection: L-N: 4kV; L/N-GRN: 4kV


CONSTRUCTION

- Slim, lightweight construction (6.2-14.1 lbs) allows for quick and easy installation
- All lens options manufactured using impact-resistant polycarbonate (PC)

WARRANTY

- 5 year limited warranty. Additional warranty options available. Contact EiKO for details

project name	type
catalog number	voltage
approved by	date



Optional field installed sensors can be added in seconds (BAY-E-SEN/M shown)

APPLICATIONS

- Warehouses
- Manufacturing Plants
- Distribution Centers
- Grocery Stores
- Gymnasiums
- Indoor Recreational Facilities
- Cold Storage
- Big Box Retail
- Service Repair Centers

CONFIGURATOR

MODEL	LUMEN PACKAGE	CRI/CCT	VOLTAGE	DIMMING	FINISH	DISTRIBUTION	CONTROLS
BAY-E2 : E-Series Round High Bay	100W - 100W; 15,400 lm 150W - 150W; 23,375 lm 200W - 200W; 32,000 lm 240W - 240W; 38,000 lm	840 - 80 CRI; 4000K 850 - 80 CRI; 5000K	U - 100-277V V - 277-480V	D - 0-10V	BK - Black W - White	[Blank] - 120° Lens L105D - 105° Lens L60D - 60° Lens L90D - 90° Lens	See page 2 for options



PERFORMANCE SUMMARY

ORDER CODE	ITEM #	WATTS	NOMINAL LUMENS	LPW	CRI	CCT	DIMMING	VOLTS	FINISH	REPLACES	DLC PREMIUM
11290	BAYE2/100W/840/UD/BK	100W	15,400	155	>80	4000K	0-10V	120-277V	BLACK	150W-175W	✓
11291	BAYE2/100W/850/UD/BK	100W	15,400	155	>80	5000K	0-10V	120-277V	BLACK	150W-175W	✓
11302	BAYE2/100W/840/VD/BK	100W	15,400	155	>80	4000K	0-10V	277-480V	BLACK	150W-175W	✓
11301	BAYE2/100W/850/VD/BK	100W	15,400	155	>80	5000K	0-10V	277-480V	BLACK	150W-175W	✓
11292	BAYE2/150W/840/UD/BK	150W	23,375	157	>80	4000K	0-10V	120-277V	BLACK	250W-320W	✓
11293	BAYE2/150W/850/UD/BK	150W	23,375	157	>80	5000K	0-10V	120-277V	BLACK	250W-320W	✓
11294	BAYE2/150W/850/UD/W	150W	23,375	157	>80	5000K	0-10V	120-277V	WHITE	250W-320W	✓
11300	BAYE2/150W/840/VD/BK	150W	23,375	157	>80	4000K	0-10V	277-480V	BLACK	250W-320W	✓
11303	BAYE2/150W/850/VD/BK	150W	23,375	157	>80	5000K	0-10V	277-480V	BLACK	250W-320W	✓
11295	BAYE2/200W/840/UD/BK	200W	32,000	161	>80	4000K	0-10V	120-277V	BLACK	400W	✓
11296	BAYE2/200W/850/UD/BK	200W	32,000	161	>80	5000K	0-10V	120-277V	BLACK	400W	✓
11297	BAYE2/200W/850/UD/W	200W	32,000	161	>80	5000K	0-10V	120-277V	WHITE	400W	✓
11304	BAYE2/200W/840/VD/BK	200W	32,000	161	>80	4000K	0-10V	277-480V	BLACK	400W	✓
11305	BAYE2/200W/850/VD/BK	200W	32,000	161	>80	5000K	0-10V	277-480V	BLACK	400W	✓
11298	BAYE2/240W/840/UD/BK	240W	38,000	158	>80	4000K	0-10V	120-277V	BLACK	400W	✓
11299	BAYE2/240W/850/UD/BK	240W	38,000	158	>80	5000K	0-10V	120-277V	BLACK	400W	✓
11306	BAYE2/240W/840/VD/BK	240W	38,000	158	>80	4000K	0-10V	277-480V	BLACK	400W	✓
11307	BAYE2/240W/850/VD/BK	240W	38,000	158	>80	5000K	0-10V	277-480V	BLACK	400W	✓

EMERGENCY BATTERY KIT OPTIONS

EXAMPLE: BAYE2/100W/850/UD/BK-EM40W

EM40W - 40W Emergency Battery*

*Field install only; not suitable for use with BAY-E sensors; consult Eiko for details

ACCESSORIES

ORDER CODE	ITEM #	DESCRIPTION
10730	BAY-E-LENS-60D/100W	Lens 60° 100W
10731	BAY-E-LENS-90D/100W	Lens, 90° 100W
10732	BAY-E-LENS-60D/150W	Lens, 60° 150W
10733	BAY-E-LENS-90D/150W	Lens, 90° 150W
10734	BAY-E-LENS-60D/2X0W	Lens, 60° 200W and 240W
10735	BAY-E-LENS-90D/2X0W	Lens, 90° 200W and 240W
10740	BAY-E-SMK	Surface Mount Kit
10741	BAY-E-PA-3/4NPS-BK	Pipe Adapter for 3/4 NPS

DRIVER LIFETIME/LUMEN MAINTENANCE

MODEL	AMBIENT	DRIVER	LED		
		LIFE (HRS)	L70 (HRS)	L80 (HRS)	L90 (HRS)
100W	50°	37000	>54000	>54000	40000
	45°	52000	>54000	>54000	42000
	40°	74000	>54000	>54000	43000
	25°	120000	>54000	>54000	47000
150W	50°	35000	>54000	>54000	40000
	45°	51000	>54000	>54000	41000
	40°	71000	>54000	>54000	42000
200W	25°	120000	>54000	>54000	46000
	50°	31000	>54000	>54000	39000
	45°	44000	>54000	>54000	40000
240W	40°	62000	>54000	>54000	42000
	25°	120000	>54000	>54000	46000
	50°	26000	>54000	>54000	39000
240W	45°	37000	>54000	>54000	40000
	40°	53000	>54000	>54000	41000
	25°	120000	>54000	>54000	45000

CONTROLS

ORDER CODE	ITEM #	DESCRIPTION
STANDALONE SENSORS		
10736	BAY-E-SEN/M*	Stand-alone BayE2 Microwave Motion Sensor, 12V, Twist lock, 0-10V, Ambient Threshold, 40ft, Parameters set by RC-100/SEN5A-ACT
10738	BAY-E-SEN/PIR*	Stand-alone BayE2 PIR Motion Sensor, 12V, Twist lock, 0-10V, Ambient Threshold, 40ft, Parameters set by RC-100/SEN5A-ACT
13342	SEN5A-SZPR-WH**	Stand-alone PIR Motion Sensor, 12-24V, Z10, 0-10V, Daylight Harvesting, 40ft, White, Parameters set by SEN5A-ACT. Note: Twist lock Z10 adapter required: BAYE/Z10.
11931	SEN5A/M/Z10**	Stand-alone Microwave Motion Sensor, 12-24V, Z10, 0-10V, Ambient Threshold, 40ft, Parameters set by RC-100/SEN5A-ACT. Note: Twist lock Z10 adapter required: BAYE/Z10.
13341	SEN5A-SZMR-WH**	Stand-alone Microwave Motion Sensor, 12-24V, Z10, 0-10V, Daylight Harvesting, 40ft, White, Parameters set by SEN5A-ACT. Note: Twist lock Z10 adapter required: BAYE/Z10.
13344	SEN5A-ACT	Commissioning Tool for SEN5A, BAY-E-SEN/PIR, BAY-E-SEN/M, and MS2-DPX-3 (Backward compatible with SEN5A/CT and RC-100)
14194	RC-100	Commissioning Tool for SEN5A, BAY-E-SEN/PIR, BAY-E-SEN/M, and MS2-DPX-3 and factory installed code M8 (VP2 and VPHB1) sensors
Adapter		
12471	BAYE/Z10	BAY-E Series Z10 Adaptor for SEN5A/M/Z10, SEN5A-SZPR-WH, SEN5A-SZMR-WH, and SEN5A-WZPA

*Must order Commissioning Tool to configure sensor

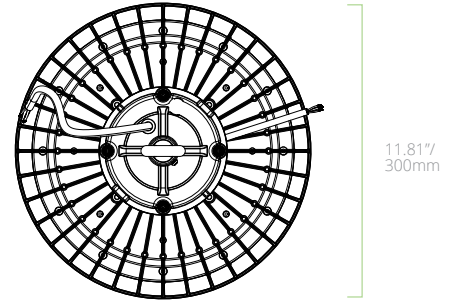
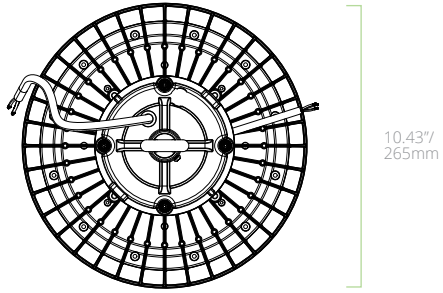
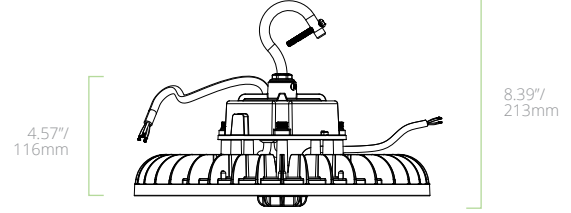
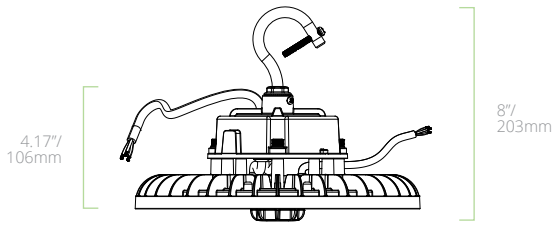
**Twist lock Z10 adapter required

CONTROLS

ORDER CODE	ITEM #	DESCRIPTION
NETWORKED LIGHTING CONTROLS (NLC)		
SENSOR AND CONTROLLER		
13246	SENA-WZPA-WH*	BLE PIR Motion sensor, 12-24V,IP65, Z10, 0-10V, Daylight Harvesting, 40ft, Parameters set by Silvair App. Note: Twist lock Z10 adaptor required: BAYE/Z10.
12643	PSC-ZKV-WCM-100-BLE-SR*	BLE TruBle wireless fixture Controller, 12-24V, Z10, 0-10V, Parameters set by Silvair App. Note: Twist lock Z10 adapter required: BAYE/Z10
WALL OR WIRELESS CONTROLLERS		
12654	ESRPB-W-EO	BLE EasyFit by EnOcean wireless self-powered kinetic Single rocker pad, white, wall plate included.
12655	EDRPB-W-EO	BLE EasyFit by EnOcean wireless self-powered kinetic Double rocker pad, white, wall plate included.
12635	PSC-DM-WS-100-BLE-SR	BLE TruBlu 120-277V, Single Gang Single Button Wall Controller, White, Parameters set by Silvair App.
12636	PSC-DM-I-WS-100-BLE-SR	BLE TruBlu PIR Occupancy/ Vacancy Sensor, 120-277V, Single Gang Wall Controller, White, Parameters set by Silvair App.
12637	PSC-DM-WS-400-BLE-SR	BLE TruBlu 120-277V, Single Gang 4-Button Wall Controller, White, Parameters set by Silvair App.

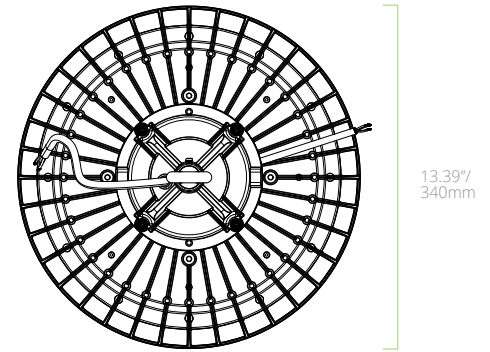
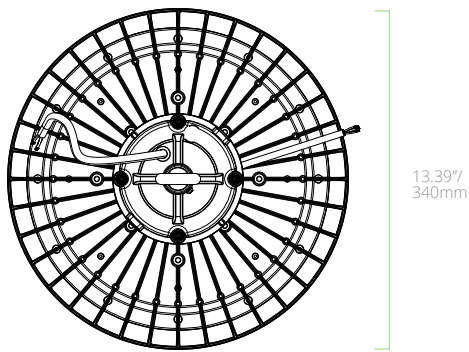
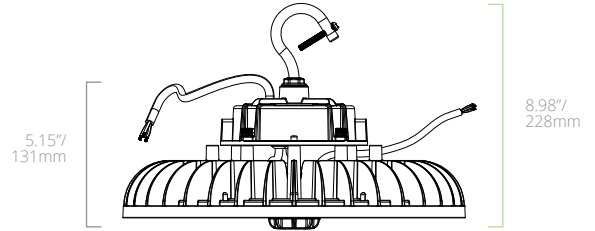
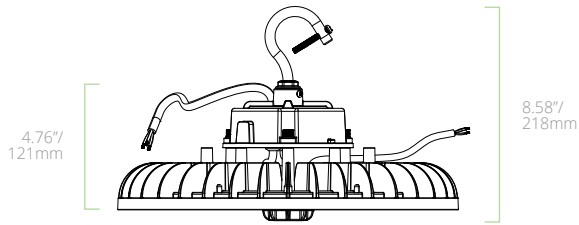
*Twist lock Z10 adapter required (found on previous page)

PRODUCT DIMENSIONS



**BAYE2/100W
(WITH 6' POWER CORD)**

**BAYE2/150W
(WITH 6' POWER CORD)**



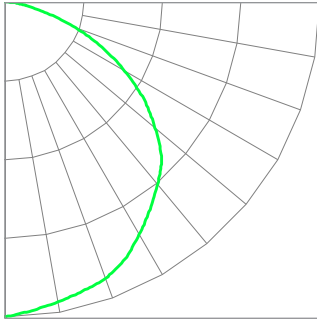
**BAYE2/200W
(WITH 6' POWER CORD)**

**BAYE2/240W
(WITH 6' POWER CORD)**

PHOTOMETRICS

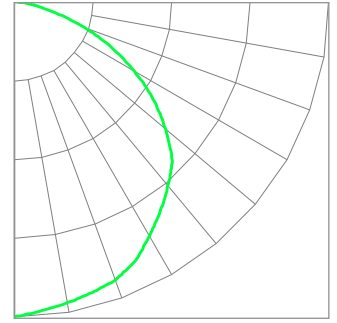
BAYE2/100W/8XX

ZONAL LUMEN SUMMARY		
Zone	Lumens	%Fixture
0-30	4531.56	27.80%
0-40	7478.91	45.90%
0-60	13366.74	82.00%
0-80	16139.21	99.00%
0-90	16301.33	100%
60-80	2772.48	17.00%
70-80	865.30	5.30%
80-90	162.12	1.00%
0-180	16301.33	100%



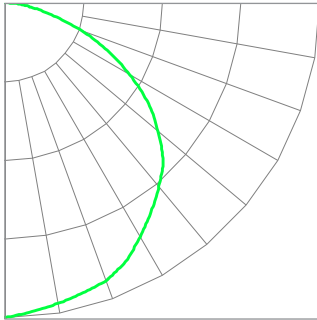
BAYE2/150W/8XX

ZONAL LUMEN SUMMARY		
Zone	Lumens	%Fixture
0-30	6747.38	27.70%
0-40	11143.58	45.80%
0-60	19909.47	81.80%
0-80	24079.41	99.00%
0-90	24325.48	100%
60-80	4169.94	17.10%
70-80	1303.3	5.40%
80-90	246.08	1.00%
0-180	24325.48	100%



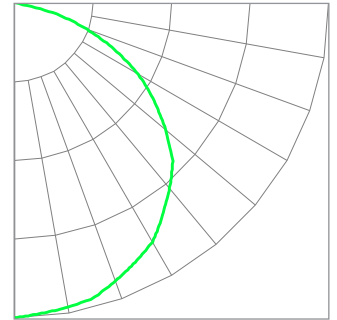
BAYE2/200W/8XX

ZONAL LUMEN SUMMARY		
Zone	Lumens	%Fixture
0-30	8932.42	27.50%
0-40	14744.53	45.30%
0-60	26403.25	81.20%
0-80	32140.71	98.80%
0-90	32529.04	100%
60-80	5737.46	17.60%
70-80	1848.42	5.70%
80-90	388.33	1.20%
0-180	32529.04	100%



BAYE2/240W/8XX

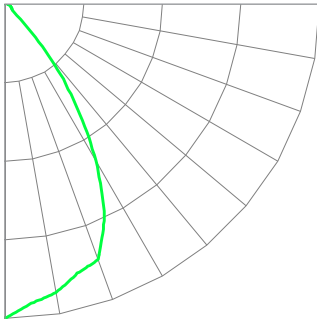
ZONAL LUMEN SUMMARY		
Zone	Lumens	%Fixture
0-30	10822.75	28.00%
0-40	17904.59	46.20%
0-60	31989.79	82.60%
0-80	38618.98	99.80%
0-90	38714.32	100%
60-80	6629.18	17.10%
70-80	1967.26	5.10%
80-90	95.34	0.20%
0-180	38714.32	100%



BAYE2/100W/8XX

with optional field installed 60° lens

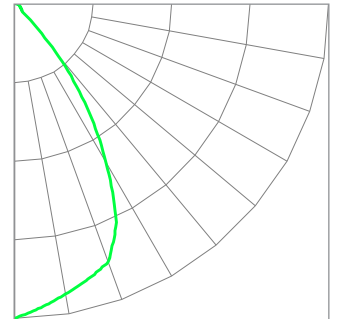
ZONAL LUMEN SUMMARY		
Zone	Lumens	%Fixture
0-30	10727.31	66.40%
0-40	14311.6	88.60%
0-60	15638.91	96.80%
0-80	16087.4	99.60%
0-90	16155.08	100%
60-80	448.48	2.80%
70-80	182.39	1.10%
80-90	67.69	0.40%
0-180	16155.08	100%



BAYE2/150W/8XX

with optional field installed 60° lens

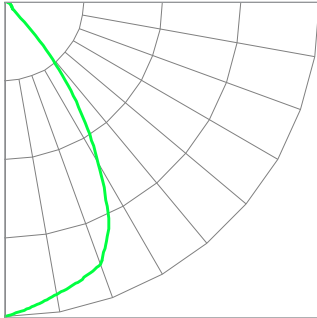
ZONAL LUMEN SUMMARY		
Zone	Lumens	%Fixture
0-30	15901.38	66.70%
0-40	21026.23	88.20%
0-60	22945.57	96.30%
0-80	23703.9	99.50%
0-90	23825.93	100%
60-80	758.33	3.20%
70-80	316.27	1.30%
80-90	122.02	0.50%
0-180	23825.93	100%



BAYE2/200W/8XX

with optional field installed 60° lens

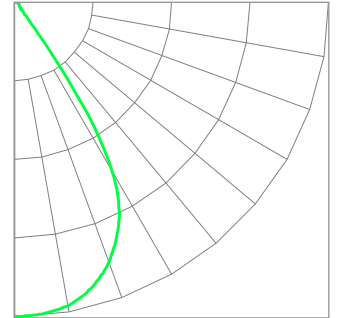
ZONAL LUMEN SUMMARY		
Zone	Lumens	%Fixture
0-30	21683.74	66.90%
0-40	28731.14	88.70%
0-60	31269.75	96.50%
0-80	32245.61	99.50%
0-90	32399.54	100%
60-80	975.86	3.00%
70-80	407.16	1.30%
80-90	153.94	0.50%
0-180	32399.54	100%



BAYE2/240W/8XX

with optional field installed 60° lens

ZONAL LUMEN SUMMARY		
Zone	Lumens	%Fixture
0-30	26411.79	67.20%
0-40	35224.59	89.60%
0-60	38129.97	97.00%
0-80	39104.57	99.50%
0-90	39291.53	100%
60-80	974.60	2.50%
70-80	411.47	1.00%
80-90	186.96	0.50%
0-180	39291.53	100%

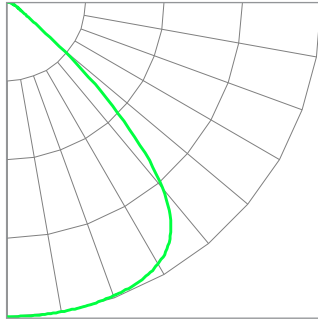


PHOTOMETRICS

BAYE2/100W/8XX

with optional field installed 90° lens

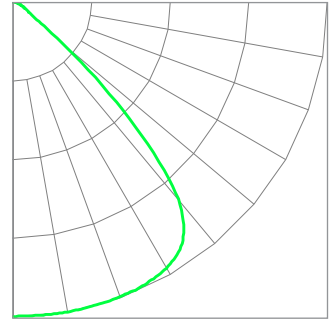
ZONAL LUMEN SUMMARY		
Zone	Lumens	%Fixture
0-30	6902.1	42.40%
0-40	11243.5	69.10%
0-60	15679.69	96.30%
0-80	16228.25	99.70%
0-90	16281.65	100%
60-80	548.55	3.40%
70-80	181.49	1.10%
80-90	53.40	0.30%
0-180	16281.65	100%



BAYE2/150W/8XX

with optional field installed 90° lens

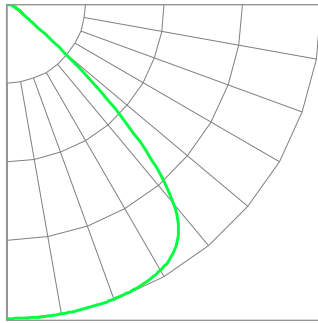
ZONAL LUMEN SUMMARY		
Zone	Lumens	%Fixture
0-30	10702.32	43.80%
0-40	17343.34	71.00%
0-60	23581.35	96.50%
0-80	24359.98	99.70%
0-90	24439.16	100%
60-80	778.62	3.20%
70-80	268.10	1.10%
80-90	79.19	0.30%
0-180	24439.16	100%



BAYE2/200W/8XX

with optional field installed 90° lens

ZONAL LUMEN SUMMARY		
Zone	Lumens	%Fixture
0-30	14129.13	43.30%
0-40	22901.51	70.10%
0-60	31415.51	96.20%
0-80	32538.09	99.70%
0-90	32649.97	100%
60-80	1122.58	3.40%
70-80	383.60	1.20%
80-90	111.89	0.30%
0-180	32649.97	100%



BAYE2/240W/8XX

with optional field installed 90° lens

ZONAL LUMEN SUMMARY		
Zone	Lumens	%Fixture
0-30	17494.03	45.00%
0-40	27990.58	72.00%
0-60	37464.72	96.40%
0-80	38737.88	99.70%
0-90	38861.83	100%
60-80	1273.16	3.30%
70-80	428.28	1.10%
80-90	123.94	0.30%
0-180	38861.83	100%

