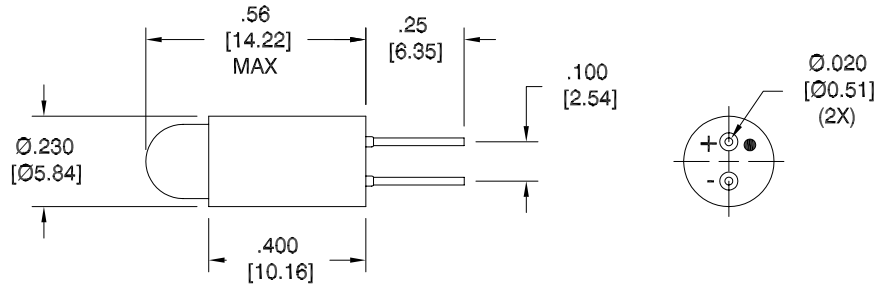
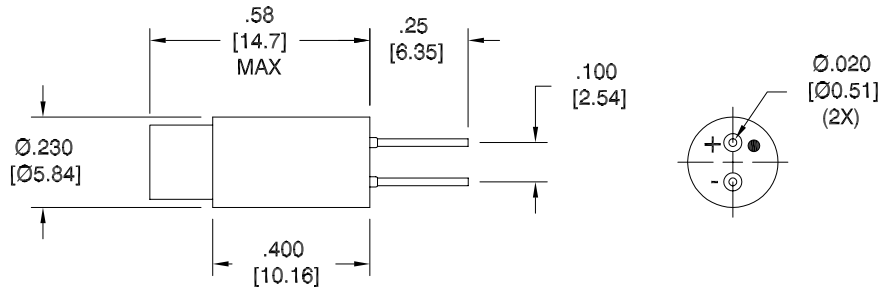
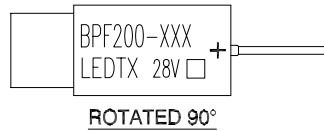


LTR	REVISION	DATE	APPD
B	070912-PL01: UPDATED TEST DATA	07-09-12	GP



BPF200-SIW-028V

NOTES:

1. ALL DIMENSIONS ARE IN INCHES [MILLIMETERS].
2. SLEEVE MATERIAL: RYNITE
3. TERMINAL MATERIAL: NICKEL TYPE 200, 1/2 HARD TEMPERED
FINISH: BRIGHT TIN-LEAD (60-40) PLATE PER MIL-P-81728, TYPE I (.0003" TO .0005" THICK)

BPF200-0AG-028V	AQUA GREEN	28Vdc	0.42 W	0.015	1.35cd	519	-	80°
BPF200-0CW-028V	COOL WHITE	28Vdc	0.42 W	0.015	0.160cd	-	8000K	90°
BPF200-0UO-028V	SUPER ORANGE	28Vdc	0.42 W	0.015	0.098cd	610	-	90°
BPF200-0UR-028V	ULTRA RED	28Vdc	0.42 W	0.015	0.085cd	650	-	85°
BPF200-0UY-028V	SUPER YELLOW	28Vdc	0.42 W	0.015	0.075cd	595	-	120°
BPF200-SIW-028V	WARM WHITE	28Vdc	0.42 W	0.015	1.400cd	-	3000K	105°
LEDTRONICS PART NO.	COLOR EMITTED	INPUT VOLTAGE, V	POWER (W)	CURRENT (A)	MAXIMUM CANDELA	λP nm	COLOR TEMP. (Kelvin)	VIEWING ANGLE (FULL BEAM WIDTH @ 50% INTENSITY)

LED[®]
LEDTRONICS,™ INC.
23105 KASHIWA COURT
TORRANCE, CA 90505

-PROPRIETARY-
This document contains Proprietary information of LEDTRONICS,™ INC. It may not be copied, used or disclosed for any purpose without the prior express written consent of LEDTRONICS,™ INC.

.XXX ± .010 TOLERANCE PER ANSI-Y14.5
.XX ± .025 (UNLESS OTHERWISE STATED)
ANGLES ± 0°,30'
FRACT. ± 1/32

TITLE BPF200-XXX-028V (24/28V)					
DWG NO	SCALE	SHEET	DATE		
BPF200-28V-DC	2:1	1 OF 1	08-27-09		
CODE IDENT NO. 8Z410	DWG BY GP 08-27-09	CHK BY PL 07-09-12	QA	MFG	R&D