



CD Commercial Downlight

FEATURES

- Provides comfortable diffused light
- 0-10V dimming
- 85° beam angle
- PowerSet feature allows for multiple “set and forget” lumen stops
- FieldCCeT feature allows for multiple “set and forget” CCT options
- Suitable for new construction or remodel applications
- Flexible steel conduit with 1/2" KO (3/8" Trade Size) snap in connector
- Easy Installation due to spring-loaded heavy duty brackets that keep the downlight in place
- Multiple sizes to fit various applications (4", 6", 8" and 10" models)
- Deep recessed light source for lower glare

CERTIFICATIONS

- ETL Listed for Wet Locations
- Type IC for insulation contact

PERFORMANCE

- Rated lifetime: L70: >50,000 hours
- PowerSet: 4": 12/8/6W; 6": 33/26/20; 8": 16/12/8W; 10": 22/16/12W; 33/26/22W
- FieldCCeT: 30/35/4000K CCT; 30/40/5000K CCT
- CRI: >80

ELECTRICAL

- Rated lifetime L70 >50,000 hours
- CRI: >80

THERMAL

- -4°F to 104°F (-20°C to 40°C); Insulation Contact -4°F to 77°F (-20°C to 25°C)

CONSTRUCTION

- Deep recessed light source for lower glare
- Powder coated aluminum reflector and trim

WARRANTY

- 5-Year limited warranty available [online](#). Contact your EiKO sales rep for additional details.

project name	type
catalog number	voltage
approved by	date



Multiple “set and forget” lumen and CCT stops in each fixture



APPLICATIONS

- Reception/Lobby
- Retail/Storefront
- Dr. Offices/Waiting/Patient Rooms
- Admin/Class/Conference/Meeting Rooms/Library
- Multi-Residential (Dorms/ Apartments)
- Gyms & Athletic Facilities
- Warehouses
- Shipping/Receiving

CONFIGURATOR

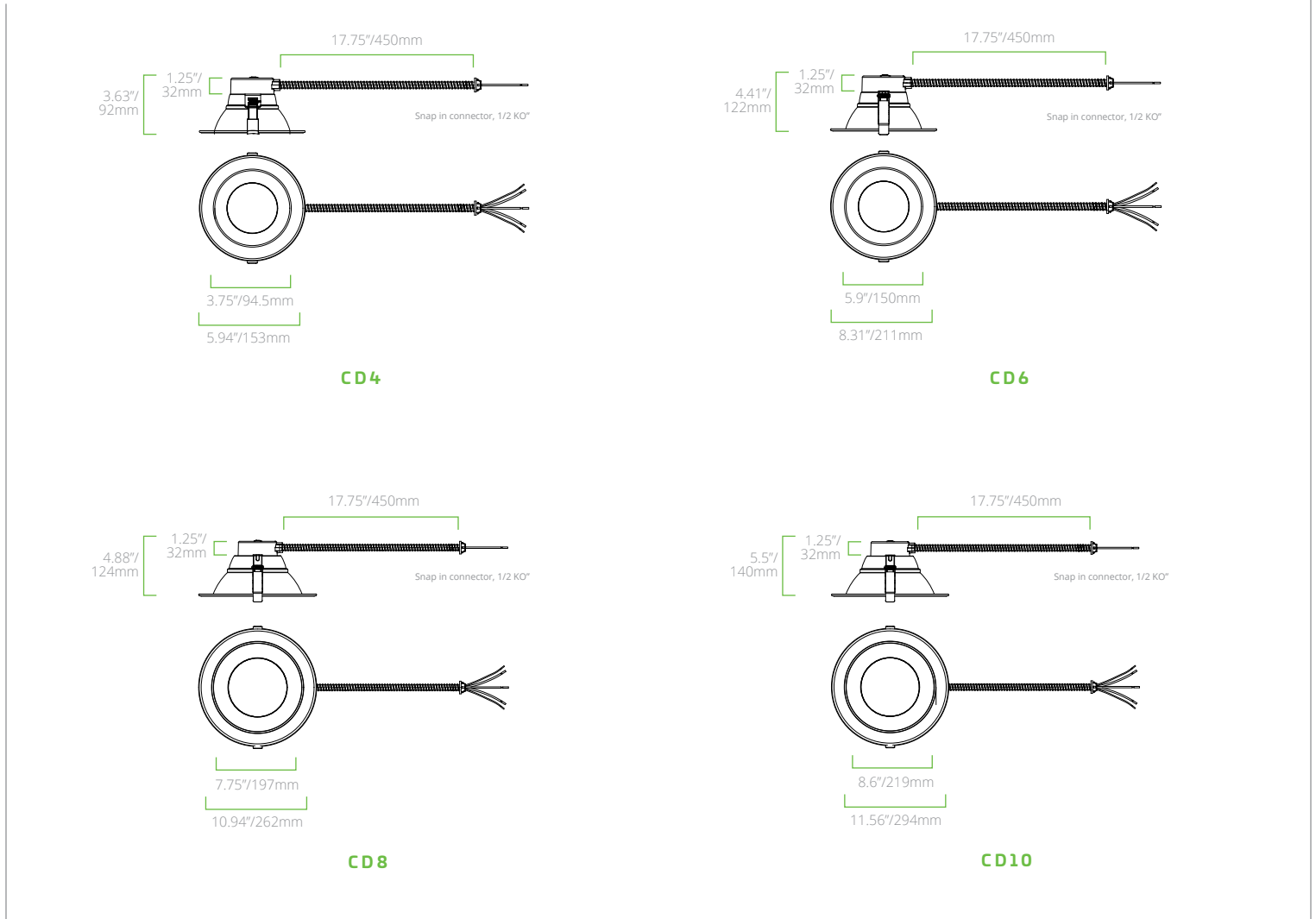
MODEL	SIZE	POWERSET	FIELDCCET	VOLTAGE	DIMMING
CD : Commercial Downlight	4 - 4"	PS12 - 12/8/6W	FCCT - 30/35/4000K	U - 120-277V	D - 0-10V dimming
	6 - 6"	PS16 - 16/12/8W			
		PS33 - 33/26/20W	FCCT - 30/40/5000K		
	8 - 8"	PS22 - 22/16/12W	FCCT - 30/35/4000K		
10 - 10"	PS33 - 33/26/22W				

*Fixture ships at 3000K

PERFORMANCE SUMMARY

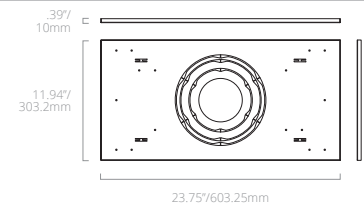
ORDER CODE	ITEM #	LENGTH	WATTS	NOMINAL LUMENS	LPW	CRI	CCT	DIMMING	VOLTS	ENERGY STAR
11024	CD4/PS12/FCCT/UD	4"	12/8/6W	540-1,140	95	80	30/35/4000K	0-10V	120-277	★
11025	CD6/PS16/FCCT/UD	6"	16/12/8W	760-1,525	95	80	30/35/4000K	0-10V	120-277	★
12596	CD6/PS33/FCCT/UD	6"	33/26/20W	2,400-4,000	121	80	30/40/5000K	0-10V	120-277	
11026	CD8/PS22/FCCT/UD	8"	22/16/12W	1,280-2,125	97	80	30/35/4000K	0-10V	120-277	★
11027	CD10/PS33/FCCT/UD	10"	33/26/22W	2,125-3,140	95	80	30/35/4000K	0-10V	120-277	★

PRODUCT DIMENSIONS

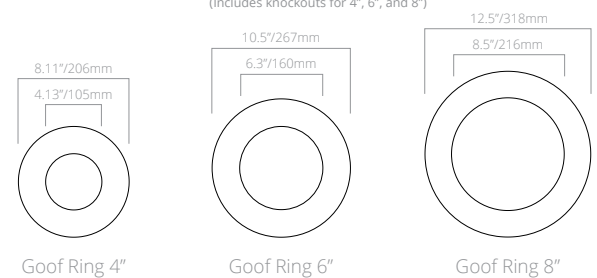


ACCESSORIES

ORDER CODE	ITEM #	DESCRIPTION
11604	CD4/GR	Goof Ring 4"
11605	CD6/GR	Goof Ring 6"
11606	CD8/GR	Goof Ring 8"
11607	CD/NCPTG	Commercial Downlight ACC New Construction Plate T-Grid
11608	CD/NCPSJ	New Construction Plate Stud Joist
11674	EEBE08WHA170S	EiKO Emergency Battery External 8W 120-347V 170VDC
11675	EEBE18WHA170S	EiKO Emergency Battery External 18W 120-347V 170VDC



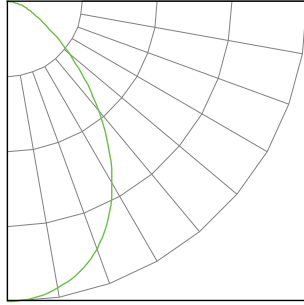
New Construction Plate T-Grid
(Includes knockouts for 4", 6", and 8")



PHOTOMETRICS

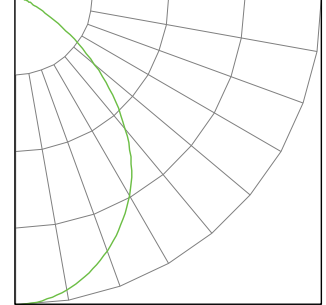
CD4 / PS12 / FCCT / UD (Typical performance @12W, 4000K)

ZONAL LUMEN SUMMARY		
Zone	Lumens	%Fixture
0-30	411.56	42.4%
0-40	620.41	63.9%
0-60	879.40	90.5%
0-80	965.57	99.4%
0-90	971.54	100%
60-80	86.17	8.9%
70-80	29.89	3.1%
80-90	5.97	0.6%
0-180	971.54	100%



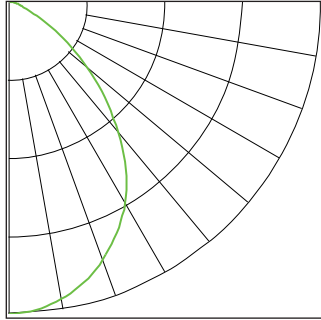
CD6 / PS16 / FCCT / UD (Typical performance @16W, 4000K)

ZONAL LUMEN SUMMARY		
Zone	Lumens	%Fixture
0-30	543.60	39.8%
0-40	848.38	62.1%
0-60	1255.73	91.9%
0-80	1356.66	99.3%
0-90	1365.67	100%
60-80	100.93	7.4%
70-80	33.02	2.4%
80-90	9.01	0.7%
0-180	1365.67	100%



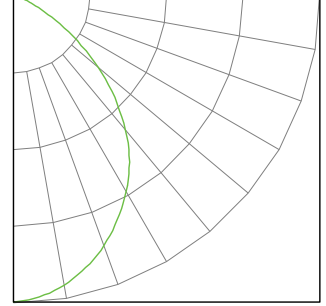
CD6 / PS33 / FCCT / UD (Typical performance @33W, 4000K)

ZONAL LUMEN SUMMARY		
Zone	Lumens	%Fixture
0-30	1565.18	40.8%
0-40	2435.89	63.5%
0-60	3579.68	93.3%
0-80	3818.35	99.6%
0-90	3835.18	100.0%
60-80	238.67	6.2%
70-80	72.15	1.9%
80-90	16.83	0.4%
0-180	3835.18	100.0%



CD8 / PS22 / FCCT / UD (Typical performance @22W, 4000K)

ZONAL LUMEN SUMMARY		
Zone	Lumens	%Fixture
0-30	861.75	37.7%
0-40	1362.22	59.5%
0-60	2100.86	91.8%
0-80	2274.6	99.4%
0-90	2287.7	100%
60-80	173.73	7.6%
70-80	46.74	2.0%
80-90	13.10	0.6%
0-180	2287.7	100%



CD10 / PS33 / FCCT / UD (Typical performance @33W, 4000K)

ZONAL LUMEN SUMMARY		
Zone	Lumens	%Fixture
0-30	1176.66	38.1%
0-40	1852.87	60.0%
0-60	2830.71	91.7%
0-80	3069.2	99.4%
0-90	3087.65	100%
60-80	238.49	7.7%
70-80	67.22	2.2%
80-90	18.45	0.6%
0-180	3087.65	100%

