

CDM-SA/T

CDM-SA/T 150W/942 1CT



With a high luminous efficacy producing more lumens per watt than standard Architainment lamps, the CDM-SA/T is the greener alternative to light up the night. In addition, the optimal lamp filling and short arc of the lamp create a high beam intensity and excellent color rendering.

Product data

• General Characteristics

| | |
|----------------------|-----------------------|
| Cap-Base | G12 |
| Operating Position | any |
| Main Application | Dynamic Architectural |
| Life to 50% failures | 9000 hr |

• Light Technical Characteristics

| | |
|-----------------------------|-----------------------------|
| Color Code | 942 |
| Color Rendering Index | 95 Ra8 |
| Color Designation (text) | Cool White |
| Color Temperature | 4200 K |
| Color Temperature Technical | 3900 K |
| Chromaticity Coordinate X | 380 - |
| Chromaticity Coordinate Y | 360 - |
| Luminous Flux Lamp EM | 12600 (min), 14000 (nom) Lm |
| Luminous Efficacy Lamp EM | 91 Lm/W |

• Electrical Characteristics

| | |
|-------------------------|-------------|
| Watts | 150 W |
| Lamp Wattage Technical | 153 W |
| Lamp Current | 1.8 A |
| Ignition Supply Voltage | 198 (min) V |

Dimmable No

• Environmental Characteristics

| | |
|----------------------|---------------|
| Mercury (Hg) Content | 11.9 (max) mg |
|----------------------|---------------|

• Luminaire Design Requirements

| | |
|-------------------|-------------|
| Pinch Temperature | 350 (max) C |
| Bulb Temperature | 650 (max) C |

• Product Dimensions

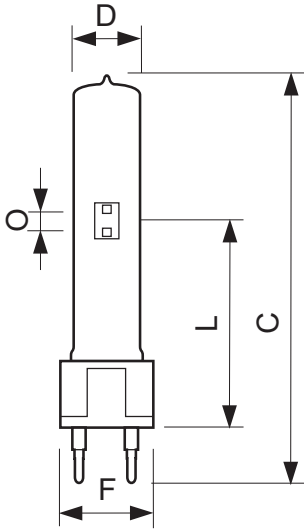
| | |
|-----------------------|---------------------------------|
| Overall Length C | 110 (max) mm |
| Diameter D | 20 (max) mm |
| Width F | 29 (min), 30 (nom), 31 (max) mm |
| Light Center Length L | 55 (min), 56 (nom), 57 (max) mm |
| Arc Length O | 6 mm |

• Product Data

| | |
|--------------------|--------------------------|
| Product number | 360396 |
| Full product name | CDM-SA/T 150W/942 1CT |
| Short product name | CDM-SA/T 150W/942 1CT/12 |
| Pieces per Sku | 1 |
| eop_pck_cfg | 12 |
| Skus/Case | 12 |
| Bar code on pack | 8711500200945 |
| Bar code on case | 8711500200952 |
| Logistics code(s) | 928086605103 |
| eop_net_weight_pp | 0.030 kg |


PHILIPS

Dimensional drawing



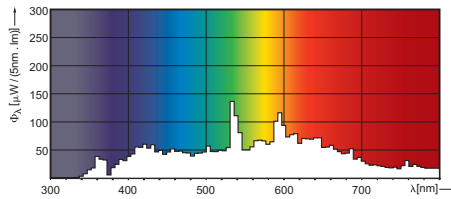
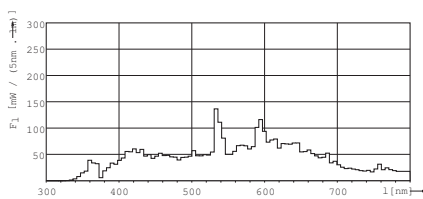
CDM-SA/T 150W/942 1CT

| Product | C (Max) | D (Max) | F (Min) | F (Norm) | F (Max) | L (Min) | L (Norm) | L (Max) | O (Norm) |
|-------------------|---------|---------|---------|----------|---------|---------|----------|---------|----------|
| CDM-SA/T 150W/942 | 110 | 20 | 29 | 30 | 31 | 55 | 56 | 57 | 6 |



G12

Photometric data



© 2014 Koninklijke Philips N.V. (Royal Philips)
All rights reserved.

Specifications are subject to change without notice. Trademarks are the property of Koninklijke Philips N.V. (Royal Philips) or their respective owners.

www.philips.com/lighting

2014, November 11
data subject to change