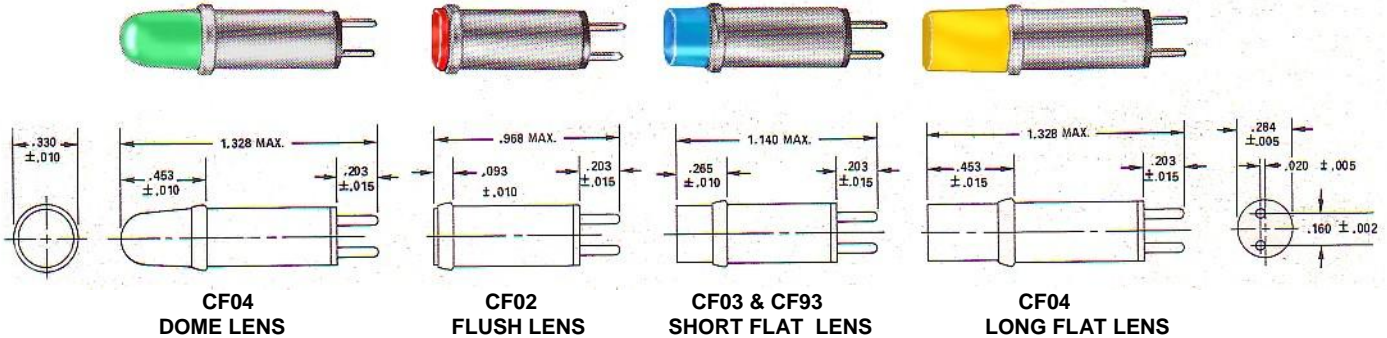


ELDEMA CF SERIES INCANDESCENT C-LITES

Eldema CF Series incandescent C-lites have an unbased lamp packaged inside the cartridge, with connections made to the two pins. The lamps used are the standard T-1-3/4 bulb size or smaller with ratings from 1.35 To 28 volts available. Lens colors in both clear and translucent shades are all standard. The short flat lens style cartridge- CF03, meets MS18235 requirements.

MATE WITH DH LAMP HOLDERS



ORDERING INFORMATION

To order Eldema incandescent C – Lites refer to the table at the right and specify Style, Lens Color, Cartridge Finish and Lamp Number.

EXAMPLE PART NUMBER
CF03 – RTS – 2187

CHOICE OF LENS SHAPE & COLOR

The CF03, short flat lens is the style used in most applications. The long flat lens, CF04 and the dome lens, CF01 are used where wide side visibility is important.

The lens colors for CF incandescent C-Lites are usually the translucent shades except for the lower brilliance lamps which should be used with the clear colors. The translucent lens colors give an even, diffused light over the lens surface.

The transparent lens color (WC- water clear) should be used with the lampholders and screw-on D Series lens caps.

LAMP SPECIFICATIONS





The lamp specification shown are the lamps manufacturer's rating and are based on average performance under laboratory conditions. The milli ampere MA ratings are nominal values with 10% tolerance at rated voltage operation.



CF 93 lens style

A fluted lens cap for improved light dispersion on low power Lamps and elimination of "hot spots" on high power lamps is available.

Dimensionally same as **CF03** above

SERIES CF STYLE	LENS COLOR	FINISH	LAMP									
			NUMBR	VOLTS	MA	LIFE (HRS)						
 CF 01 DOME	Translucent AT – Amber BT – Blue GT – Green RT – Red WT – White YT – Yellow CLEAR AC – Amber BC – Blue CC – Cloudy GC – Green RC – Red WC – Water clear YC – Yellow	Standard S - clear Anodize OPTIONAL B – Black Anodize	1728*	1.35	60	5,000						
			1738*	2.7	60	6,000						
			2158*	3.0	15	10,000						
			680	5.0	60	60,000						
			1730	6.0	40	1,000						
			2114	6.0	60	3,000						
			1784	6.0	200	1,000						
			2180	6.0	40	20,000						
			2112	6.3	200	5,000						
			2181	6.3	200	20,000						
 CF 02 FLUSH			1869*	10.0	14	100,000						
			2107*	10.0	40	10,000						
			 CF 03 & CF 93 SHORT FLAT			2174	12.0	40	10,000			
						1705	14.0	80	1,500			
						2182	14.0	80	15,000			
						4814*	14.0	17	50,000			
						 CF 04 LONG FLAT			4818*	18.0	20	20,000
									2102	18.0	40	10,000
									1762	28.0	40	4,000
									2185	28.0	40	20,000
2187	28.0	40							7,000			

* These Lamps should be used with the clear lens colors only because of their relatively lower light output

STANDARD		FLUTED
CF 03	Becomes	CF 93
CG03	Becomes	CG 93
CR 03	Becomes	CR 93