



Metal Halide & High Pressure Sodium Short 100W LED Replacement Lamp

ETL Certified for Compliance
to UL1598C and UL1993

- High Power Factor • Self Ballasted •
- Suitable for Open & Enclosed Fixtures •
- Bright • High CRI • High Lumen Output •
- Built-in Surge Suppressors & Protection •
- 5-Years / 50,000 Hours Warranty (*) •



Short 100W – Replaces 400W MH ED18 in Horizontal & Vertical Fixtures Street Lights, Shoebox & Wall Packs!



Available in:

CCT 5,500K ±10% (CW) for MH Replacement
CCT 3,000K ±10% (WW) for HPS Replacement

US Patent D762,884S
D782.081S, D782082S

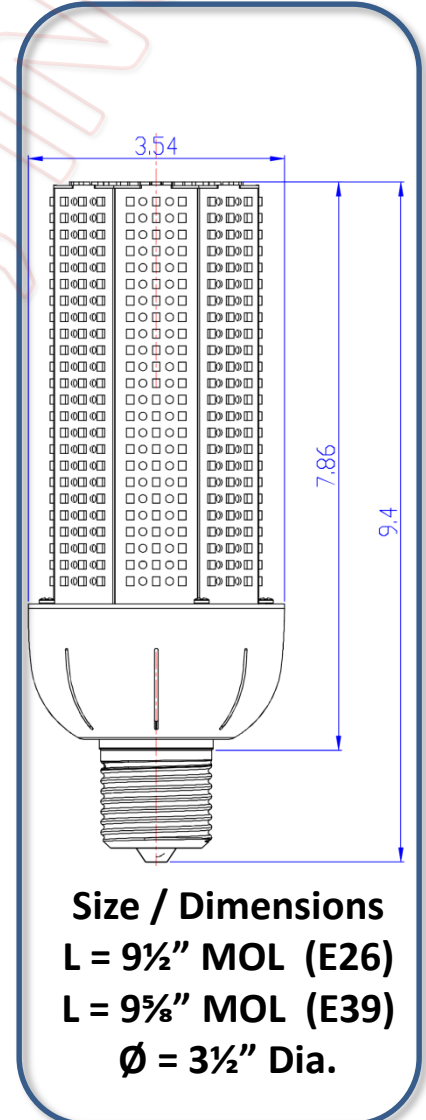
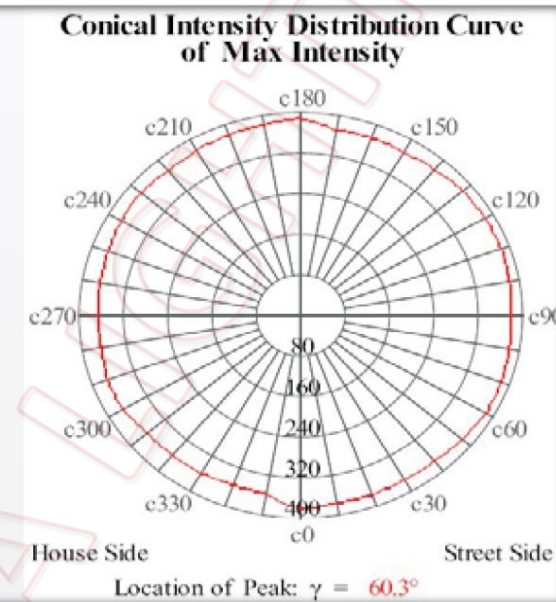
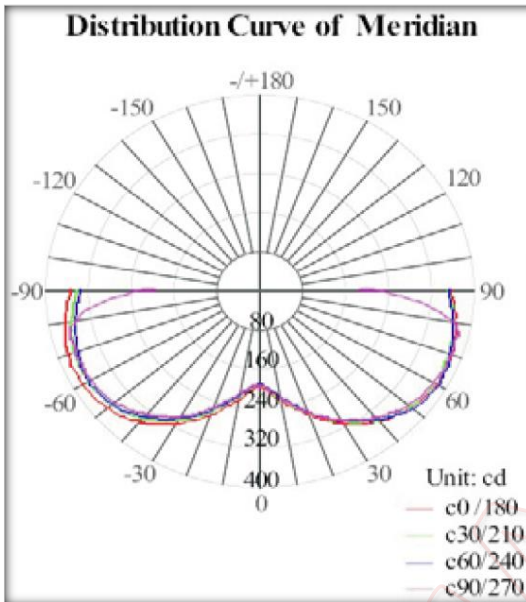
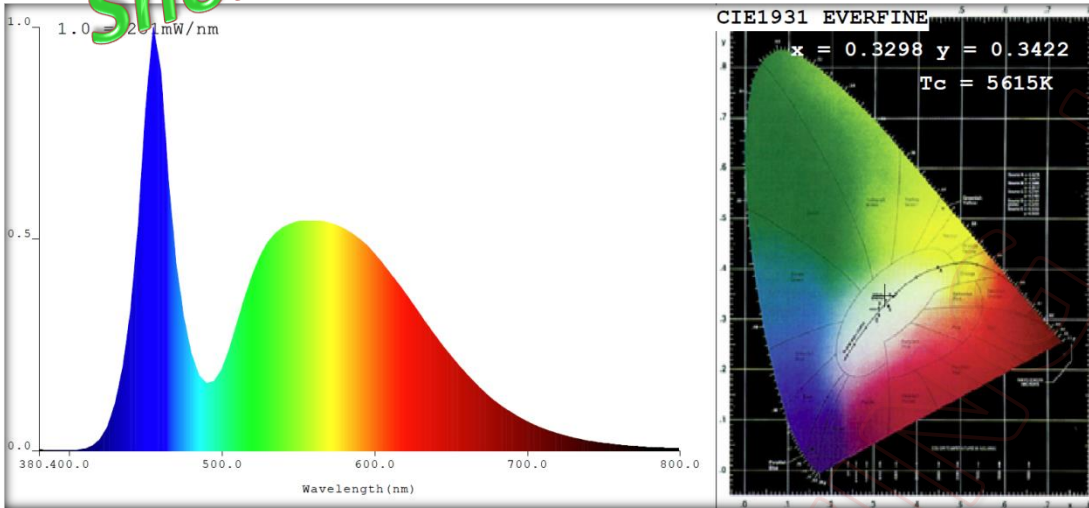
- Simple Installation • High Lumen per Watt • Rugged Design •

| Model | Product | Size | Power | Flux | Equivalent |
|-------------------|---|-----------|--------------|-----------------|-------------|
| CL-100W8S-55K-E39 | LED Lamp 100W 360° 55K MH Replacement | Ø3½ x 9⅝" | 105W Max. | 17,300 Lumen | 400W MH |
| CL-100W8S-30K-E39 | LED Lamp 100W 360° 30K HPS Replacement | Ø3½ x 9⅝" | 105W Max. | 16,400 Lumen | 400W HPS |
| | | | | | |
| | | | | | |

- 120-277Vac ~50/60Hz • PF > 0.9 • Med. (E26) or Mogul (E39) Lamp Base • ~165 lm/W • CRI >75 •
- (*) Rated Life 50,000 Hrs. (L₇₀ B₅₀) at T_[A] 25°C Max. • CCT 5500K (55K) or 3000K (30K) ±10% •



Short 100W Cluster LED Lamp



Size / Dimensions
L = 9½" MOL (E26)
L = 9⅝" MOL (E39)
Ø = 3½" Dia.

| Model | Product | Power | Equivalent |
|------------------------|--|-------------------|---|
| CL-100W8S-xxK-E39 | Cluster LED Bulb | 105W | 400W MH/HPS |
| Input Voltage | Power/Power Factor | Efficacy | Flux |
| 120-277Vac ~50/60Hz | 105W Max. P.F. ≈ 0.97 | ~165 lm/W | 17,300 Lumen (CW) 16,400 Lumen (WW) |
| Color Rendering | Color Temperature | Beam Angle | Life |
| CRI ÷ 75~80 | 30K ÷ CCT 3,000K ±10% 55K ÷ CCT 5,500K ±10% | 360° | 5-Years / 50,000 Hours (L ₇₀ B ₅₀) T _[A] 25°C Max. |