



Description

The Venture Lighting LED low glare surface mount canopy series of luminaires are low profile, lightweight, and designed for long life and low maintenance. The fixtures are designed to allow for easy replacement of existing canopy lighting fixtures. The robust design paired with universal mounting makes them ideal for locations, such as retail canopies, where heavy pedestrian traffic makes maintenance difficult.

Construction

The housing unit is constructed from heavy-duty aluminum. Fixtures are finished with a durable white polyester powder coating. To ensure weather-tight protection, each optical assembly is sealed with a silicone gasket. Each unit is ETL certified to withstand wet locations. Luminaires are rated for an ambient operating temperature range of -30°C to 40°C.

Optics

High-performance, UV stabilized acrylic optics are used to achieve precise photometric distributions. The low glare lens provides optimal coverage and is more appealing for pedestrians.

Electrical

The Class II power supply has a range of 120-277V, 50/60 Hz. 0-10V dimming capability is standard.

Mounting

The fixture is designed for universal surface and pendant mounting.

DLC Model# CPF-1005C

Product Performance

Wattage	40W
Lumen Output	4730
Correlated Color Temperature (CCT)	5000K
Color Rendering Index (CRI)	70+
Lumen Maintenance @50,000 hours*	91%
Calculated L70 @ 25°C Ambient in Hours*	219,000
Replaces HID Wattage	100W
Operating Temperature Range	-40°F to 104°F (-40°C to 40°C)

Physical Characteristics

Fixture Color	White
Weight	5.0 lbs
Width	10.0"
Length	10.0"
Height	2.4"

Electrical Characteristics

Amperage Draw (Input Volts/Amps)	120/0.34 208/0.20 240/0.18 277/0.16
Surge Protection	10kA

Regulatory Qualifications

cETLus Listed
 DLC Qualified - Model# CPF-1005C
 Rated for wet locations

Accessories

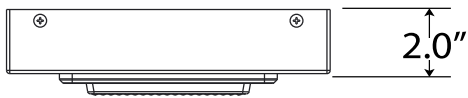
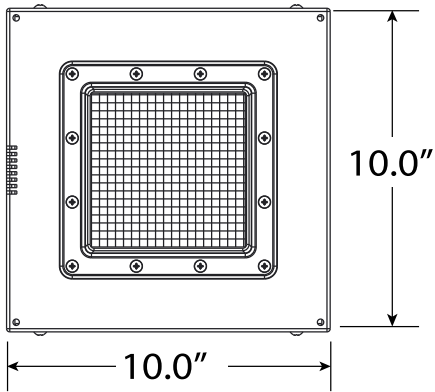
SP12714 – 120-277V Surge Protector

NOTE:

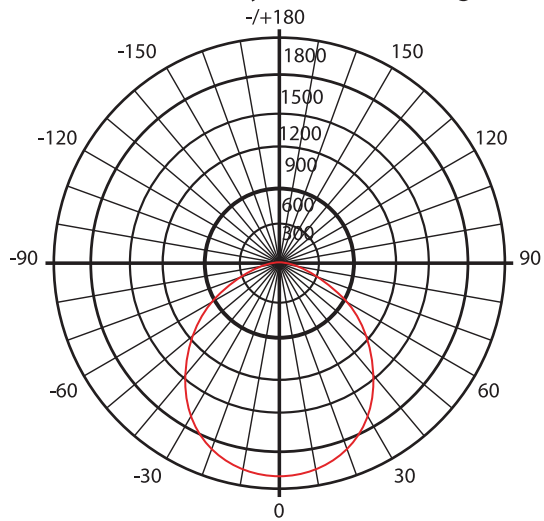
*Lumen maintenance data is based on LED testing per IESNA LM-80-08 and projected per IESNA TM-21-11



Venture 40W Surface Mount LED Canopy Light



Luminous Intensity Distribution Diagram



40W Distribution Shown

BUG Rating B2-U1-G1

