



41W LED Garage Light with Sensor

Order Code: CP97593

DLC Model# CPB-03C-45WDA-xxAC01



Description

The Venture Lighting LED parking garage series of luminaires are low profile, lightweight and designed for long life and low maintenance. The fixtures are designed to allow for easy replacement of existing parking garage lighting fixtures. The robust design paired with universal mounting makes them ideal for upgrading existing parking garage fixtures. The fixture version with sensor comes standard with a Wattstopper FSP211 Occupancy and Daylight sensor pre-installed. 0-100% Dimming capability with sensor.

Construction

The housing unit is constructed from heavy-duty aluminum. Fixtures are finished with a durable white polyester powder coating. To ensure weather-tight protection, each optical assembly is sealed with a silicone gasket. Each unit is ETL certified to withstand wet locations. Luminaires are rated for an ambient operating temperature range of -40°C to 40°C.

Optics

High-performance, UV stabilized acrylic optics are used to achieve precise photometric distributions.

Electrical

The Class II power supply has a range of 120-277V, 50/60 Hz. The high performance LEDs are rated up to 190,000 hours at 25°C ambient temperature. 0-10V dimming capability is standard. Each fixture has a built-in 10kV surge protector.

Mounting

The fixture is designed for universal surface and pendant mounting. IT IS THE CUSTOMER'S RESPONSIBILITY TO VERIFY THE AVAILABILITY OF ADEQUATE SPACE FOR INSTALLATION.

NOTE:

*Lumen maintenance data is based on LED testing per IESNA LM-80-08 and projected per IESNA TM-21-11

Product Performance

Wattage	41W
Lumen Output	4600
Correlated Color Temperature (CCT)	5000K
Color Rendering Index (CRI)	70+
Lumen Maintenance @50,000 hours*	98%
Calculated L70 @ 25°C Ambient in Hours*	>500,000
Integrated Sensor Included	Yes
Replaces HID Wattage	100W
Operating Temperature Range	-40°F to 104°F (-40°C to 40°C)

Physical Characteristics

Fixture Color	White
Weight	7.5 lbs
Width	14.3"
Length	12.3"
Height	3.1"

Electrical Characteristics

Amperage Draw (Input Volts/Amps)	120/0.35 208/0.21 240/0.18 277/0.16
Surge Protection	10kA

Regulatory Qualifications

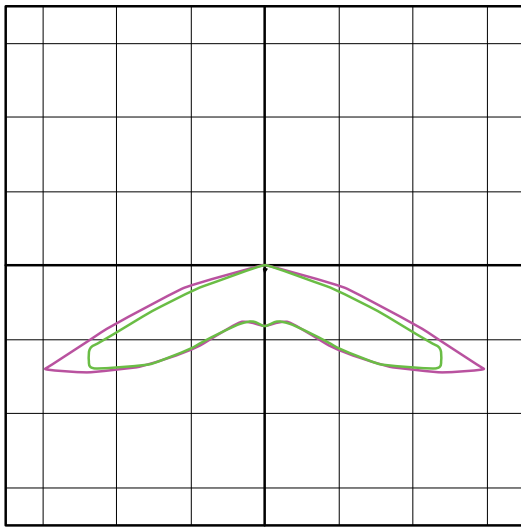
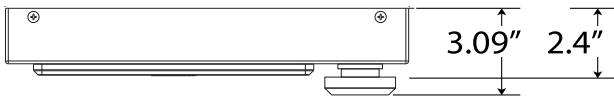
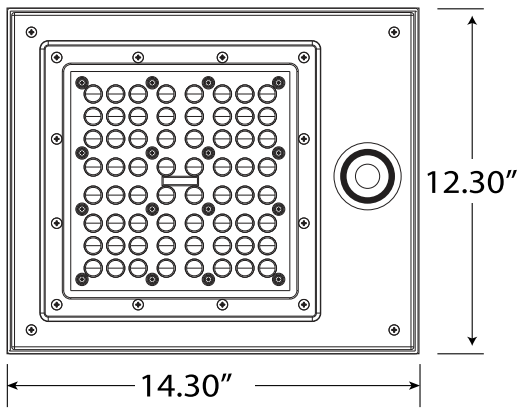
- cETLus Listed
- DLC Qualified - Model# CPB-03C-45WDA-xxAC01
- Rated for wet locations

Accessories

- SP12714 – 120-277V Surge Protector



Venture 41W LED Garage Light with Sensor



Wide Distribution*

Max Cd 45° H
0° H
90° H

BUG Rating B2-U0-G1

