

ELDEMA D – HOLDERS LENS CAPS AND COLLARS

MATE WITH SINGLE LAMP HOLDERS

These lens caps and collars mate with the single lamp holders. The Collars may be used with C-lites that have colored lenses. The lens Caps should be used with C-lites with water clear (transparent) lenses. The lens caps are high temperature plastic with anodized aluminum bushings.



	<p>D14 COLLAR</p>	<p>The D14 knurled collar is designed for use On the DHO holder only. The collar securely retains all CF,CG or CR series C- lites cartridges</p>																																
	<p>D15 COLLAR</p>	<p>The D15 is a new trim style collar for the DHN or DHO holders. The collar securely Retains all CF, CG or CR series C-lite Cartridges.</p>																																
	<p>D06 SMOOTH LENS</p>	<p>The D06 lens caps rotate so lens marking may Be aligned after installation. These caps mate With the CF03, CG03, CR03, and CF24 style C-lite. The D06 meets MIL—3661, type LC32.</p>																																
	<p>D07 SMOOTH LENS</p>	<p>The D07 lens will rotate to align lens marking. The long cap mates with the CF, CG, and CR Cartridges with the dome and long flat shapes.</p>																																
	<p>D09 FLUTED LENS Clear colors only</p>	<p>The D09 fluted lens caps mate with CF03,CG03, CR03, CD 03, CD93 and CF24 style C-lites. These caps are available in clear lens colors only. The D09 meets MIL-L-3661 type LC30.</p>																																
	<p>D25 SHROUD LENS Translucent colors only</p>	<p>The D25 is a full shroud lens with end on viewing only. The D25 comes in translucent Colors only and mates with the CF03 and CF24 C-lite incandescent cartridges.</p>																																
<p>DHO -10B HOLDER ONLY WITH CF03-C-LITE FOR FLUSH PANEL MOUNTING</p>		<table border="1"> <thead> <tr> <th>HOLDER</th> <th>LENS CAP</th> <th>O.A.L</th> <th>MAX. PANEL</th> </tr> </thead> <tbody> <tr> <td>DHO or DHN</td> <td>D06 or D09</td> <td>1.57 MAX.</td> <td>.250</td> </tr> <tr> <td>DHO or DHN</td> <td>D07</td> <td>1.78 MAX.</td> <td>.250</td> </tr> <tr> <td>DHO</td> <td>D 14 or</td> <td>1.28 MAX.</td> <td>.190</td> </tr> <tr> <td>DHN</td> <td>D15</td> <td>1.29 MAX.</td> <td>.250</td> </tr> <tr> <td>DHO or DHN</td> <td>D 15</td> <td>1.57 MAX.</td> <td>.250</td> </tr> <tr> <td>DHO</td> <td>D 25</td> <td>1.20 MAX.</td> <td>.290</td> </tr> <tr> <td></td> <td>NONE</td> <td></td> <td></td> </tr> </tbody> </table>	HOLDER	LENS CAP	O.A.L	MAX. PANEL	DHO or DHN	D06 or D09	1.57 MAX.	.250	DHO or DHN	D07	1.78 MAX.	.250	DHO	D 14 or	1.28 MAX.	.190	DHN	D15	1.29 MAX.	.250	DHO or DHN	D 15	1.57 MAX.	.250	DHO	D 25	1.20 MAX.	.290		NONE		
HOLDER	LENS CAP	O.A.L	MAX. PANEL																															
DHO or DHN	D06 or D09	1.57 MAX.	.250																															
DHO or DHN	D07	1.78 MAX.	.250																															
DHO	D 14 or	1.28 MAX.	.190																															
DHN	D15	1.29 MAX.	.250																															
DHO or DHN	D 15	1.57 MAX.	.250																															
DHO	D 25	1.20 MAX.	.290																															
	NONE																																	

ELDEMA DH SERIES SINGLE LAMP HOLDERS

TYPE DHO-REAR MOUNTING, 3/8" HOLE

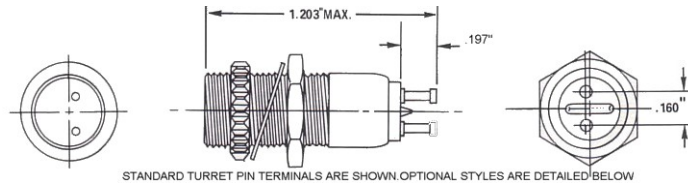
The **DHO** rear mounting single lampholders are available in three terminal configuration styles - turret pin, solder cup and solder lug. The complete assembly consists of the **DH** lampholder and the **D** series cap (or collar).



DH series Lampholders mate with CG or CR Neon, CF incandescent C-lite And CD -LED's

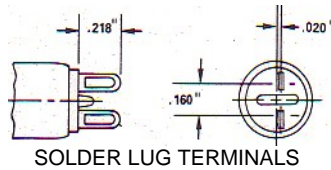
TERMINAL PIN POSITION MATCHES STANDARD C-LITE LENS MARKING ORIENTATION. SOLDER LUG TERMINALS AS SHOWN BELOW HAVE THIS INTERNAL POSITION.

DHO REAR MOUNTING LAMP HOLDER

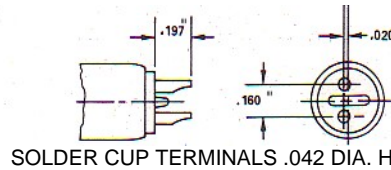


STANDARD TURRET PIN TERMINALS ARE SHOWN. OPTIONAL STYLES ARE DETAILED BELOW

OPTIONAL TERMINAL STYLE AVAILABLE ON ALL SINGLE LAMP HOLDER STYLES



SOLDER LUG TERMINALS



SOLDER CUP TERMINALS .042 DIA. HOLE IN END

ORDERING INFORMATION	DH SINGLE LAMP HOLDER				D SERIES LENS CAP		
	STYLE	TERMINAL	FEATURES	FINISH	STYLE	FINISH	LENS COLORS
<p>EXAMPLE DHO-10B-D06BRC: Assembly DHO-10B: Lampholder only D06BRC : Lens cap only</p> <p>PART MARKING: Part marking includes Eldema and the Lampholder number (ELDEMA DHO-10B). Complete assembly numbers are not Marked since the lens caps or collars Can be removed and changed.</p> <p>MILITARY PART NUMBERS Eldema lampholders DHO-11B meets LH90/2 and lampholders with collar DHO-11B-D14B meets LH90/1.</p>	DHO Rear Mount	1 Turret Pin	0 standard Mounting	B Black Anodize	D06 Smooth Lens	B Black Anodize	Translucent AT- Amber BT- Blue GT- Green RT- Red WT- White YT- Yellow
		3 Solder Cup	1 Anti-Rotational Mounting	S Clear Anodize	D07 Smooth Lens	S Clear Anodize	Clear AC- Amber BC- Blue CC- Cloudy+ GC- Green RC- Red + WC- Water + YC- Yellow +
		6 Solder lug		Y Yellow Chromate	D09 Fluted Lens D25 Shroud Lens D 14* Collar D 15* Collar		
				* No lens color callout for D14 or D15 collar. + these colors recommended for neon C - LITES.			