
Product datasheet

DULUX L 36 W/840 2G11

OSRAM DULUX L LUMILUX | CFLni, with 4-pin 2G11 base for ECG/CCG operation



Product datasheet

Technical data


Electrical data

Nominal current	0.43 A A
-----------------	----------

Photometrical data

Light color (designation)	LUMILUX Cool White
Rated LLMF at 4,000 h	0.9
Rated LLMF at 6,000 h	0.88
Rated LLMF at 8,000 h	0.85
Rated LLMF at 12,000 h	0.84
Rated LLMF at 16,000 h	0.81
Rated LLMF at 20,000 h	0.8
Luminous flux	2600 lm
Color rendering index Ra	≥80

Dimensions & weight



Overall length	415.00 mm
Tube diameter	17,5 mm
Length with base excl. base pins/connection	409 mm
Product weight	94.29 g

Temperatures & operating conditions

Ambient temperature range	-5...+40 °C
---------------------------	-------------

Lifespan

Service life	13000 h
Nominal lamp life time	20000 h

Product datasheet

Additional product data

Mercury content	3.5 mg
Appropriate disposal acc. to WEEE	Yes
Product remark	For ECG and CCG operation

Certificates & standards

Energy efficiency class	G
Energy consumption	38.00 kWh/1000h

Country specific categorizations

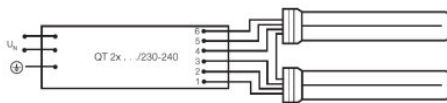
ILCOS	FSD-36/840-E-2G11-43,9/411
-------	----------------------------

Environmental information

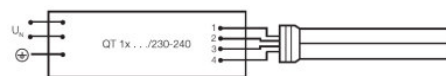
Information according Art. 33 of EU Regulation (EC) 1907/2006 (REACH)	
Date of Declaration	18-04-2022
Primary Article Identifier	4050300010786
Declaration No. in SCIP database	In work

Equipment / Accessories

- Suitable for standard control gears and starters
- Suitable for operation on electronic and conventional control gear

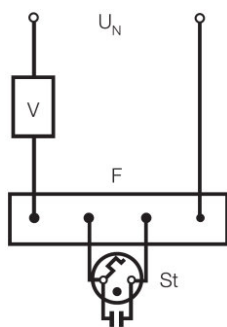


SERIES CONNECTION WITH QUICKTRONIC



SINGLE LAMP WITH QUICKTRONIC

Product datasheet



SINGLE LAMP STARTER ST 111 OR ST 171

Ecodesign regulation information:

Separate control gear and light sources must be disposed of at certified disposal companies in accordance with Directive 2012/19/EU (WEEE) in the EU and with Waste Electrical and Electronic Equipment (WEEE) Regulations 2013 in the UK. For this purpose, collection points for recycling centres and take-back systems (CRSO) are available from retailers or private disposal companies, which accept separate control gear and light sources free of charge. In this way, raw materials are conserved and materials are recycled.

Logistical Data

Product code	Product description	Packaging unit (Pieces/Unit)	Dimensions (length x width x height)	Volume	Gross weight
4050300010786	DULUX L 36 W/840 2G11	Shipping carton box 10 Pieces Folding carton box	136 mm x 103 mm x 455 mm	6.37 dm ³	1415.00 g

The mentioned product code describes the smallest quantity unit which can be ordered. One shipping unit can contain one or more single products. When placing an order, for the quantity please enter single or multiples of a shipping unit.

References / Links

For more information on QUICKTRONIC electronic control gear go to

▶ www.osram.com/QUICKTRONIC

For more information on the system guarantee and the terms and conditions of the guarantee visit [https://](https://www.inventronics-light.com/multilevel-guarantees)

▶ www.inventronics-light.com/multilevel-guarantees

Disclaimer

Subject to change without notice. Errors and omission excepted. Always make sure to use the most recent release.

OSRAM is distribution partner
of LEDVANCE of LAMPS

OSRAM

OSRAM GmbH
Marcel-Breuer-Strasse 6
80807 Munich, Germany

DULUX L 36 W/840 2G11

OSRAM DULUX L LUMILUX | CFLni, with 4-pin 2G11 base for ECG/CCG operation

Product name	Product name ECG	EAN	Nominal current	Nominal wattage + Power loss	Power factor λ [PIM]	Luminous flux at 35 °C
DULUX L 36 W/840 2G11	QTi 1x14/24/21/39 GII	4008321383334	0.15 A	34.00 W	0.96	2750 lm
	QTi 2x14/24/21/39 GII	4008321383396	0.29 A	68.00 W	0.98	2800 lm
	QT-M 2x26-42/220-240 S	4008321110022	0.30 A	70.00 W	0.97	2800 lm
	QTP-DL 2x36-40	4008321117922	0.33 A	68.00 W	0.99	2900 lm
	QTP-M 1x26-42	4008321329134	0.16 A	35.00 W	0.97	2800 lm
	QTP-M 2x26-32	4008321329158	0.30 A	68.00 W	0.97	2800 lm
	QTP-OPTIMAL 1x18-40	4008321873743	0.16 A	35.00 W	0.98	2800 lm
	QTP-OPTIMAL 2x18-40	4008321873767	0.30 A	70.00 W	0.98	2800 lm

Product name	Product name ECG	EAN	Number of lighting outlets
DULUX L 36 W/840 2G11	QTi 1x14/24/21/39 GII	4008321383334	1
	QTi 2x14/24/21/39 GII	4008321383396	2
	QT-M 2x26-42/220-240 S	4008321110022	2
	QTP-DL 2x36-40	4008321117922	2
	QTP-M 1x26-42	4008321329134	1
	QTP-M 2x26-32	4008321329158	2
	QTP-OPTIMAL 1x18-40	4008321873743	1

Product datasheet

Product name	Product name ECG	EAN	Number of lighting outlets
	QTP-OPTIMAL 2x18-40	4008321873767	2