

# E-SERIES LISTED

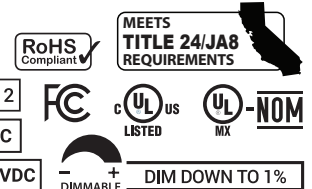
P/N: E 

## Constant Voltage Electronic Phase Dimmable LED Driver

The E-SERIES Listed is an electronic Class 2, phase- dimmable, LED driver with a low profile aluminum case, making it the perfect choice for tape lighting, kick/cove lighting, under cabinet lighting and multiple other residential and commercial lighting applications. The UL Listed enclosure includes a wiring compartment with two ½" knockouts for easy installation, eliminating the need for a separate junction box. The driver features auto reset, over current and short circuit protection as well as an efficiency over 90% -- resulting in low operating case temperature. The E-SERIES Listed is phase-dimmable down to 1% with leading edge TRIAC dimmers.



6.77" L x 2.67" W x 1.30"H


**Installation:** Surface-Mount Junction Box with Multiple ½" Knock-Outs

**Driver Types:** Class 2 Single Channel

**Dimming:** Phase Dimmable Down to 1% with Leading Edge TRIAC Dimmer

**Input Voltage:** 120VAC, 50/60Hz

**Output Voltage:** 12VDC or 24VDC Available

**Environmental:** NEMA 3R

**Listing:** UL Listed

**Certifications:** UL 8750, CSA C22.2 No. 250 13-14

**Warranty:** 5-Year Warranty

E-SERIES is also available in:

- E-SERIES UL Recognized
- EZJ-BOX
- JB-SERIES

Please refer to [Magnitudeinc.com](http://Magnitudeinc.com) for more information.

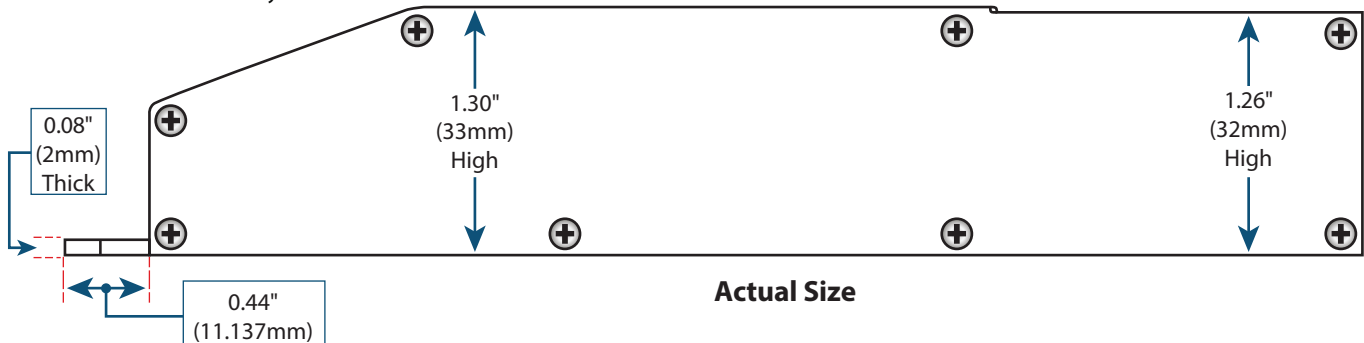
### Ordering Guide

**E L DC** (Example: **E96L24DC**)

Type	Max Power	Listing	Output
E — E-Series	20 — 20W	L — UL Listed Enclosure	12DC — 12VDC
	40 — 40W		24DC — 24VDC
	60 — 60W		
	75 <sup>1</sup> — 75W		
	96 <sup>1</sup> — 96W		
	<sup>1</sup> 24VDC Only		

### Dimensions

Length	6.77" (171.9mm)
Width	2.67" (67.8mm)
Height	1.30" (33.0mm)



# E-SERIES LISTED

## Specifications

Input	20W	40W	60W	75W	96W
<b>Input Voltage Range</b>	120VAC $\pm$ 10%				
<b>Input Frequency</b>	50 / 60Hz	50 / 60Hz	50 / 60Hz	50 / 60Hz	50 / 60Hz
<b>Input Current</b>	0.20A@120VAC (12VDC) 0.20A@120VAC (24VDC)	0.41A@120VAC (12VDC) 0.41A@120VAC (24VDC)	0.61A@120VAC (12VDC) 0.61A@120VAC (24VDC)	0.72A@120VAC	0.85A@120VAC
<b>Efficiency</b>	> 90% (12VDC) > 90% (24VDC)	> 90% (12VDC) > 90% (24VDC)	> 90% (12VDC) > 90% (24VDC)	> 90%	> 90%
<b>Power Factor</b>	0.95	0.95	0.95	0.95	0.95

Output					
<b>Max Load</b>	<b>20W</b>	<b>40W</b>	<b>60W</b>	<b>75W</b>	<b>96W</b>
<b>Output Voltage @ Max Load</b>	12.0VDC 24.0VDC	12.0VDC 24.0VDC	12.0VDC 24.0VDC	24.0VDC	24.0VDC
<b>Output Current @ Max Load</b>	1.7A (12VDC) 0.90A (24VDC)	3.50A (12VDC) 1.75A (24VDC)	5.00A (12VDC) 2.63A (24VDC)	3.3A	4.16A

Environmental	
<b>Max Ambient Temperature</b>	-30°C - +65°C (-22°F - 122°F)

Dimming	
<b>Minimum Dimming Level</b>	1%

Protection	
<b>Circuit Breaker</b>	Short Circuit & Over-Voltage Auto-Reset

Mechanical Housing					
<b>Primary Leads</b>	18 AWG	18 AWG	18 AWG	18 AWG	18 AWG
<b>Secondary Leads</b>	14 AWG	14 AWG	14 AWG	14 AWG	14 AWG
<b>Length</b>	6.77" (171.9mm)	6.77" (171.9mm)	6.77" (171.9mm)	6.77" (171.9mm)	6.77" (171.9mm)
<b>Width</b>	2.67" (67.8mm)	2.67" (67.8mm)	2.67" (67.8mm)	2.67" (67.8mm)	2.67" (67.8mm)
<b>Height</b>	1.30" (33.0mm)	1.30" (33.0mm)	1.30" (33.0mm)	1.30" (33.0mm)	1.30" (33.0mm)
<b>Weight</b>	9 oz. (255g)	9 oz. (255g)	9 oz. (255g)	9 oz. (255g)	9 oz. (255g)
<b>Housing Material</b>	Coated Metal	Coated Metal	Coated Metal	Coated Metal	Coated Metal
<b>Housing Color</b>	Black	Black	Black	Black	Black
<b>Junction Box</b>	Yes	Yes	Yes	Yes	Yes
<b>Mounting</b>	One-Hole Flange Mount, 2 Key Holes in Wire Housing				

Approval Markings					
<b>Certificates/Approval Signs</b>	UL8750 Class 2	UL8750 Class 2	UL8750 Class 2	UL8750 Class 2	UL8750 Class 2

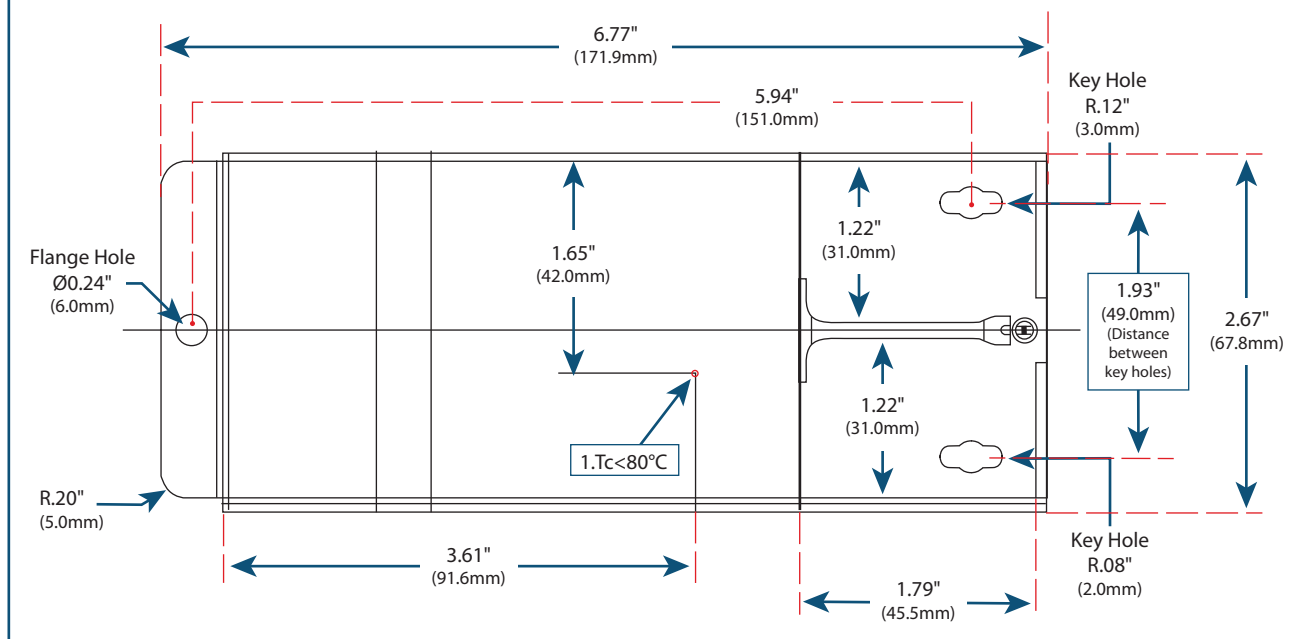
# E-SERIES LISTED

## Mechanical Diagrams

### E-Series Listed Drivers with Wire Housing

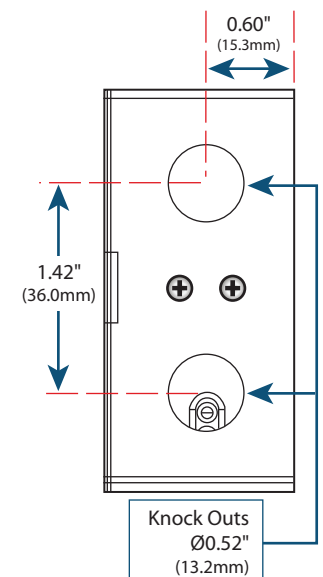
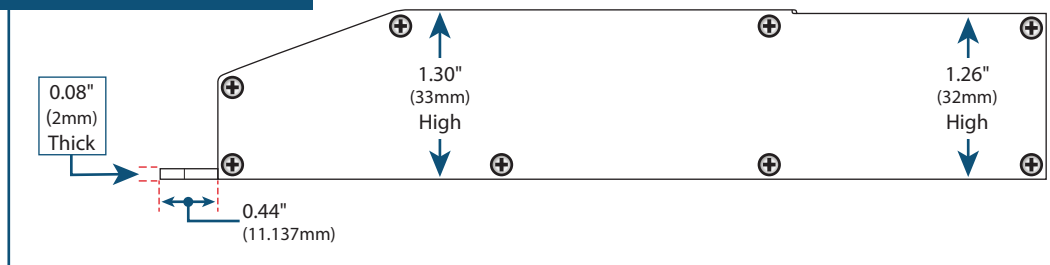
#### Top View

(Graphic Size Not to Scale)



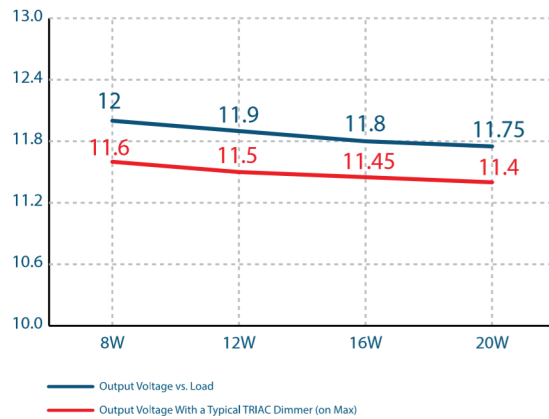
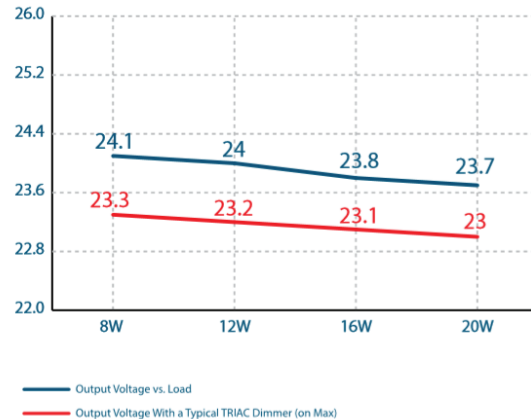
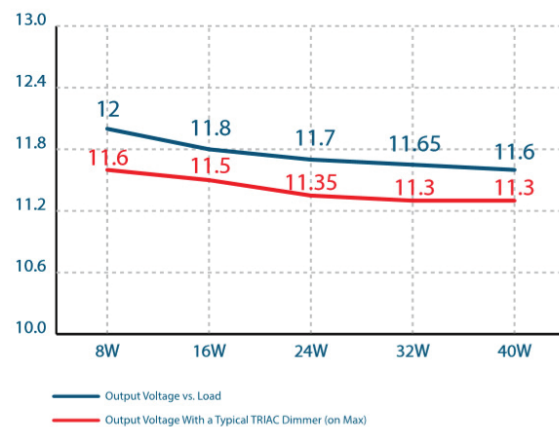
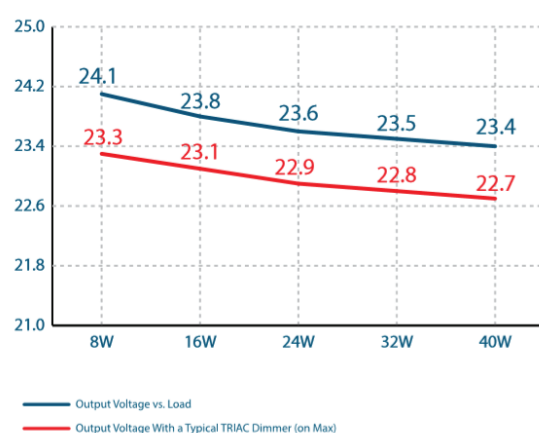
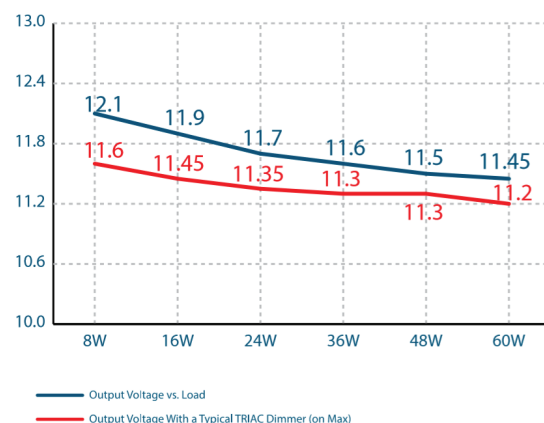
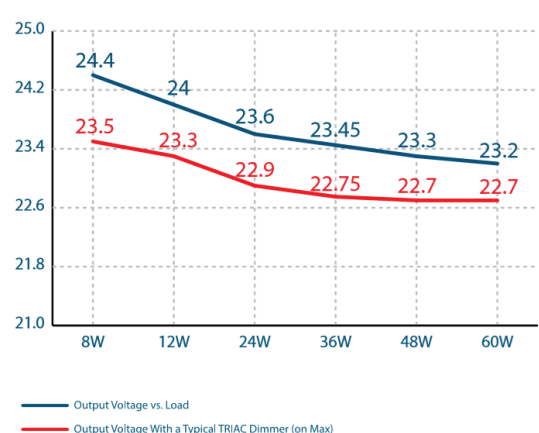
#### Side View

(Graphic Size Not to Scale)



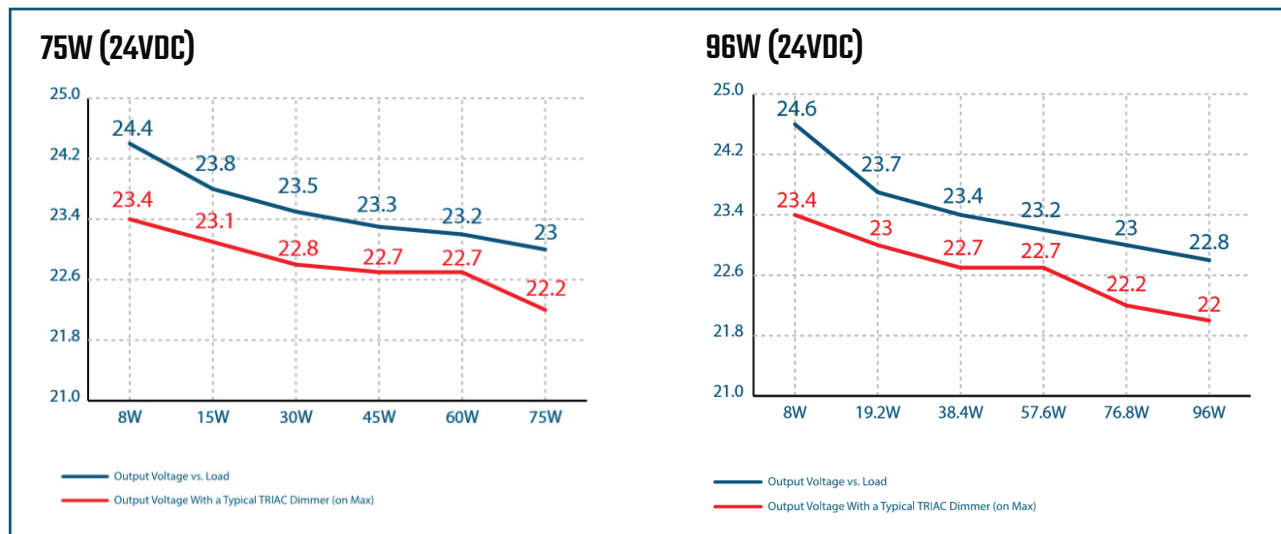
# E-SERIES LISTED

## Load Regulation

**20W (12VDC)**

**20W (24VDC)**

**40W (12VDC)**

**40W (24VDC)**

**60W (12VDC)**

**60W (24VDC)**


# E-SERIES LISTED

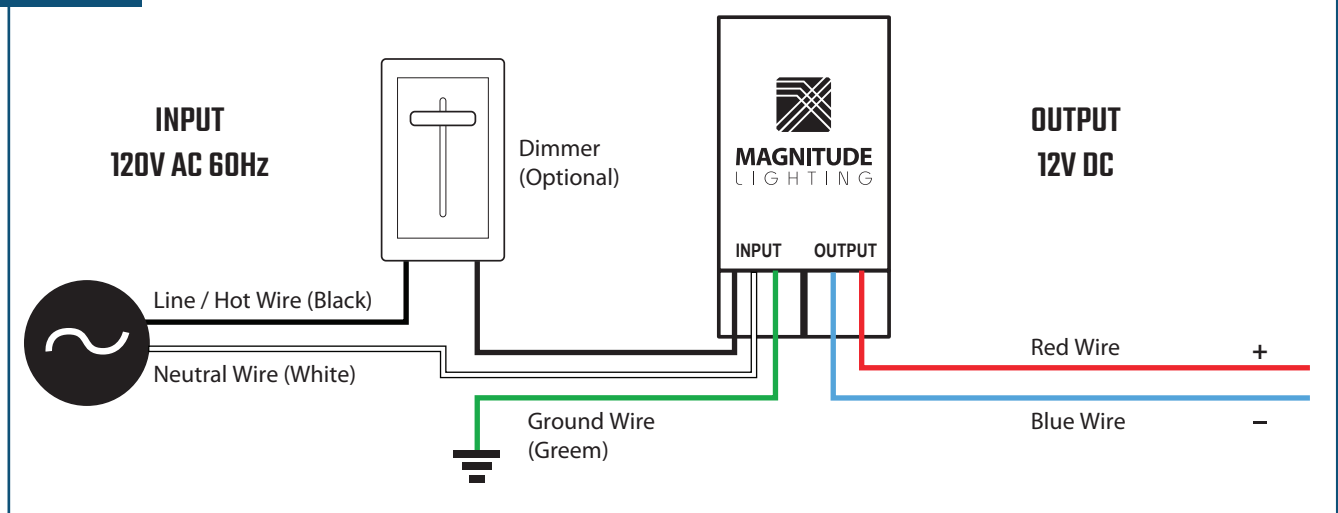
## Load Regulation, Continued



# E-SERIES LISTED

## Wiring Diagrams

### 12VDC OUTPUT



### 24VDC OUTPUT

