

PROJECT:	
CATALOG #	
TYPE:	DATE:


## EMERGENCY BATTERY BACKUP

for Litetronics LED Fixtures

### DESCRIPTION

This battery backup unit delivers emergency power to a wide range of Litetronics standard LED High Bays from 81-200W. The EB20 is also compatible with other manufactured fixtures but requires 0-10VDC dimming +/- connections. In the event of a power outage, it supplies the connected fixture with 90-minutes of light at 20 watts, enabling sufficient visibility for occupants to safely exit the space.

This unit is intended to support higher output fixtures, providing enough power for the fixture egress to meet the standard footcandle requirements for emergency lighting. Automatic monthly self-testing ensures that the fixture is always ready, and the paired indicator module gives a visual confirmation of the operational status and allows for handheld remote test and communication.



EB20

### FEATURES

- Provides 90 minutes of emergency light during power loss
- Automatic monthly self-testing
- Manual testing via remote control and remote communication (optional)
- Indicator module provides operational status
- ETL approved for damp locations
- 50,000-hour rated life
- 5-year warranty



EB20CM

EB20AM

TR01

### APPLICATIONS

- Emergency battery backup

### CERTIFICATIONS



## SPECIFICATIONS

**Life (@L70):** 50,000 hours

**Warranty:** 5 years

### PERFORMANCE

**Operating temp:** 32°F to 122°F (0°C to 50°C)

**Efficacy (LPW):** N/A

**CRI:** N/A

### ELECTRICAL

**Input voltage:** 120-277V

**Output Power:** 20 Watts

**Input frequency:** 50/60Hz

**PF:** N/A

**THD:** N/A

**Surge protection:** N/A

**Dimming:** N/A

**Minimum dimming:** N/A

**Aux. Voltage:** N/A

**Driver CL:** N/A

**Whip/Cord:** None

**Sensor:** N/A

### OPTICAL

**Beam:** N/A

**Lens:** N/A

**UGR:** N/A

### PHYSICAL

**Operation Time:** 90 Minutes

**Recharge Time:** 24 hours

**Weight:** 2.12 lbs.

### INDUSTRY STANDARDS/RATINGS

**IP:** N/A

**IK:** N/A

**Location:** Damp

**IC:** N/A

**UL/ETL:** ETL

**FCC:** Yes

**RoHS:** Yes

**UL294 Compliance:** Yes

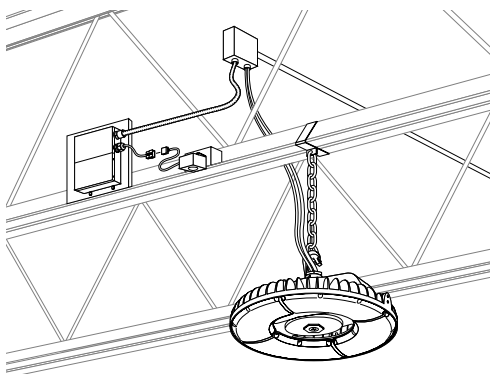
## DIMENSIONS / WEIGHT

	LENGTH	WIDTH	HEIGHT	WEIGHT
EB20	8.54"	5.74"	1.34"	2.12 lbs

## INDICATOR MODULE MOUNTING

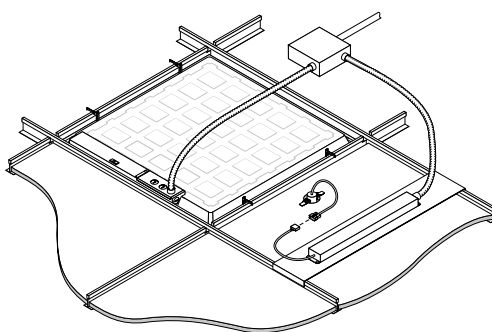
### ADHESIVE MOUNTED - HIGH BAY

In an open ceiling application, the EB20 and indicator module are mounted close to the fixture and junction box, with the indicator module attached via adhesive to the support beam where it will display the unit's current status of operation.



### CEILING MOUNTED

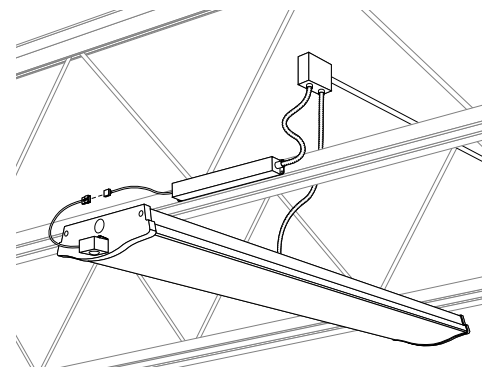
In grid ceiling applications, the EB20 is mounted close to the driver and the indicator module is recessed in an adjacent panel where it will display the unit's current status of operation.



**Note:** Grid tray not Litetronics product but for illustration only.

### ADHESIVE MOUNTED - FIXTURE MOUNTED

In open ceiling applications, the EB20 is mounted close to the driver and the indicator module is attached via adhesive to the side of the fixture, where it will display the unit's current status of operation.



## ORDERING

Each EB20 unit must be ordered with an indicator module, which communicates via handheld remote, and displays the unit's current status of operation.



EB20



EBCM



EBAM



TR01

MODEL #	DESCRIPTION	WATTS	VOLTS	OPERATING TIME
EB20	20W Emergency Battery Backup for LED High Bays.	20	120-277	90 minutes

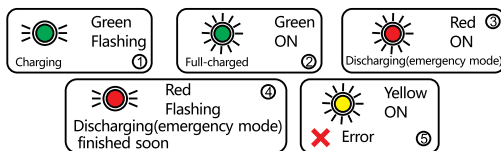
MODEL #	DESCRIPTION	USAGE
EBCM	Ceiling-mounted Indicator Module	This unit is used in grid ceiling applications. It connects to the EB20 and is recess mounted in an adjacent panel where it displays the unit's current status of operation. <b>Required for full functionality.</b>
EBAM	Adhesive-mounted Indicator Module	This unit is used in drywall/open ceiling applications. It connects to the EB20 and is mounted via adhesive to the side of the fixture, or on open ceiling structure where it displays the unit's current status of operation. <b>Required for full functionality.</b>
TR01	Test remote for integrated EBB	Test and demo EBB functionality. One remote will control all EBB equipped units. Only one remote required per area, building or site as necessary.

## OPERATION

- Fixtures will operate normally when power is available. When an outage occurs, the fixture will switch to battery backup, delivering power to the fixture for up to 90 minutes.
- If the EB20 battery runs out, the fixture will turn off until power is restored. Once restored, the EB20 battery will begin charging.
- Each indicator module option will display the current status of the unit; a green light indicates a full charge and a flashing green light indicates the unit is currently charging.
- The EB20 includes automatic monthly and annual self-testing functionality. If a problem is detected, a yellow light will appear.
- Testing can also be done via remote control. Press the TEST button on the remote and the fixture will enter into emergency operation for three seconds, then resume normal operation.

### INDICATOR MODULE LIGHT REFERENCE GUIDE

- Green/flashing = Charging
- Green/solid on = Fully charged
- Red/solid on = Discharging/emergency mode
- Red/flashing = Discharging with limited battery life remaining
- Yellow/solid on = Error. Contact Litetronics for troubleshooting



### TESTING

- The fixture includes an automatic monthly self-testing function, which operates at 30-day intervals for 5 minutes and 360-day intervals for 90 minutes. During testing, the red indicator light will remain on.
- Additional testing and demo functionality is available via remote control, part # TR01 (sold separately).

## COMPATIBILITY

The EB20 is compatible with Litetronics LED fixtures rated for 80 - 200 watts. All fixtures compatible fixtures must have 0-10VDC dimming +/- connections. Below is a complete list of Litetronics compatible fixtures.

LED HIGH BAY PL	LED HIGH BAY SL	LED LINEAR HIGH BAY C-SERIES
HBC115XX	HBS100**	LHBC105
HBC115XXT	HBS150**	LHBC155
HBC175XXT	HBS200**	LHBC200
LED NSF HIGH BAY	LED HAZARDOUS LOCATION	LED LINEAR HIGH BAY
HBF100XX	HBE150** / HBE200**	LHB88
HBF150XX	LED HIGH CEILING PANEL	LHB112
	HOPT2	LHB148
		LED VAPOR TIGHT C-SERIES
		VTCS8

### UL924 STATEMENT OF COMPLIANCE AND COMPATIBILITY

PLEASE NOTE: When used with a sensor-equipped fixture from the Approved List of Litetronics fixtures below, the sensor will be bypassed and disabled by the EB20 when wired correctly per the installation instructions and cause the fixture to remain illuminated during periods of vacancy when the compatible fixture is powered by the EB20 power source. As such, EB20 is UL924 compliant.

#### **Approved Fixtures WITHOUT SENSOR**

See list above.

#### **Approved Fixtures WITH SENSOR**

HBS100, HBS150, HBS200, LHB88-148

#### **Unapproved Fixtures WITH SENSOR**

HBC115, HBC115\*\*T, HBC175, HBC175\*\*T

#### **Unapproved Fixtures**

HBC175, HBC175HV, LHB148HV