

PROJECT NAME: _____ CAT. #: _____
 NOTES: _____ FIXTURE SCHEDULE: _____

LED EMERGENCY INVERTER

15W, 120-347VAC, CEC COMPLIANT,
FIELD INSTALLABLE, 0-50C AMBIENT

PRODUCT DESCRIPTION:

The EBUUP17015N200B unit is listed for factory and field installation and designed to work with various MaxLite fixtures. It is suitable for use in residential, commercial or industrial applications.

FEATURES:

- Charge/Power "ON" LED Indicator Light and Push-to-Test Switch for Code Compliance Testing
- Input Voltage: 120-347AC, 50/60Hz Input
- Long Life, Maintenance Free, Lithium-Ion Battery
- 90 Minute Emergency operating time
- Self testing monthly, CEC compliant
- 0-10V Dimming LED luminaire up to 80W max
- Non-dimming LED luminaire up to 15W max
- Operating Temperature: 41°F to 122°F

ELECTRICAL:

The 24 Hour maximum battery recharge time

HOUSING:


Durable steel housing contains LED driver and battery, Dual Ends equipped with 13 inches flexible conduit

INSTALLATION:

Emergency inverter and fixtures must be fed from the same branch circuit. Mounting the EM unit has to be done by customer following required codes and depending on the product may need additional brackets that Maxlite will not provide.

LISTINGS:

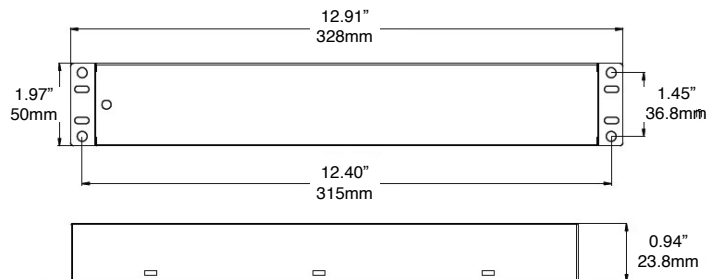
- UL924, Listed for factory or field installation
- CEC Compliant



Stocked Items

ORDER CODE	MODEL NUMBER
108566	EBUUP17015N200B

Product Dimensions



Compatibility

PRODUCT FAMILY COMPATIBLE WITH EBUUP17015N200B*	NOTES
MRBK Retrofit bars	
MLFP Controls Ready Flat panels	
MLVT Controls Ready Troffers	
TRK Controls Ready Troffer retrofit kits	Need to order EBU-RTST-E15 (sold separately)
FPR Flat Panel retrofit kit	
RRCX Downlights	

*Verify individual product Data Sheet for compatibility. Mounting the EM unit has to be done by customer following required codes and depending on the product may need additional brackets that Maxlite will not provide



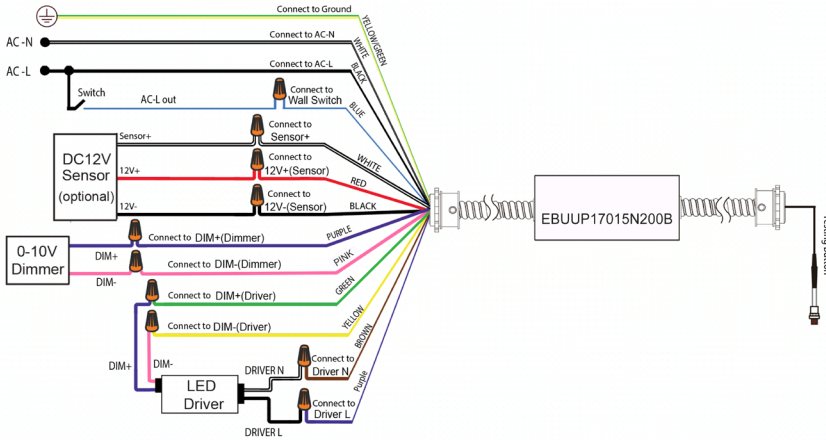
5-year standard warranty (further details available at www.maxlite.com/warranties)

LED EMERGENCY INVERTER

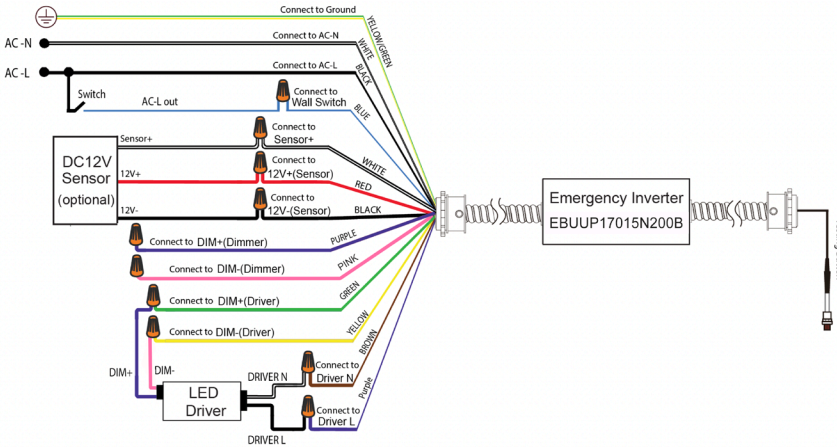
15W, 120-347VAC, CEC COMPLIANT, FIELD INSTALLABLE, 0-50C AMBIENT

Installation Drawings

1. For luminaire with 0-10V LED driver and using 0-10V dimmer (* LED DRIVER INPUT POWER NOT GREATER THAN 80W) Emergency Inverter Dim+ (Green), Driver Dim- (Yellow) has to connect with LED driver DIM+ and DIM-



2. For luminaire with 0-10V LED driver, without using 0-10V dimmer (*LED DRIVER INPUT POWER NOT GREATER THAN 80W) Emergency Inverter Dim+ (Green), Driver Dim- (Yellow) has to connect with LED driver Dim+ and DIM-



3. For luminaire with non-dimming LED driver (* LED DRIVER INPUT POWER NOT GREATER THAN 15W)

