



Lutron Ballast Retrofit Kit by C-Flex – A Simple Solution for LED Upgrades

Upgrade fluorescent lamps and ballasts with the Lutron ballast retrofit kit by C-Flex

These UL-Listed upgrade kits simplify project design and reduce installation time. Kits are pretested for quality and compatibility. Installation is as easy as replacing existing ballasts and lamps – each kit includes lamps, drivers, wires, connectors, and instructions.



T5 Linear, 2-lamp Lutron ballast retrofit kit by C-Flex with 3-wire Lutron driver control



Lutron ballast retrofit kit instructions, wires, and connectors



Plan Your LED Retrofits Today

Several U.S. states have banned or restricted the sale of fluorescent lamps. Lutron has stopped selling most fluorescent dimming ballasts. LEDs offer significant advantages over fluorescents:

- Contain no mercury
- Long lamp life, enhanced energy and cost savings, and higher performance
- Retrofit kits can be installed using existing controls and wiring

Lutron Ballast Retrofit Kits by C-Flex

- Kits include Lutron LED drivers and C-Flex lamps – UL-Listed and pretested
- In-stock solution for 1:1 retrofit
 - LED retrofit kits drop in to replace the ballast and fluorescent lamp with no rewiring
 - LED drivers have identical form factor/wiring locations as existing ballasts
- Everything you need to upgrade your lighting from fluorescent to LEDs is in the box
- New, five-year warranty on the driver and LEDs
- Lutron and C-Flex have a history of reliable, accessible solutions



Horizontal, 2-lamp Lutron ballast retrofit kit by C-Flex with a Lutron EcoSystem K-can Lutron driver control



T8 linear, 1-lamp Lutron ballast retrofit kit by C-Flex with a Lutron EcoSystem M-can Lutron driver control

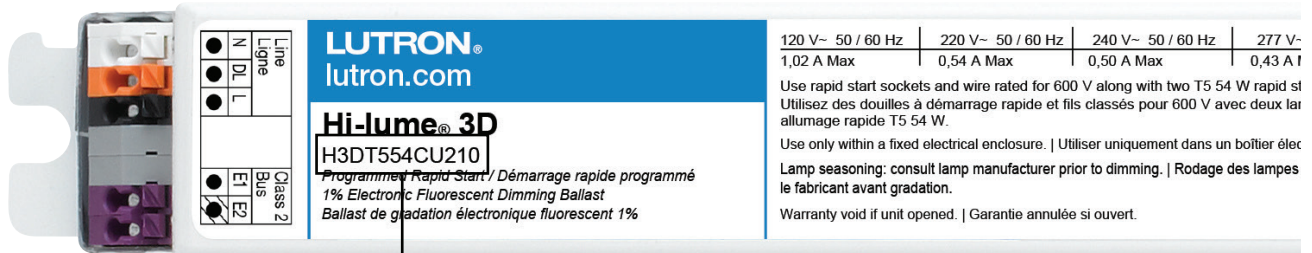


Vertical, 1-lamp Lutron ballast retrofit kit by C-Flex with a 3-Wire K-can Lutron driver control

With the Lutron ballast retrofit kits by C-Flex, upgrading can be done in three simple steps

1. Plan

- Locate the Lutron fluorescent dimming ballast model number on your existing ballast



Lutron fluorescent dimming ballast model number

- Identify the control type by looking at the installed control wires



EcoSystem Digital Control



3-Wire Control

- Identify the color temperature of your installed fluorescent lamps (lamps may change color over time with age – pick the color temperature that fits your needs)



3000K, 3500K, 4000K, 5000K

- Enter these three pieces of information in the [Look Up Tool](#) to find the appropriate replacement kit



With the Lutron ballast retrofit kits by C-Flex, upgrading can be done in three simple steps (continued)

2. Order

- Reach out to your local rep or distributor to place an order.
- The kit options cover almost every replacement scenario.
- Lamp types: T8, T5, T8HO, T5H, Twin Tube (Biax), and compact options
- Linear lamp lengths: 4-foot, 3-foot, 2-foot
- Lamp quantities per kit: 1, 2, or 3 lamps
- Kit quantities per case: 1, 8, 12, 24

3. Install

- Simply replace the ballast with the driver and the fluorescent lamps with the LED lamps
- No new wiring necessary and no need to open the ceiling
- Use existing control-system hardware with no special programming
- Start with a small pilot project and upgrade spaces over time
- Watch an instruction installation video [here](#)

Need help? We are here to support you!

[Lutron.com/BallastRetrofitKit](https://www.lutron.com/BallastRetrofitKit)



Sample model number (example: ELD4T8-2M35-12)

Control type	Retrofit type	Lamp size	Lamp type/ style	# of lamps	Driver case and mounting	Color temp	Case quantity ⁵
E	LD	4	T8	2	M	35	12
E = EcoSystem ¹ 3 = 3-Wire	LD = TLED BT = BMF ²	4 = 4 foot linear 3 = 3 foot linear 2 = 2 foot linear V = Compact vertical H = Compact horizontal R = Compact round P = Compact round high power - = for PLL lamps	T8 T8H T5 T5H TT = Twin tube CF = Compact fluorescent CA = Compact with adapter arm CAH = Compact high power with adapter arm	1 = 1 lamp 2 = 2 lamp 3 = 3 lamp	K = Square with studs (K can) C = Square without studs (K can) M = Linear (M can)	30 = 3000K 35 = 3500K 40 = 4000K 50 = 5000K ³	1 kit per case ⁴ 8 kits per case 12 kits per case 24 kits per case

¹May require quoted recommissioning or readdressing services.

²Only an option with a 3-wire control option.

³5000K not available for compact fluorescents.

⁴Single kits ("...-1") are bundled together in cases. For example, if you order four single kits, you will receive a single case with the four kits altogether, not individually packaged.

⁵Maximum of 24 lamps per case.

Compact lamp sizes and types available



	Vertical compact fluorescent (VCF)	Horizontal compact fluorescent (HCF)	Round compact fluorescent (RCF)	Round compact with adapter arm (RCA)	Round high power compact fluorescent (PCF)	Round high power compact with adapter arm (PCA)	
Lamp size	V: Compact vertical	H: Compact horizontal	R: Compact round	R: Compact round	P: Compact round high power	P: Compact round high power	
Lamp type	CF: Compact fluorescent	CF: Compact fluorescent	CF: Compact fluorescent	CA: Compact with adapter arm	CF: Compact fluorescent	CA: Compact with adapter arm	CAH: Compact high power with adapter arm
Replaces	Up to 26W G24q base (vertical)	Up to 26W G24q base (horizontal)	Up to 32W G24q base (vertical)	Up to 32W G24q base (horizontal)	Up to 42W G24q base (vertical)	Up to 42W G24q base (horizontal)	

Examples of some of our most popular SKUs.

Additional SKUs can be found using our [Look Up Tool](#) or QR code below.

Sample model number (example: ELD4T8-2M35-12)

Control type	Retrofit type	Lamp size	Lamp type/ style	# of lamps	Driver case and mounting	Color temp	Case quantity	Part number
E	LD	4	T8	2	M	35	12	ELD4T8-2M35-12
EcoSystem	LD	4	T8	2	M	3500	12	ELD4T8-2M35-12
EcoSystem	LD	V	CF	1	K	3500	24	ELDVCF-1K35-24
EcoSystem	LD	H	CF	1	K	3500	24	ELDHCF-1K35-24
EcoSystem	LD	R	CA	1	K	3500	12	ELDRCA-1K35-12
EcoSystem	LD	4	T5	2	M	3500	12	ELD4T5-2M35-12
EcoSystem	LD	4	T5H	2	M	3500	12	ELD4T5H-2M35-12
3-Wire	LD	4	T8	2	M	3500	12	3LD4T8-2M35-12
3-Wire	LD	V	CF	1	K	3500	24	3LDVCF-1K35-24
3-Wire	LD	H	CF	1	K	3500	24	3LDHCF-1K35-24
3-Wire	LD	R	CA	1	K	3500	12	3LDRCA-1K35-12
3-Wire	LD	4	T5	2	M	3500	12	3LD4T5-2M35-12
3-Wire	LD	4	T5H	2	M	5000	12	3LD4T5H-2M50-12
EcoSystem	LD	4	T8	2	M	3500	1	ELD4T8-2M35-1
EcoSystem	LD	V	CF	1	C	3500	1	ELDVCF-1C35-1
EcoSystem	LD	H	CF	1	K	3500	1	ELDHCF-1K35-1
EcoSystem	LD	R	CA	1	K	3500	1	ELDRCA-1K35-1
EcoSystem	LD	4	T5	3	M	3500	8	ELD4T5-3M35-8
EcoSystem	LD	4	T5H	2	M	3500	1	ELD4T5H-2M35-1
3-Wire	LD	4	T8	2	M	3500	1	3LD4T8-2M35-1
3-Wire	LD	V	CF	1	K	3500	1	3LDVCF-1K35-1
3-Wire	LD	H	CF	1	K	3500	1	3LDHCF-1K35-1
3-Wire	LD	R	CA	1	K	3500	1	3LDRCA-1K35-1
3-Wire	LD	4	T5	2	M	3500	1	3LD4T5-2M35-1
3-Wire	LD	4	T5H	2	M	3500	1	3LD4T5H-2M35-1
EcoSystem	LD	-	TT	2	M	3000	12	ELD-TT-2M30-12

For all other offerings and to use the look up tool, use this QR code



For more information, please visit [Lutron.com/BallastRetrofitKits](https://www.lutron.com/BallastRetrofitKits)