

Elite

Refrigerated Display Cases

Project Name _____

Date _____ Type _____

Notes _____



PRODUCT DESCRIPTION

The Immersion Elite series LED system is an energy-efficient & low maintenance alternative to traditional linear fluorescent lamps for refrigerated display cases. Compact and slim in design, Immersion Elite features three tiers of products; offering more flexibility than other LED systems for refrigerated display cases.

APPLICATION

- Designed for medium temperature and freezer door applications.
- Ideal for grocery & convenience stores along with Supercenters.

PRODUCT DETAILS

Immersion™ Elite Eco

The most efficient and lowest wattage while offering superior light quality.

Immersion™ Elite Standard

The best combination that strikes a balance between efficiency and light output.

LUMEN MAINTENANCE

- LM-79, LM-80 tests and reports are performed in accordance to IESNA standards.
- Projected L70 ≥ 50,000 life hours per IES TM-21.

ELECTRICAL SYSTEM

Input Voltages = 24VDC

WARRANTY

5-year limited system warranty

CERTIFICATIONS/MARKINGS

UL Recognized, UL Classified Retrofit, CSA (NSF 2 - Packaged Foods), UL Damp Rated, IP65

QUICK SPEC COMPARISON

| 60" 5000K Product Info | Elite Eco | Elite Standard |
|------------------------|-----------|----------------|
| Center Bar Lumens | 1216 | 1710 |
| Lumens Per Watt | 145 | 137 |
| Watts Per Door* | 10 | 16 |
| CRI | 80 | 85 |

* Watts per door calculation is representative of a 5 door refrigeration case using AC Watts

Product Model Logic

| ELV3 | Product | Glare Shield | Length in Inches | Color Temp | Type | Packaging |
|----------------|--------------|------------------|---------------------------------------|------------|-------------------|--------------------|
| EL = Elite | E = Eco | G = Glare Shield | 30 = 30" | 35 = 3500K | C = Center | S = Single |
| V = Vertical | S = Standard | C = Compact | 48 = 48" | 40 = 4000K | R = Right End Bar | B = Bulk (10 pack) |
| 3 = Generation | | | 60 = 60" | 50 = 5000K | L = Left End Bar | |
| | | | 67 = 67" | | | |
| | | | 73 = 73" (Only available with Eco) | | | |

Product Model Example: ELV3EG4850RS

Immersion™ Elite

Refrigerated Display Cases

Project Name _____

Date _____ Type _____

Notes _____

Immersion™ Elite Eco

Performance characteristics are valid for both the G and C (Glare Shield and Compact) options, as well as B and S (Bulk and Single) options.

Please refer to the Product Description Logic in page 1 to enter the full part number required for your order

| | | | Product Model | Item Description | Power (DC Watts)* | Light Output (Lumens) | Lumens Per Watt |
|--------|--|--|---------------------------------|---------------------------------|-------------------|-----------------------|-----------------|
| 80 CRI | 3500K | Center Bars | ELV3E_3035C_ | 30" (735mm) Center | 4.2 | 626 | 149 |
| | | | ELV3E_4835C_ | 48" (1219mm) Center | 7.0 | 1042 | 149 |
| | | | ELV3E_6035C_ | 60" (1524mm) Center | 8.4 | 1251 | 149 |
| | | | ELV3E_6735C_ | 67" (1708mm) Center | 8.4 | 1251 | 149 |
| | | | ELV3E_7335C_ | 73" (1864mm) Center | 9.7 | 1459 | 150 |
| | | Right or Left End Choose between R or L (R/L) for the desired end bar | ELV3E_3035R/L_ | 30" (735mm) Right and Left End | 2.8 | 357 | 127 |
| | | | ELV3E_4835R/L_ | 48" (1219mm) Right and Left End | 5.6 | 713 | 127 |
| | | | ELV3E_6035R/L_ | 60" (1524mm) Right and Left End | 5.6 | 713 | 127 |
| | | | ELV3E_6735R/L_ | 67" (1708mm) Right and Left End | 7.0 | 891 | 127 |
| | | | ELV3E_7335R/L_ | 73" (1864mm) Right and Left End | 8.4 | 1070 | 127 |
| | 4000K | Center Bars | ELV3E_3040C_ | 30" (735mm) Center | 4.2 | 636 | 151 |
| | | | ELV3E_4840C_ | 48" (1219mm) Center | 7.0 | 1060 | 151 |
| | | | ELV3E_6040C_ | 60" (1524mm) Center | 8.4 | 1272 | 151 |
| | | | ELV3E_6740C_ | 67" (1708mm) Center | 8.4 | 1272 | 151 |
| | | | ELV3E_7340C_ | 73" (1864mm) Center | 9.7 | 1484 | 153 |
| | | Right or Left End Choose between R or L (R/L) for the desired end bar | ELV3E_3040R/L_ | 30" (735mm) Right and Left End | 2.8 | 363 | 129 |
| | | | ELV3E_4840R/L_ | 48" (1219mm) Right and Left End | 5.6 | 725 | 129 |
| | | | ELV3E_6040R/L_ | 60" (1524mm) Right and Left End | 5.6 | 725 | 129 |
| | | | ELV3E_6740R/L_ | 67" (1708mm) Right and Left End | 7.0 | 907 | 130 |
| | | | ELV3E_7340R/L_ | 73" (1864mm) Right and Left End | 8.4 | 1088 | 129 |
| 5000K | Center Bars | ELV3E_3050C_ | 30" (735mm) Center | 4.2 | 637 | 152 | |
| | | ELV3E_4850C_ | 48" (1219mm) Center | 7.0 | 1061 | 152 | |
| | | ELV3E_6040C_ | 60" (1524mm) Center | 8.4 | 1273 | 152 | |
| | | ELV3E_6750C_ | 67" (1708mm) Center | 8.4 | 1273 | 152 | |
| | | ELV3E_7350C_ | 73" (1864mm) Center | 9.7 | 1485 | 153 | |
| | Right or Left End Choose between R or L (R/L) for the desired end bar | ELV3E_3050R/L_ | 30" (735mm) Right and Left End | 2.8 | 363 | 129 | |
| | | ELV3E_4850R/L_ | 48" (1219mm) Right and Left End | 5.6 | 726 | 130 | |
| | | ELV3E_6050R/L_ | 60" (1524mm) Right and Left End | 5.6 | 726 | 130 | |
| | | ELV3E_6750R/L_ | 67" (1708mm) Right and Left End | 7.0 | 907 | 130 | |
| | | ELV3E_7350R/L_ | 73" (1864mm) Right and Left End | 8.4 | 1088 | 130 | |

Typical DC Watts. To convert to AC Watts, divide by LED driver efficiency.

Immersion™ Elite

Refrigerated Display Cases

Project Name _____

Date _____ Type _____

Notes _____

Immersion™ Elite Standard

Performance characteristics are valid for both the G and C (Glare Shield and Compact) options, as well as B and S (Bulk and Single) options.

Please refer to the Product Description Logic in page 1 to enter the full part number required for your order

| | | | Product Model | Item Description | Power (DC Watts)* | Light Output (Lumens) | Lumens Per Watt |
|--|-------|--|---------------------------------|---------------------------------|-------------------|-----------------------|-----------------|
| 85 CRI | 3500K | Center Bars | ELV3S_3035C_ | 30" (735mm) Center | 5.6 | 768 | 137 |
| | | | ELV2S_4835C_ | 48" (1219mm) Center | 9.7 | 1344 | 139 |
| | | | ELV3S_6035C_ | 60" (1524mm) Center | 12.5 | 1728 | 138 |
| | | | ELV3S_6735C_ | 67" (1708mm) Center | 13.9 | 1919 | 138 |
| | | Right or Left End Choose between R or L (R/L) for the desired end bar | ELV3S_3035R/L_ | 30" (735mm) Right and Left End | 4.2 | 493 | 117 |
| | | | ELV3S_4835R/L_ | 48" (1219mm) Right and Left End | 7.0 | 821 | 117 |
| | | | ELV3S_6035R/L_ | 60" (1524mm) Right and Left End | 9.7 | 1149 | 118 |
| | | | ELV3S_6735R/L_ | 67" (1708mm) Right and Left End | 9.7 | 1149 | 118 |
| | 4000K | Center Bars | ELV3S_3040C_ | 30" (735mm) Center | 5.6 | 777 | 139 |
| | | | ELV3S_4840C_ | 48" (1219mm) Center | 9.7 | 1359 | 140 |
| | | | ELV3S_6040C_ | 60" (1524mm) Center | 12.5 | 1747 | 140 |
| | | | ELV3S_6740C_ | 67" (1708mm) Center | 13.9 | 1941 | 140 |
| | | Right or Left End Choose between R or L (R/L) for the desired end bar | ELV3S_3040R/L_ | 30" (735mm) Right and Left End | 4.2 | 498 | 119 |
| | | | ELV3S_4840R/L_ | 48" (1219mm) Right and Left End | 7.0 | 830 | 119 |
| | | | ELV3S_6040R/L_ | 60" (1524mm) Right and Left End | 9.7 | 1162 | 120 |
| | | | ELV3S_6740R/L_ | 67" (1708mm) Right and Left End | 9.7 | 1162 | 120 |
| | 5000K | Center Bars | ELV3S_3050C_ | 30" (735mm) Center | 5.6 | 792 | 141 |
| | | | ELV3S_4850C_ | 48" (1219mm) Center | 9.7 | 1386 | 143 |
| | | | ELV3S_6040C_ | 60" (1524mm) Center | 12.5 | 1782 | 143 |
| | | | ELV3S_6750C_ | 67" (1708mm) Center | 13.9 | 1979 | 142 |
| Right or Left End Choose between R or L (R/L) for the desired end bar | | ELV3S_3050R/L_ | 30" (735mm) Right and Left End | 4.2 | 508 | 121 | |
| | | ELV3S_4850R/L_ | 48" (1219mm) Right and Left End | 7.0 | 846 | 121 | |
| | | ELV3S_6050R/L_ | 60" (1524mm) Right and Left End | 9.7 | 1185 | 122 | |
| | | ELV3S_6750R/L_ | 67" (1708mm) Right and Left End | 9.7 | 1185 | 122 | |

Typical DC Watts. To convert to AC Watts, divide by LED driver efficiency.

Immersion™ Elite

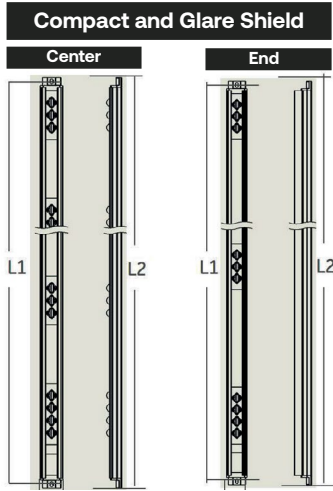
Refrigerated Display Cases

Project Name _____

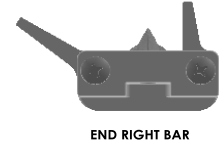
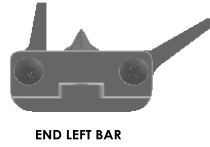
Date _____ Type _____

Notes _____

Immersion™ Elite



Glare Shield



Compact



Product Information

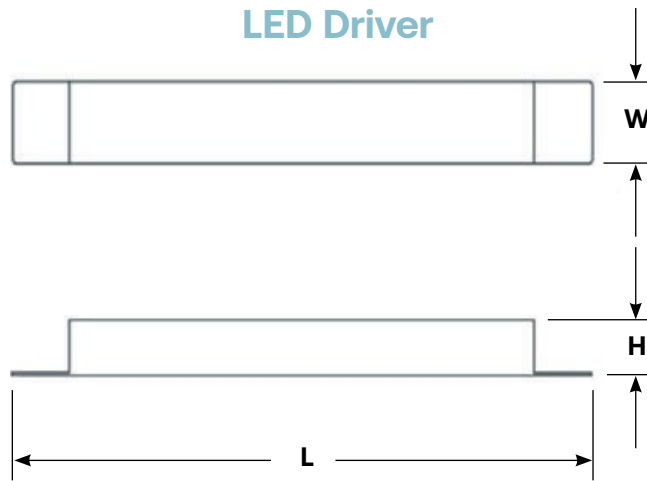
| Length in Inches (mm) | L1: Slot to Slot Length in Inches (mm) | L2: Total Bar Length in inches (mm) |
|-----------------------|--|-------------------------------------|
| 30" | 27.2 (691.4) | 27.5 (699.4) |
| 48" | 46.4 (1179.6) | 46.8 (1187.5) |
| 60" | 58.3 (1480.3) | 58.6 (1488.3) |
| 67" | 65.4 (1660.7) | 65.7 (1668.7) |
| 73" (Eco Bars only) | 73.1 (1855.8) | 73.4 (1863.8) |

| | Width in Inches (mm) | Height in Inches (mm) |
|------------------------|----------------------|-----------------------|
| Compact Center Bar | 1 (25.2) | 0.71 (17.93) |
| Compact End Bar | 1 (25.2) | 0.82 (20.94) |
| Glareshield Center Bar | 1.8 (46.32) | 0.71 (17.93) |
| Glareshield End Bar | 1.6 (41.48) | 0.93 (23.53) |

LED Driver Performance Data

| | GEPS6100NCCON-SY; 24V-100W Product Code: 13798 | GELP24-100U-GLX; 24V-100W Product Code: 93077673G | GEPS24D-100U-NA; 24V-100W Product Code: 93159243 | GEPS24D-60U-GLX; 24V-60W Product Code: 93159242 |
|---------------------------|---|--|---|--|
| Dimming | Yes (Step - Contact Input) | No | Yes (0-10V) | Yes (0-10V) |
| Output Power (Watts) | 96 | 96 | 60 | 60 |
| Input Voltage (VAC) | 120-240V | 120-277V | 120-277V | 120-277V |
| Input Line Frequency (Hz) | 50/60 | 50/60 | 50/60 | 50/60 |
| Length | 10.7 inch (273mm) | 9.5 inch (241mm) | 9.5 inch (241mm) | 5.8 inch (148.2mm) |
| Width | 1.7 inch (43mm) | 1.7 inch (43mm) | 1.7 inch (43mm) | 1.8 inch (45.6mm) |
| Height | 1.1 inch (28mm) | 1.0 inch (25.4mm) | 1.0 inch (25.4mm) | 1.0 inch (25.4mm) |

Refer to Power Supply Guide on website for detailed information on Immersion Power Supplies



Immersion™ Elite Accessory

| Product Code | Product Description | Item Description |
|--------------|---------------------|-------------------------------|
| 93034656 | GE-CV-ELITE | Elite Wire Cover (10 per box) |

Wire Cover Dimensions (mm)

