



NORMAN LAMPS, INC.

FLUORESCENT TUBE CATALOG

MANUFACTURING • STOCKING • DISTRIBUTION

STRAIGHT TUBES

T-2
T-4
T-5
T-6
T-8
T-9
T-10
T-12

EUROPEAN

CIRCULAR TUBES

T-5 CIRCULAR
T-9 CIRCULAR

U-BENT TUBES

T-6
T-8
T-10
T-12

STRAIGHT TUBES | CIRCULAR TUBES | U-BENT TUBES

SHATTER PROTECTED TUBES

FLUORESCENT STARTERS | BALLASTS



T-2 Fluorescent Tubes



W4.3 Base Type, Ultra-Slim™ Tube, High Output, 20,000 Life Hours

Part Number (#)	Watts (w)	Length (mol)	Color Temp. (k)	Brand (mfg)	Cross Reference & Trade Names (#'s)	Case (pcs)	Price (ea)
F6T2-WW	6	8.6"	2700	NLI	FM6/827 Osram™	20	6.50
F6T2-CW	6	8.6"	4100	NLI	FM6/841 Osram™	20	6.50
F6T2-D	6	8.6"	6400	NLI	FM6/864 Osram™	20	6.50
F8T2-WW	8	12.6"	2700	NLI	FM8/827 Osram™	20	6.50
F8T2-CW	8	12.6"	4100	NLI	FM8/841 Osram™	20	6.50
F8T2-D	8	12.6"	6400	NLI	FM8/864 Osram™	20	6.50
F11T2-WW	11	16.6"	2700	NLI	FM11/827 Osram™	20	7.50
F11T2-CW	11	16.6"	4100	NLI	FM11/841 Osram™	20	7.50
F11T2-D	11	16.6"	6400	NLI	FM11/864 Osram™	20	7.50
F13T2-WW	13	20.6"	2700	NLI	FM13/827 Osram™	20	7.50
F13T2-CW	13	20.6"	4100	NLI	FM13/841 Osram™	20	7.50
F13T2-D	13	20.6"	6400	NLI	FM13/864 Osram™	20	7.50

Norman Lamps, Inc. maintains one of the largest on hand inventories of fluorescent tubes in America. We stock large quantities of common and hard to find fluorescent tubes in major brands as well as a vast line of value priced imports known as *Pro-start™*.

We have the fluorescent tube lamps you need, in stock and ready to ship, often at prices lower than that of the majors direct.

No order minimums to meet and no back order delays. www.normanlamps.com

All lamps listed in this catalog can be supplied with a shatter protected coating. *TUFF-COAT™* containment process, developed by Norman Lamps, Inc., securely contains glass, phosphors, and mercury in the event of breakage. *TUFF-COAT™* is warranted to perform for the entire life of the lamp. www.tuffcoatlamps.com



Norman Lamps, Inc. • 1-800-992-8020 USA • 1-866-482-3916 FAX • dan@normanlamps.com

T-4 Fluorescent Tubes

G-5 Base Type, 2-Pin, 12,000 Life Hours



Part Number (#)	Watts (w)	Length (mol)	Color Temp. (k)	Brand (mfg)	Cross Reference & Trade Names (#'s)	Case (pcs)	Price (ea)
F6T4-WW/9.8	6	9.8"	2700	NLI	Pro-start™	50	4.00
F6T4-CW	6	8.6"	4100	NLI	Pro-start™	50	4.00
F6T4-CW/9.8	6	9.8"	4100	NLI	Pro-start™	50	4.00
F6T4-D/9.8	6	9.8"	6400	NLI	Pro-start™	50	4.00
F8T4-WW/13.2	8	13.2"	2700	NLI	Pro-start™	50	4.00
F8T4-CW	8	10.5"	4100	NLI	Pro-start™	50	4.00
F8T4-CW/13.2	8	13.2"	4100	NLI	Pro-start™	50	4.00
F8T4-D/13.2	8	13.2"	6400	NLI	Pro-start™	50	4.00
F10T4-WW/12.2	10	12.2"	2700	NLI	Pro-start™	50	4.00
F10T4-CW	10	13.4"	4100	NLI	Pro-start™	50	4.00
F10T4-CW/12.2	10	12.2"	4100	NLI	Pro-start™	50	4.00
F10T4-D/12.2	10	12.2"	6400	NLI	Pro-start™	50	4.00
F12T4-WW/17	12	17"	2700	NLI	Pro-start™	50	4.50
F12T4-CW/17	12	17"	4100	NLI	Pro-start™	50	4.50
F12T4-D/17	12	17"	6400	NLI	Pro-start™	50	4.50
F14T4-WW/18.83	14	18.83"	2700	NLI	Pro-start™	50	5.00
F14T4-CW/18.83	14	18.83"	4100	NLI	Pro-start™	50	5.00
F14T4-D/18.83	14	18.83"	6400	NLI	Pro-start™	50	5.00
F16T4-WW/17	16	17"	2700	NLI	Pro-start™	50	5.00
F16T4-WW/18.8	16	18.8"	2700	NLI	Pro-start™	50	5.00
F16T4-CW	16	18.4"	4100	NLI	Pro-start™	50	5.00
F16T4-CW/17	16	17"	4100	NLI	Pro-start™	50	5.00
F16T4-CW/18.8	16	18.8"	4100	NLI	Pro-start™	50	5.00
F16T4-D/17	16	17"	6400	NLI	Pro-start™	50	5.00
F16T4-D/18.8	16	18.8"	6400	NLI	Pro-start™	50	5.00
F18T4-WW/19.3	18	19.3"	2700	NLI	Pro-start™	50	6.50
F18T4-WW/19.5	18	19.5"	2700	NLI	Pro-start™	50	6.50
F18T4-CW	18	19.3"	4100	NLI	Pro-start™	50	6.50
F18T4-CW/19.5	18	19.5"	4100	NLI	Pro-start™	50	6.50
F18T4-D/19.3	18	19.3"	6400	NLI	Pro-start™	50	6.50
F18T4-D/19.5	18	19.5"	6400	NLI	Pro-start™	50	6.50

Norman Lamps, Inc. maintains one of the largest on hand inventories of fluorescent tubes in America. We stock large quantities of common and hard to find fluorescent tubes in major brands as well as a vast line of value priced imports known as *Pro-start™*.

We have the fluorescent tube lamps you need, in stock and ready to ship, often at prices lower than that of the majors direct.

No order minimums to meet and no back order delays. www.normanlamps.com

All lamps listed in this catalog can be supplied with a shatter protected coating. *TUFF-COAT™* containment process, developed by Norman Lamps, Inc., securely contains glass, phosphors, and mercury in the event of breakage. *TUFF-COAT™* is warranted to perform for the entire life of the lamp. www.tuffcoatlamps.com



Norman Lamps, Inc. • 1-800-992-8020 USA • 1-866-482-3916 FAX • dan@normanlamps.com

T-4 Fluorescent Tubes

G-5 Base Type, 2-Pin, 12,000 Life Hours



Part Number (#)	Watts (w)	Length (mol)	Color Temp. (k)	Brand (mfg)	Cross Reference & Trade Names (#'s)	Case (pcs)	Price (ea)
F20T4-WW/20.5	20	20.5"	2700	NLI	Pro-start™	50	6.50
F20T4-WW/22.25	20	22.25"	2700	NLI	Pro-start™	50	6.50
F20T4-CW	20	22"	4100	NLI	Pro-start™	50	6.50
F20T4-CW/20.5	20	20.5"	4100	NLI	Pro-start™	50	6.50
F20T4-D/20.5	20	20.5"	6400	NLI	Pro-start™	50	6.50
F22T4-WW/28.63	22	28.63"	2700	NLI	Pro-start™	50	6.50
F22T4-CW/28.63	22	28.63"	4100	NLI	Pro-start™	50	6.50
F22T4-D/28.63	22	28.63"	6400	NLI	Pro-start™	50	6.50
F24T4-WW	24	34"	2700	NLI	Pro-start™	50	6.50
F24T4-CW	24	34"	4100	NLI	Pro-start™	50	6.50
F24T4-D	24	34"	6400	NLI	Pro-start™	50	6.50
F24T4-RED	24	34"	RED	NLI	Pro-start™	50	8.00
F24T4-GREEN	24	34"	GREEN	NLI	Pro-start™	50	8.00
F24T4-YELLOW	24	34"	YELLOW	NLI	Pro-start™	50	8.00
F24T4-BLUE	24	34"	BLUE	NLI	Pro-start™	50	8.00
F26T4-WW/40	26	40"	2700	NLI	Pro-start™	50	7.00
F26T4-CW/40	26	40"	4100	NLI	Pro-start™	50	7.00
F26T4-D/40	26	40"	6400	NLI	Pro-start™	50	7.00
F28T4-WW/45.6	28	45.6"	2700	NLI	Pro-start™	50	7.00
F28T4-CW/45.6	28	45.6"	4100	NLI	Pro-start™	50	7.00
F28T4-D/45.6	28	45.6"	6400	NLI	Pro-start™	50	7.00
F30T4-WW/30	30	30"	3400	NLI	Pro-start™; Special	50	8.50

Norman Lamps, Inc. maintains one of the largest on hand inventories of fluorescent tubes in America. We stock large quantities of common and hard to find fluorescent tubes in major brands as well as a vast line of value priced imports known as *Pro-start™*.

We have the fluorescent tube lamps you need, in stock and ready to ship, often at prices lower than that of the majors direct.

No order minimums to meet and no back order delays. www.normanlamps.com

All lamps listed in this catalog can be supplied with a shatter protected coating. *TUFF-COAT™* containment process, developed by Norman Lamps, Inc., securely contains glass, phosphors, and mercury in the event of breakage. *TUFF-COAT™* is warranted to perform for the entire life of the lamp. www.tuffcoatlamps.com



Norman Lamps, Inc. • 1-800-992-8020 USA • 1-866-482-3916 FAX • dan@normanlamps.com

T-5 Fluorescent Tubes

G-5 Base Type, 2-Pin, 10,000 Life Hours



Part Number (#)	Watts (w)	Length (mol)	Color Temp. (k)	Brand (mfg)	Cross Reference & Trade Names (#'s)	Case (pcs)	Price (ea)
F4T5-WW	4	6"	2700	NLI	Pro-start™	10	1.10
F4T5-CW	4	6"	4100	NLI	Pro-start™	10	1.10
F4T5-D	4	6"	6400	NLI	Pro-start™	10	1.10
F4T5-BL	4	6"	Ultraviolet	NLI	Pro-start™; Blacklight; BF-85 Flowtron	10	1.50
F4T5-BLB 	4	6"	Ultraviolet	NLI	Pro-start™; Blacklight Blue	10	2.25
F6T5-WW	6	9"	2700	NLI	Pro-start™	10	1.10
F6T5-CW	6	9"	4100	NLI	Pro-start™	10	1.10
F6T5-D	6	9"	6400	NLI	Pro-start™	10	1.10
F6T5-BL	6	9"	Ultraviolet	NLI	Pro-start™; Blacklight	10	1.75
F6T5-BLB 	6	9"	Ultraviolet	NLI	Pro-start™; Blacklight Blue	10	2.25
F8T5-WW	8	12"	2700	NLI	Pro-start™	10	1.10
F8T5-CW	8	12"	4100	NLI	Pro-start™	10	1.10
F8T5-D	8	12"	6400	NLI	Pro-start™	10	1.10
F8T5-BL	8	12"	Ultraviolet	NLI	Pro-start™; Blacklight; BF-125 Flowtron	10	1.95
F8T5-BLB 	8	12"	Ultraviolet	NLI	Pro-start™; Blacklight Blue	10	2.25
F10T5-CW	10	16 $\frac{3}{8}$ "	4200	NLI	Pro-start™; Special	25	8.50
F11T5-CW	11	17"	4100	NLI	Pro-start™; Special	50	12.50
F13T5-WW	13	21"	2700	NLI	Pro-start™	10	2.25
F13T5-CW	13	21"	4100	NLI	Pro-start™	10	2.25
F13T5-D	13	21"	6400	NLI	Pro-start™	10	2.25
F14W/T5/830/ECO	14	22.1"	3000	GE	Ecolux™; Starcoat™	40	P.O.R.
F14W/T5/835/ECO	14	22.1"	3500	GE	Ecolux™; Starcoat™	40	P.O.R.
F14W/T5/841/ECO	14	22.1"	4100	GE	Ecolux™; Starcoat™	40	P.O.R.
F14W/T5/850/ECO	14	22.1"	5000	GE	Ecolux™; Starcoat™	40	P.O.R.
F14W/T5/865/ECO	14	22.1"	6500	GE	Ecolux™; Starcoat™	40	P.O.R.
F14T5/830/ALTO	14	22.1"	3000	Philips	Silhouette™	40	P.O.R.
F14T5/835/ALTO	14	22.1"	3500	Philips	Silhouette™	40	P.O.R.
F14T5/841/ALTO	14	22.1"	4100	Philips	Silhouette™	40	P.O.R.
FP14/830/ECO	14	22.1"	3000	Sylvania	Pentron™	40	P.O.R.
FP14/835/ECO	14	22.1"	3500	Sylvania	Pentron™	40	P.O.R.
FP14/841/ECO	14	22.1"	4100	Sylvania	Pentron™	40	P.O.R.
F18T5-CW/23.5	18	23.5"	4100	NLI	Pro-start™; Nora™	10	P.O.R.

All lamps listed in this catalog can be supplied with a shatter protected coating. *TUFF-COAT™* containment process, developed by Norman Lamps, Inc., securely contains glass, phosphors, and mercury in the event of breakage. *TUFF-COAT™* is warranted to perform for the entire life of the lamp. www.tuffcoatlamps.com



T-5 Fluorescent Tubes

G-5 Base Type, 2-Pin, 16,000 Life Hours



Part Number (#)	Watts (w)	Length (mol)	Color Temp. (k)	Brand (mfg)	Cross Reference & Trade Names (#'s)	Case (pcs)	Price (ea)
F18T5/CW/RS	18	30"	4200	NLI	Osram 20909; Aircraft use; SM Base	10	P.O.R.
F18T5/WW/RS	18	30"	3000	NLI	Osram 20911; Aircraft use; SM Base	10	P.O.R.
F21W/T5/830/ECO	21	34"	3000	GE	Ecolux™; Starcoat™	40	P.O.R.
F21W/T5/835/ECO	21	34"	3500	GE	Ecolux™; Starcoat™	40	P.O.R.
F21W/T5/841/ECO	21	34"	4100	GE	Ecolux™; Starcoat™	40	P.O.R.
F21W/T5/850/ECO	21	34"	5000	GE	Ecolux™; Starcoat™	40	P.O.R.
F21W/T5/865/ECO	21	34"	6500	GE	Ecolux™; Starcoat™	40	P.O.R.
F21T5/830	21	34"	3000	Philips	Silhouette™	40	P.O.R.
F21T5/835	21	34"	3500	Philips	Silhouette™	40	P.O.R.
F21T5/841	21	34"	4100	Philips	Silhouette™	40	P.O.R.
FP21/830	21	34"	3000	Sylvania	Pentron™	40	P.O.R.
FP21/835	21	34"	3500	Sylvania	Pentron™	40	P.O.R.
FP21/841	21	34"	4100	Sylvania	Pentron™	40	P.O.R.
F24W/T5/830/ECO	24	22"	3000	GE	Ecolux™; Starcoat™	40	P.O.R.
F24W/T5/835/ECO	24	22"	3500	GE	Ecolux™; Starcoat™	40	P.O.R.
F24W/T5/841/ECO	24	22"	4100	GE	Ecolux™; Starcoat™	40	P.O.R.
F24W/T5/850/ECO	24	22"	5000	GE	Ecolux™; Starcoat™	40	P.O.R.
F24W/T5/865/ECO	24	22"	6500	GE	Ecolux™; Starcoat™	40	P.O.R.
F24T5/830	24	22"	3000	Philips	Silhouette™	40	P.O.R.
F24T5/835	24	22"	3500	Philips	Silhouette™	40	P.O.R.
F24T5/841	24	22"	4100	Philips	Silhouette™	40	P.O.R.
FP24/830	24	22"	3000	Sylvania	Pentron™	40	P.O.R.
FP24/835	24	22"	3500	Sylvania	Pentron™	40	P.O.R.
FP24/841	24	22"	4100	Sylvania	Pentron™	40	P.O.R.
F28W/T5/830/ECO	28	45.2"	3000	GE	Ecolux™; Starcoat™	40	P.O.R.
F28W/T5/835/ECO	28	45.2"	3500	GE	Ecolux™; Starcoat™	40	P.O.R.
F28W/T5/841/ECO	28	45.2"	4100	GE	Ecolux™; Starcoat™	40	P.O.R.
F28W/T5/850/ECO	28	45.2"	5000	GE	Ecolux™; Starcoat™	40	P.O.R.
F28W/T5/865/ECO	28	45.2"	6500	GE	Ecolux™; Starcoat™	40	P.O.R.
F28T5/830	28	45.2"	3000	Philips	Silhouette™	40	P.O.R.
F28T5/835	28	45.2"	3500	Philips	Silhouette™	40	P.O.R.
F28T5/841	28	45.2"	4100	Philips	Silhouette™	40	P.O.R.

All lamps listed in this catalog can be supplied with a shatter protected coating. *TUFF-COAT™* containment process, developed by Norman Lamps, Inc., securely contains glass, phosphors, and mercury in the event of breakage. *TUFF-COAT™* is warranted to perform for the entire life of the lamp. www.tuffcoatlamps.com



Norman Lamps, Inc. • 1-800-992-8020 USA • 1-866-482-3916 FAX • dan@normanlamps.com

T-5 Fluorescent Tubes

G-5 Base Type, 2-Pin, 16,000 Life Hours



Part Number (#)	Watts (w)	Length (mol)	Color Temp. (k)	Brand (mfg)	Cross Reference & Trade Names (#'s)	Case (pcs)	Price (ea)
FP28/830	28	45.2"	3000	Sylvania	Pentron™	40	P.O.R.
FP28/835	28	45.2"	3500	Sylvania	Pentron™	40	P.O.R.
FP28/835/PM	28	45.2"	3500	Sylvania	Pentron™; High Performance	40	P.O.R.
FP28/841	28	45.2"	4100	Sylvania	Pentron™	40	P.O.R.
FP28/841/PM	28	45.2"	4100	Sylvania	Pentron™; High Performance	40	P.O.R.
F35W/T5/830/ECO	35	57.6"	3000	GE	Ecolux™; Starcoat™	40	P.O.R.
F35W/T5/835/ECO	35	57.6"	3500	GE	Ecolux™; Starcoat™	40	P.O.R.
F35W/T5/841/ECO	35	57.6"	4100	GE	Ecolux™; Starcoat™	40	P.O.R.
F35W/T5/850/ECO	35	57.6"	5000	GE	Ecolux™; Starcoat™	40	P.O.R.
F35W/T5/865/ECO	35	57.6"	6500	GE	Ecolux™; Starcoat™	40	P.O.R.
F35T5/830	35	57.6"	3000	Philips	Silhouette™	40	P.O.R.
F35T5/835	35	57.6"	3500	Philips	Silhouette™	40	P.O.R.
F35T5/841	35	57.6"	4100	Philips	Silhouette™	40	P.O.R.
FP35/830	35	57.6"	3000	Sylvania	Pentron™	40	P.O.R.
FP35/835	35	57.6"	3500	Sylvania	Pentron™	40	P.O.R.
FP35/841	35	57.6"	4100	Sylvania	Pentron™	40	P.O.R.
F39W/T5/830/ECO	39	34"	3000	GE	Ecolux™; Starcoat™	40	P.O.R.
F39W/T5/835/ECO	39	34"	3500	GE	Ecolux™; Starcoat™	40	P.O.R.
F39W/T5/841/ECO	39	34"	4100	GE	Ecolux™; Starcoat™	40	P.O.R.
F39W/T5/850/ECO	39	34"	5000	GE	Ecolux™; Starcoat™	40	P.O.R.
F39W/T5/865/ECO	39	34"	6500	GE	Ecolux™; Starcoat™	40	P.O.R.
FP39/830/HO	39	34"	3000	Sylvania	Pentron™	40	P.O.R.
FP39/835/HO	39	34"	3500	Sylvania	Pentron™	40	P.O.R.
FP39/841/HO	39	34"	4100	Sylvania	Pentron™	40	P.O.R.
F54W/T5/830/ECO	54	48"	3000	GE	Ecolux™; Starcoat™	40	P.O.R.
F54W/T5/835/ECO	54	48"	3500	GE	Ecolux™; Starcoat™	40	P.O.R.
F54W/T5/841/ECO	54	48"	4100	GE	Ecolux™; Starcoat™	40	P.O.R.
F54W/T5/850/ECO	54	48"	5000	GE	Ecolux™; Starcoat™	40	P.O.R.
F54W/T5/865/ECO	54	48"	6500	GE	Ecolux™; Starcoat™	40	P.O.R.
F54T5/BL/HO	54	48"	Ultraviolet	NLI	Pro-start™ Exclusive; Blacklight	25	18.50

All lamps listed in this catalog can be supplied with a shatter protected coating. *TUFF-COAT™* containment process, developed by Norman Lamps, Inc., securely contains glass, phosphors, and mercury in the event of breakage. *TUFF-COAT™* is warranted to perform for the entire life of the lamp. www.tuffcoatlamps.com



Norman Lamps, Inc. • 1-800-992-8020 USA • 1-866-482-3916 FAX • dan@normanlamps.com

T-5 Fluorescent Tubes

G-5 Base Type, 2-Pin, 16,000 Life Hours



Part Number (#)	Watts (w)	Length (mol)	Color Temp. (k)	Brand (mfg)	Cross Reference & Trade Names (#'s)	Case (pcs)	Price (ea)
F54T5/830/HO	54	48"	3000	Philips	Silhouette™	40	P.O.R.
F54T5/835/HO	54	48"	3500	Philips	Silhouette™	40	P.O.R.
F54T5/841/HO	54	48"	4100	Philips	Silhouette™	40	P.O.R.
F54T5/850/HO	54	48"	5000	Philips	Silhouette™	40	P.O.R.
F54T5/865/HO	54	48"	6500	Philips	Silhouette™	40	P.O.R.
FP54/830/HO	54	48"	3000	Sylvania	Pentron™	40	P.O.R.
FP54/835/HO	54	48"	3500	Sylvania	Pentron™	40	P.O.R.
FP54/841/HO	54	48"	4100	Sylvania	Pentron™	40	P.O.R.
FP54/850/HO	54	48"	5000	Sylvania	Pentron™	40	P.O.R.
FP54/865/HO	54	48"	6500	Sylvania	Pentron™	40	P.O.R.
F80W/T5/830/ECO	80	57.6"	3000	GE	Ecolux™, Starcoat™	40	P.O.R.
F80W/T5/835/ECO	80	57.6"	3500	GE	Ecolux™, Starcoat™	40	P.O.R.
F80W/T5/841/ECO	80	57.6"	4100	GE	Ecolux™, Starcoat™	40	P.O.R.
F80W/T5/850/ECO	80	57.6"	5000	GE	Ecolux™, Starcoat™	40	P.O.R.
F80W/T5/865/ECO	80	57.6"	6500	GE	Ecolux™, Starcoat™	40	P.O.R.
FP80/835/HO/ECO	80	57.6"	3500	Sylvania	Pentron™	40	P.O.R.
FP80/841/HO/ECO	80	57.6"	4100	Sylvania	Pentron™	40	P.O.R.

T-6 Fluorescent Tubes

Fa8 Base Type, Single Pin; 16,000 Life Hours



Part Number (#)	Watts (w)	Length (mol)	Color Temp. (k)	Brand (mfg)	Cross Reference & Trade Names (#'s)	Case (pcs)	Price (ea)
F42T6-WW	25	42"	3000	Sylvania	Slimline; Single Pin (Fa8 Base)	24	P.O.R.
F42T6/D35	25	42"	3500	Sylvania	Slimline; Single Pin (Fa8 Base)	24	P.O.R.
F42T6-CW	25	42"	4100	Sylvania	Slimline; Single Pin (Fa8 Base)	24	P.O.R.
F64T6-WW	40	62"	3000	Sylvania	Slimline; Single Pin (Fa8 Base)	24	P.O.R.
F64T6-CW	40	62"	4100	Sylvania	Slimline; Single Pin (Fa8 Base)	24	P.O.R.

All lamps listed in this catalog can be supplied with a shatter protected coating. *TUFF-COAT™* containment process, developed by Norman Lamps, Inc., securely contains glass, phosphors, and mercury in the event of breakage. *TUFF-COAT™* is warranted to perform for the entire life of the lamp. www.tuffcoatlamps.com



Norman Lamps, Inc. • 1-800-992-8020 USA • 1-866-482-3916 FAX • dan@normanlamps.com

T-8 Fluorescent Tubes

G-13 Base Type, 2-Pin, 16,000 Life Hours



Part Number (#)	Watts (w)	Length (mol)	Color Temp. (k)	Brand (mfg)	Cross Reference & Trade Names (#'s)	Case (pcs)	Price (ea)
F10T8-WW	10	13.5"	3000	NLI	Pro-start™; FL10WW	25	6.50
F10T8-CW	10	13.5"	4100	NLI	Pro-start™; FL10CW	25	3.50
F10T8-D	10	13.5"	6400	NLI	Pro-start™; FL10D	25	4.50
F10T8-BL	10	13.5"	Ultraviolet	NLI	Pro-start™; Blacklight	25	8.50
F10T8-BLB 	10	13.5"	Ultraviolet	NLI	Pro-start™; Blacklight Blue	25	8.50
F13T8-WW	13	11.75"	3000	NLI	Pro-start™	25	4.50
F13T8-CW	13	11.75"	4100	NLI	Pro-start™; F13.5T8-CW	25	3.50
F13T8-D	13	11.75"	6400	NLI	Pro-start™	25	3.50
FO13/735/ECO	13	18"	3500	Sylvania	Octron™	30	8.75
FO13/865/XP/ECO	13	18"	6500	Sylvania	Octron™; Extended Performance™	30	8.75
F14T8-WW	14	14.75"	3000	NLI	Pro-start™	25	3.00
F14T8-CW	14	14.75"	4100	NLI	Pro-start™	25	2.50
F14T8-D	14	14.75"	6400	NLI	Pro-start™	25	3.00
FO14/950/20	14	20"	5000	Sylvania	Octron™; Designer 900™	30	13.50
F15T8-WW	15	18"	3000	NLI	Pro-start™	25	2.75
F15T8-CW	15	18"	4100	NLI	Pro-start™	25	1.75
F15T8-D	15	18"	6400	NLI	Pro-start™	25	2.75
F15T8-BL	15	18"	Ultraviolet	NLI	Pro-start™; F15T8/350BL; BF-205	25	4.50
F15T8-BLB 	15	18"	Ultraviolet	NLI	Pro-start™; Blacklight Blue	25	4.50
F15T8/350BL	15	18"	Ultraviolet	Sylvania	Sylvania; F15T8-BL; BF-205	24	7.50
F15T8/D30	15	18"	3000	Sylvania	Sylvania; Designer™	24	8.50
F15T8/D35	15	18"	3500	Sylvania	Sylvania, Designer™	24	8.50
F15T8/D50	15	18"	5000	Sylvania	Sylvania; Designer™	24	8.50
F15T8/GROW	15	18"	Purple	Sylvania	Grow Light; F15T8/GRO/AQ/RP	24	10.50
F17T8/ADV841	17	24"	4100	Philips	Advantage™	25	P.O.R.
F17T8/ADV850	17	24"	5000	Philips	Advantage™	25	P.O.R.
F17T8/CW/28	17	28"	4100	Philips	Advantage™; Special 28" Length	24	P.O.R.
F17T8/SP35/ECO	17	24"	3500	GE	Ecolux™; Starcoat™	24	P.O.R.
F17T8/SP41/ECO	17	24"	4100	GE	Ecolux™; Starcoat™	24	P.O.R.

All lamps listed in this catalog can be supplied with a shatter protected coating. *TUFF-COAT™* containment process, developed by Norman Lamps, Inc., securely contains glass, phosphors, and mercury in the event of breakage. *TUFF-COAT™* is warranted to perform for the entire life of the lamp. www.tuffcoatlamps.com




Norman Lamps, Inc. • 1-800-992-8020 USA • 1-866-482-3916 FAX • dan@normanlamps.com

T-8 Fluorescent Tubes

G-13 Base Type, 2-Pin, 16,000 Life Hours



Part Number (#)	Watts (w)	Length (mol)	Color Temp. (k)	Brand (mfg)	Cross Reference & Trade Names (#'s)	Case (pcs)	Price (ea)
F17T8/TL835	17	24"	3500	Philips	Alto™	25	P.O.R.
F17T8/TL841	17	24"	4100	Philips	Alto™	25	P.O.R.
F17T8/XL/SPX41	17	24"	4100	GE	Ecolux™; Starcoat™	25	P.O.R.
F17T8/XL/SPX65	17	24"	6500	GE	Ecolux™; Starcoat™	25	P.O.R.
FO17/730/ECO	18	24"	3000	Sylvania	Octron™	30	P.O.R.
FO17/735/ECO	18	24"	3500	Sylvania	Octron™	30	P.O.R.
FO17/741/ECO	18	24"	4100	Sylvania	Octron™	30	P.O.R.
FO17/830/XP/ECO	18	24"	3000	Sylvania	Octron™; Extended Performance™	30	P.O.R.
FO17/835/XP/ECO	18	24"	3500	Sylvania	Octron™; Extended Performance™	30	P.O.R.
FO17/841/XP/ECO	18	24"	4100	Sylvania	Octron™; Extended Performance™	30	P.O.R.
FO17/850/XP/ECO	18	24"	5000	Sylvania	Octron™; Extended Performance™	30	P.O.R.
FO17/865/XP/ECO	18	24"	6500	Sylvania	Octron™; Extended Performance™	30	P.O.R.
FO17/950/24	18	24"	5000	Sylvania	Octron™, 90 C.R.I.	30	P.O.R.
F18T8-WW	18	24"	3000	NLI	Pro-start™; F18T8/WW/24	25	4.50
F18T8-CW	18	24"	4100	NLI	Pro-start™; F18T8/CW/24	25	4.50
F18T8/CW/24	18	24"	4100	NLI	Pro-start™; F18T8-CW; F24T8/CW/4	25	4.50
F18T8/CW/26	18	26"	4100	NLI	Pro-start™; F26T8/CW/4	25	4.50
F18T8/CW/28	18	28"	4100	NLI	Pro-start™; F28T8/CW/4	25	4.50
F18T8/CW/30	18	30"	4100	NLI	Pro-start™; F30T8/CW/4	25	4.50
F18T8/D/K26	18	26"	6400	Sylvania	Specialty Appliance Tube, Daylight	24	P.O.R.
F20T8-BLB 	20	24"	Ultraviolet	NLI	Pro-start™; Blacklight Blue	25	8.50
FO21/950/30	21	30"	5000	Sylvania	Octron™	30	10.50
FO21/865/XP/ECO	21	30"	6500	Sylvania	Octron™; Extended Performance™	30	10.50
F24T8/CW/4	18	24"	4100	GE	Appliance Tube; F18; F18T8-CW	6	P.O.R.
F26T8/CW/4	19	26"	4100	GE	Appliance Tube; F19; F18T8/CW/26	6	P.O.R.
F28T8/CW/4	19	28"	4100	GE	Appliance Tube; F19; F18T8/CW/28	6	P.O.R.
F30T8/CW/4	19	30"	4100	GE	Appliance Tube; F19; F18T8/CW/30	6	P.O.R.
F25T8-BL	25	18"	Ultraviolet	NLI	Pro-start™; Blacklight; F25T8/350BL/18	25	6.50
F25T8/350BL/18	25	18"	Ultraviolet	Sylvania	Sylvania; F25T8-BL; Flowtron™ BF-75	24	8.50

All lamps listed in this catalog can be supplied with a shatter protected coating. *TUFF-COAT™* containment process, developed by Norman Lamps, Inc., securely contains glass, phosphors, and mercury in the event of breakage. *TUFF-COAT™* is warranted to perform for the entire life of the lamp. www.tuffcoatlamps.com



Norman Lamps, Inc. • 1-800-992-8020 USA • 1-866-482-3916 FAX • dan@normanlamps.com

T-8 Fluorescent Tubes

G-13 Base Type, 2-Pin, 16,000 Life Hours



Part Number (#)	Watts (w)	Length (mol)	Color Temp. (k)	Brand (mfg)	Cross Reference & Trade Names (#'s)	Case (pcs)	Price (ea)
F25T8/TL835	25	36"	3500	Philips	Alto II™	25	P.O.R.
F25T8/TL841	25	36"	4100	Philips	Alto II™	25	P.O.R.
F25T8/SP35	25	36"	3500	GE	Ecolux™; Starcoat™	24	P.O.R.
F25T8/SP41	25	36"	4100	GE	Ecolux™; Starcoat™	24	P.O.R.
FO25/730/ECO	25	36"	3000	Sylvania	Octron™	30	P.O.R.
FO25/735/ECO	25	36"	3500	Sylvania	Octron™	30	P.O.R.
FO25/741/ECO	25	36"	4100	Sylvania	Octron™	30	P.O.R.
FO25/830/XP/ECO	25	36"	3000	Sylvania	Octron™; Extended Performance™	30	P.O.R.
FO25/835/XP/ECO	25	36"	3500	Sylvania	Octron™; Extended Performance™	30	P.O.R.
FO25/841/XP/ECO	25	36"	4100	Sylvania	Octron™; Extended Performance™	30	P.O.R.
FO25/850/XP/ECO	25	36"	5000	Sylvania	Octron™; Extended Performance™	30	P.O.R.
FO25/865/XP/ECO	25	36"	6500	Sylvania	Octron™; Extended Performance™	30	P.O.R.
FO25/950/36	25	36"	5000	Sylvania	Octron™; Designer 900™	30	P.O.R.
FO28/835/XP/SS	28	48"	3500	Sylvania	Octron™; Extended Performance™	30	P.O.R.
FO28/841/XP/SS	28	48"	4100	Sylvania	Octron™; Extended Performance™	30	P.O.R.
FO28/850/XP/SS	28	48"	5000	Sylvania	Octron™; Extended Performance™	30	P.O.R.
FO28/950/40	28	40"	5000	Sylvania	Octron™; Designer 900™	30	P.O.R.
F30T8-WW	30	36"	3000	NLI	Pro-start™	24	3.50
F30T8-CW	30	36"	4100	NLI	Pro-start™	24	3.50
F30T8-D	30	36"	6400	NLI	Pro-start™	24	3.50
F30T8-BL	30	36"	Ultraviolet	NLI	Pro-start™; F30T8/350BL	24	6.50
F30T8-BLB	30	36"	Ultraviolet	NLI	Pro-start™; Blacklight Blue	24	7.50
F30T8/350BL	30	36"	Ultraviolet	Sylvania	Sylvania; F30T8-BL	24	8.50
F30T8/NATURAL	30	36"	3600	Sylvania	Sylvania	24	12.75
FO30/830/XP/ECO	30	36"	3000	Sylvania	Octron™; Extended Performance™	30	P.O.R.
FO30/835/XP/ECO	30	36"	3500	Sylvania	Octron™; Extended Performance™	30	P.O.R.
FO30/841/XP/ECO	30	36"	4100	Sylvania	Octron™; Extended Performance™	30	P.O.R.
FO30/850/XP/ECO	30	36"	5000	Sylvania	Octron™; Extended Performance™	30	P.O.R.
FO30/865/XP/ECO	30	36"	6500	Sylvania	Octron™; Extended Performance™	30	P.O.R.

All lamps listed in this catalog can be supplied with a shatter protected coating. TUFF-COAT™ containment process, developed by Norman Lamps, Inc., securely contains glass, phosphors, and mercury in the event of breakage. TUFF-COAT™ is warranted to perform for the entire life of the lamp. www.tuffcoatlamps.com



Norman Lamps, Inc. • 1-800-992-8020 USA • 1-866-482-3916 FAX • dan@normanlamps.com

T-8 Fluorescent Tubes

G-13 Base Type, 2-Pin, 16,000 Life Hours



Part Number (#)	Watts (w)	Length (mol)	Color Temp. (k)	Brand (mfg)	Cross Reference & Trade Names (#'s)	Case (pcs)	Price (ea)
F32T8-BL	32	48"	Ultraviolet	NLI	Pro-start™	25	10.50
F32T8-BLB	32	48"	Ultraviolet	NLI	Pro-start™; Blacklight Blue	25	10.50
F32T8-GROW	32	48"	3400	IND	Industrial™; Plant Grow Tube	30	10.50
F32T8/GOLD	32	48"	Gold	IND	Industrial™; Gold Tube	30	10.50
F32T8/25W/SPX41	25	48"	4100	GE	Ecolux™; Starcoat™	30	P.O.R.
F32T8/ADV30	32	48"	3000	Philips	Alto II™	25	P.O.R.
F32T8/ADV35	32	48"	3500	Philips	Alto II™	25	P.O.R.
F32T8/ADV41	32	48"	4100	Philips	Alto II™	25	P.O.R.
F32T8/ADV41/XE	25	48"	4100	Philips	Alto II™; Energy Advantage; 25W	25	P.O.R.
F32T8/ADV50	32	48"	5000	Philips	Alto II™	25	P.O.R.
F32T8/ADV50/XE	25	48"	5000	Philips	Alto II™; Energy Advantage; 25W	25	P.O.R.
F32T8/SP30/ECO	32	48"	3000	GE	Ecolux™; Starcoat™	36	P.O.R.
F32T8/SP35/ECO	32	48"	3500	GE	Ecolux™; Starcoat™	36	P.O.R.
F32T8/SP41/ECO	32	48"	4100	GE	Ecolux™; Starcoat™	36	P.O.R.
F32T8/SP50/ECO	32	48"	5000	GE	Ecolux™; Starcoat™	36	P.O.R.
F32T8/SP65/ECO	32	48"	6500	GE	Ecolux™; Starcoat™	36	P.O.R.
F32T8/SPX30/ECO	32	48"	3000	GE	Ecolux™; Starcoat™; Low Mercury	36	P.O.R.
F32T8/SPX35/ECO	32	48"	3500	GE	Ecolux™; Starcoat™; Low Mercury	36	P.O.R.
F32T8/SPX41/ECO	32	48"	4100	GE	Ecolux™; Starcoat™; Low Mercury	36	P.O.R.
F32T8/SPX50/ECO	32	48"	5000	GE	Ecolux™; Starcoat™; Low Mercury	36	P.O.R.
F32T8/TL730	32	48"	3000	Philips	Alto™; 700 Series	25	P.O.R.
F32T8/TL735	32	48"	3500	Philips	Alto™; 700 Series	25	P.O.R.
F32T8/TL741	32	48"	4100	Philips	Alto™; 700 Series	25	P.O.R.
F32T8/TL750	32	48"	5000	Philips	Alto™; 700 Series	25	P.O.R.
F32T8/TL830	32	48"	3000	Philips	Alto II™; 800 Series	25	P.O.R.
F32T8/TL835	32	48"	3500	Philips	Alto II™; 800 Series	25	P.O.R.
F32T8/TL841	32	48"	4100	Philips	Alto II™; 800 Series	25	P.O.R.
F32T8/TL850	32	48"	5000	Philips	Alto II™; 800 Series	25	P.O.R.
F32T8/TL865	32	48"	6500	Philips	Alto II™; 800 Series	25	P.O.R.

All lamps listed in this catalog can be supplied with a shatter protected coating. *TUFF-COAT™* containment process, developed by Norman Lamps, Inc., securely contains glass, phosphors, and mercury in the event of breakage. *TUFF-COAT™* is warranted to perform for the entire life of the lamp. www.tuffcoatlamps.com



Norman Lamps, Inc. • 1-800-992-8020 USA • 1-866-482-3916 FAX • dan@normanlamps.com

T-8 Fluorescent Tubes

G-13 Base Type, 2-Pin, 16,000 Life Hours



Part Number (#)	Watts (w)	Length (mol)	Color Temp. (k)	Brand (mfg)	Cross Reference & Trade Names (#'s)	Case (pcs)	Price (ea)
F32T8/TL735/PLS	32	48"	3500	Philips	Alto II™; Long Life Plus	25	P.O.R.
F32T8/TL741/PLS	32	48"	4100	Philips	Alto II™; Long Life Plus	25	P.O.R.
F32T8/TL841/PLS	32	48"	4100	Philips	Alto II™; Long Life Plus	25	P.O.R.
F32T8/TL850/PLS	32	48"	5000	Philips	Alto II™; Long Life Plus	25	P.O.R.
F32T8/TL865/PLS	32	48"	6500	Philips	Alto II™; Long Life Plus	25	P.O.R.
F32T8ADV841/LL	28	48"	4100	Philips	Alto II™; Long Life; Reduced Wattage	25	P.O.R.
F32T8ADV830/XLL	25	48"	3000	Philips	Alto II™; Long Life; Reduced Wattage	25	P.O.R.
F32T8ADV835/LL	28	48"	3500	Philips	Alto II™; Long Life; Reduced Wattage	25	P.O.R.
F32T8ADV835/XLL	25	48"	3500	Philips	Alto II™; Long Life; Reduced Wattage	25	P.O.R.
F32T8ADV841/XLL	25	48"	4100	Philips	Alto II™; Long Life; Reduced Wattage	25	P.O.R.
F32T8ADV850/LL	28	48"	5000	Philips	Alto II™; Long Life; Reduced Wattage	25	P.O.R.
F32T8ADV850/XLL	25	48"	5000	Philips	Alto II™; Long Life; Reduced Wattage	25	P.O.R.
F32T8XLSPX35/HL	32	48"	3500	GE	Ecolux™; Starcoat™; High Lumen	36	P.O.R.
F32T8XLSPX50/HL	32	48"	5000	GE	Ecolux™; Starcoat™; High Lumen	36	P.O.R.
FO32/730/ECO	32	48"	3000	Sylvania	Octron™; 700 Series	30	P.O.R.
FO32/735/ECO	32	48"	3500	Sylvania	Octron™; 700 Series	30	P.O.R.
FO32/741/ECO	32	48"	4100	Sylvania	Octron™; 700 Series	30	P.O.R.
FO32/750/ECO	32	48"	5000	Sylvania	Octron™; 700 Series	30	P.O.R.
FO32/765/ECO	32	48"	6500	Sylvania	Octron™; 700 Series	30	P.O.R.
FO32/830/ECO	32	48"	3000	Sylvania	Octron™; 800 Series	30	P.O.R.
FO32/835/ECO	32	48"	3500	Sylvania	Octron™; 800 Series	30	P.O.R.
FO32/841/ECO	32	48"	4100	Sylvania	Octron™; 800 Series	30	P.O.R.
FO32/850/ECO	32	48"	5000	Sylvania	Octron™; 800 Series	30	P.O.R.
FO32/865/ECO	32	48"	6500	Sylvania	Octron™; 800 series	30	P.O.R.
FO32/735/XP/ECO	32	48"	3500	Sylvania	Octron™; Extended Performance™	30	P.O.R.
FO32/741/XP/ECO	32	48"	4100	Sylvania	Octron™; Extended Performance™	30	P.O.R.
FO32/830/XP/ECO	32	48"	3000	Sylvania	Octron™; Extended Performance™	30	P.O.R.
FO32/835/XP/ECO	32	48"	3500	Sylvania	Octron™; Extended Performance™	30	P.O.R.
FO32/841/XP/ECO	32	48"	4100	Sylvania	Octron™; Extended Performance™	30	P.O.R.
FO32/850/XP/ECO	32	48"	5000	Sylvania	Octron™; Extended Performance™	30	P.O.R.
FO32/865/XP/ECO	32	48"	6500	Sylvania	Octron™; Extended Performance™	30	P.O.R.

All lamps listed in this catalog can be supplied with a shatter protected coating. *TUFF-COAT™* containment process, developed by Norman Lamps, Inc., securely contains glass, phosphors, and mercury in the event of breakage. *TUFF-COAT™* is warranted to perform for the entire life of the lamp. www.tuffcoatlamps.com



Norman Lamps, Inc. • 1-800-992-8020 USA • 1-866-482-3916 FAX • dan@normanlamps.com

T-8 Fluorescent Tubes

Fa8 Base Type, Single Pin, 16,000 Life Hours



R17d Base (HO)



G-13 Base



Part Number (#)	Watts (w)	Length (mol)	Color Temp. (k)	Brand (mfg)	Cross Reference & Trade Names (#'s)	Case (pcs)	Price (ea)
FO32/835/XPS/ECO	32	48"	3500	Sylvania	Octron™; Extended Performance™ +	30	P.O.R.
FO32/841/XPS/ECO	32	48"	4100	Sylvania	Octron™; Extended Performance™ +	30	P.O.R.
FO32/850/XPS/ECO	32	48"	5000	Sylvania	Octron™; Extended Performance™ +	30	P.O.R.
FO32/865/XPS/ECO	32	48"	6500	Sylvania	Octron™; Extended Performance™ +	30	P.O.R.
FO32/950/48INCH	32	48"	5000	Sylvania	Octron™; 900 Series	30	P.O.R.
F36W/830	36	48"	3000	GE	Polylux™ XL	25	P.O.R.
F36W/835	36	48"	3500	GE	Polylux™ XL	25	P.O.R.
FO40/730/ECO	40	60"	3000	Sylvania	Octron™; 700 Series	30	P.O.R.
FO40/735/ECO	40	60"	3500	Sylvania	Octron™; 700 Series	30	P.O.R.
FO40/741/ECO	40	60"	4100	Sylvania	Octron™; 700 Series	30	P.O.R.
FO40/835/XP/ECO	40	60"	3500	Sylvania	Octron™; Extended Performance™	30	P.O.R.
FO40/841/XP/ECO	40	60"	4100	Sylvania	Octron™; Extended Performance™	30	P.O.R.
FO40/865/XP/ECO	40	60"	6500	Sylvania	Octron™; Extended Performance™	30	P.O.R.
FO40/950/60INCH	40	60"	5000	Sylvania	Octron™; 900 Series; 90 C.R.I.	30	P.O.R.
F40T8/TL830	40	60"	3000	Philips	Alto™	25	P.O.R.
F40T8/TL835	40	60"	3500	Philips	Alto™	25	P.O.R.
F40T8/TL841	40	60"	4100	Philips	Alto™	25	P.O.R.
F48T8/TL841/HO	44	48"	4100	Philips	Alto™; High Output; R17d Base	25	P.O.R.
F58T8/835	58	60"	3500	GE	Polylux™	25	P.O.R.
F58T8/841	58	60"	4100	GE	Polylux™	25	P.O.R.
F70T8/835	70	72"	3500	GE	Polylux™	25	P.O.R.
F70T8/840	70	72"	4000	GE	Polylux™	25	P.O.R.
F72T8-WW	38	72"	3000	Sylvania	Slimline™	24	P.O.R.
F72T8-CW	38	72"	4100	Sylvania	Slimline™	24	P.O.R.
F72T8-D	38	72"	6500	Sylvania	Slimline™	24	P.O.R.

All lamps listed in this catalog can be supplied with a shatter protected coating. *TUFF-COAT™* containment process, developed by Norman Lamps, Inc., securely contains glass, phosphors, and mercury in the event of breakage. *TUFF-COAT™* is warranted to perform for the entire life of the lamp. www.tuffcoatlamps.com



Norman Lamps, Inc. • 1-800-992-8020 USA • 1-866-482-3916 FAX • dan@normanlamps.com

T-8 Fluorescent Tubes

Fa8 Base Type, Single Pin, 16,000 Life Hours



R17d Base (HO)



Part Number (#)	Watts (w)	Length (mol)	Color Temp. (k)	Brand (mfg)	Cross Reference & Trade Names (#'s)	Case (pcs)	Price (ea)
F72T8/TL835/HO	65	72"	3500	Philips	Alto™; High Output	24	P.O.R.
F72T8/TL841/HO	65	72"	4100	Philips	Alto™; High Output	24	P.O.R.
F96T8/TL830/PLS	59	96"	3000	Philips	Alto™; Plus	25	P.O.R.
F96T8/TL835/PLS	59	96"	3500	Philips	Alto™; Plus	25	P.O.R.
F96T8/TL841/PLS	59	96"	4100	Philips	Alto™; Plus	25	P.O.R.
F96T8/TL850/PLS	59	96"	5000	Philips	Alto™; Plus	25	P.O.R.
F96T8/TL835/HOPL	86	96"	3500	Philips	Alto™; Plus; High Output	25	P.O.R.
F96T8/TL841/HOPL	86	96"	4100	Philips	Alto™; Plus; High Output	25	P.O.R.
F96T8/TL850/HOPL	86	96"	5000	Philips	Alto™; Plus; High Output	25	P.O.R.
FO96/54W/850/XP	54	96"	5000	Sylvania	Octron™; Extended Performance™	24	P.O.R.
FO96/735/ECO	59	96"	3500	Sylvania	Octron™; 700 Series	24	P.O.R.
FO96/741/ECO	59	96"	4100	Sylvania	Octron™; 700 Series	24	P.O.R.
FO96/741/HO/ECO	86	96"	4100	Sylvania	Octron™; 700 Series, High Output	24	P.O.R.
FO96/830/ECO	59	96"	3000	Sylvania	Octron™; 800 Series	24	P.O.R.
FO96/835/ECO	59	96"	3500	Sylvania	Octron™; 800 Series	24	P.O.R.
FO96/835/HO/ECO	86	96"	3500	Sylvania	Octron™; 800 Series, High Output	24	P.O.R.
FO96/835/XP/ECO	55	96"	3500	Sylvania	Octron™; Extended Performance™	24	P.O.R.
FO96/841/ECO	59	96"	4100	Sylvania	Octron™; 800 Series	24	P.O.R.
FO96/841/HO/ECO	86	96"	4100	Sylvania	Octron™; 800 Series, High Output	24	P.O.R.
FO96/841/XP/ECO	55	96"	4100	Sylvania	Octron™; Extended Performance™	24	P.O.R.
FO96/841/XP/SS	55	96"	4100	Sylvania	Octron™; Extended Performance™	24	P.O.R.
FO96/850/ECO	59	96"	5000	Sylvania	Octron™; 800 Series	24	P.O.R.
FO96/850/XP/ECO	55	96"	5000	Sylvania	Octron™; Extended Performance™	24	P.O.R.

Norman Lamps, Inc. maintains one of the largest on hand inventories of fluorescent tubes in America. We stock large quantities of common and hard to find fluorescent tubes in major brands as well as a vast line of value priced imports known as *Pro-start™*.

We have the fluorescent tube lamps you need, in stock and ready to ship, often at prices lower than that of the majors direct.

No order minimums to meet and no back order delays. www.normanlamps.com

All lamps listed in this catalog can be supplied with a shatter protected coating. *TUFF-COAT™* containment process, developed by Norman Lamps, Inc., securely contains glass, phosphors, and mercury in the event of breakage. *TUFF-COAT™* is warranted to perform for the entire life of the lamp. www.tuffcoatlamps.com



Norman Lamps, Inc. • 1-800-992-8020 USA • 1-866-482-3916 FAX • dan@normanlamps.com

T-9 Fluorescent Tubes

G-13 Base Type, 2-Pin, 16,000 Life Hours



Part Number (#)	Watts (w)	Length (mol)	Color Temp. (k)	Brand (mfg)	Cross Reference & Trade Names (#'s)	Case (pcs)	Price (ea)
F20T9-WW	20	23.75"	3000	NLI	Pro-start™	25	3.50
F20T9-CW	20	23.75"	4100	NLI	Pro-start™	25	3.50
F20T9-D	20	23.75"	6400	NLI	Pro-start™	25	3.50

T-10 Fluorescent Tubes

G-13 Base Type, 2-Pin, 16,000 Life Hours



R17d Base (VHO)



Part Number (#)	Watts (w)	Length (mol)	Color Temp. (k)	Brand (mfg)	Cross Reference & Trade Names (#'s)	Case (pcs)	Price (ea)
F20T10-CW	20	23.8"	4100	NLI	Pro-start™; FL20SW	25	4.50
F20T10/D/23	20	23.8"	6400	NLI	Pro-start™; FL20SD	25	4.50
FL20SD	20	23.8"	6700	NEC	NEC™ ; Pro-start™; F20T10/D/23	25	4.50
FL20SW	20	23.8"	4200	NEC	NEC™ ; Pro-start™; F20T10-CW	25	4.50
FL30SW	30	25"	4200	NEC	NEC™ ; Pro-start™	25	P.O.R.
FL30SEX/KD	30	25"	6700	NEC	NEC™ ; Pro-start™	25	P.O.R.
FL32SD	32	33"	6700	NEC	NEC™ ; Pro-start™	25	P.O.R.
FL40SW	40	48"	4200	NEC	NEC™ ; Pro-start™	25	P.O.R.
F40T10/EX30	40	48"	3000	NEC	ENVIR-O-LIGHT™; Triton™	25	P.O.R.
F40T10/EX41	40	48"	4100	NEC	ENVIR-O-LIGHT™; Triton™	25	P.O.R.
F40T10/EX50	40	48"	5000	NEC	ENVIR-O-LIGHT™; Triton™	25	P.O.R.
F48T10/CW/VHO	110	48"	4100	GE	Very High Output; Cold Temp; R17d	24	P.O.R.
F60T10/CW/VHO	135	60"	4100	GE	Very High Output; Cold Temp; R17d	24	P.O.R.
F72T10/CW/VHO	160	72"	4100	GE	Very High Output; Cold Temp; R17d	15	P.O.R.

All lamps listed in this catalog can be supplied with a shatter protected coating. *TUFF-COAT™* containment process, developed by Norman Lamps, Inc., securely contains glass, phosphors, and mercury in the event of breakage. *TUFF-COAT™* is warranted to perform for the entire life of the lamp. www.tuffcoatlamps.com




T-12 Fluorescent Tubes



Fa8 Base



R17d Base (HO)



G-13 Base

Part Number (#)	Watts (w)	Length (mol)	Color Temp. (k)	Brand (mfg)	Cross Reference & Trade Names (#'s)	Case (pcs)	Price (ea)
F14T12-WW	14	15"	3000	NLI	Pro-start™	25	3.50
F14T12-CW	14	15"	4100	NLI	Pro-start™	25	3.50
F14T12-D	14	15"	6400	NLI	Pro-start™	25	3.50
F15T12-WW	15	18"	3000	NLI	Pro-start™	25	3.50
F15T12-CW	15	18"	4100	NLI	Pro-start™	25	3.50
F15T12-D	15	18"	6400	NLI	Pro-start™	25	3.50
F15T12-BL	15	18"	Ultraviolet	NLI	Pro-start™; F15T12/350BL	25	4.50
F15T12/350BL	15	18"	Ultraviolet	Sylvania	Sylvania; F15T12-BL	30	6.50
F18T12/350BL	32	18"	Ultraviolet	Sylvania	Sylvania; Blacklight, 700 PH	30	P.O.R.
F18T12/CW/HO	30	18"	4100	GE	Ecolux™; High Output; R17d Base	24	P.O.R.
F18T12/DGN50/HO	25	18"	5000	Sylvania	Sylvania; High Output; R17d Base	30	P.O.R.
F20T12-WW	20	24"	3000	NLI	Pro-start™	30	3.50
F20T12-CW	20	24"	4200	NLI	Pro-start™	30	3.50
F20T12-D	20	24"	6400	NLI	Pro-start™	30	3.50
F20T12-BL	20	24"	Ultraviolet	NLI	Pro-start™; F20T12/350BL	30	6.00
F20T12-BLB	20	24"	Ultraviolet	NLI	Pro-start™; Blacklight Blue	30	8.50
F20T12/350BL	20	24"	Ultraviolet	Sylvania	Sylvania; F20T12-BL	24	7.75
F20T12/BBY	20	24"	Special Blue	USA	BILI BLUE™; Medical Application	6	P.O.R.
F20T12-R	20	24"	Red	NLI	Pro-start™	30	P.O.R.
F20T12-G	20	24"	Green	NLI	Pro-start™	30	P.O.R.
F20T12-B	20	24"	Blue	NLI	Pro-start™	30	P.O.R.
F20T12-Y	20	24"	Yellow	NLI	Pro-start™	30	P.O.R.
F20T12/C50	20	24"	5000	Philips	Chromaline™; 5000	30	P.O.R.
F20T12/C75	20	24"	7500	Philips	Chromaline™; 7500	30	P.O.R.
F20T12/CW/21	20	21"	4100	NLI	Limited Availability, Discontinued	30	P.O.R.
F20T12/CW/26	20	26"	4100	Sylvania	Limited Availability, Discontinued	30	P.O.R.
F20T12/D/22	25	18"	5000	Sylvania	Replaced by: F18T12/DGN50/HO	30	P.O.R.
F20T12/D/35	20	24"	3500	Sylvania	Designer™ series	30	P.O.R.
F24T12/CW	21	24"	4100	Philips	Econ-o-watt™; Fa8 Single Pin Base	30	P.O.R.
F24T12/CW/HO	35	24"	4100	Philips	Econ-o-watt™; R17d Base	30	P.O.R.
F24T12/D/HO	35	24"	6500	Philips	Econ-o-watt™; R17d Base	30	P.O.R.


All lamps listed in this catalog can be supplied with a shatter protected coating. *TUFF-COAT™* containment process, developed by Norman Lamps, Inc., securely contains glass, phosphors, and mercury in the event of breakage. *TUFF-COAT™* is warranted to perform for the entire life of the lamp. www.tuffcoatlamps.com



T-12 Fluorescent Tubes



R17d Base (HO)



G-13 Base

Part Number (#)	Watts (w)	Length (mol)	Color Temp. (k)	Brand (mfg)	Cross Reference & Trade Names (#'s)	Case (pcs)	Price (ea)
F25T12/WW/RS/SS	25	36"	3000	Sylvania	Sylvania; Appliance Tube	30	P.O.R.
F25T12/CW	25	33"	4100	Sylvania	Sylvania; Appliance Tube	30	P.O.R.
F25T12/CW/28	25	28"	4100	Sylvania	Sylvania; Appliance Tube	30	P.O.R.
F25T12/CW/30	25	30"	4100	Sylvania	Sylvania; Appliance Tube	30	P.O.R.
F25T12/D/28	25	28"	6500	Sylvania	Sylvania; Appliance Tube	30	P.O.R.
F25T12/D/33	25	33"	6500	Sylvania	Sylvania; Appliance Tube	30	P.O.R.
F30T12-WW	30	36"	3000	Sylvania	Sylvania; F30T12-WW-RS	30	P.O.R.
F30T12/D835/RS	30	36"	3500	Sylvania	Sylvania; Designer™ Series	30	P.O.R.
F30T12-CW	30	36"	4100	Sylvania	Sylvania; F30T12-CW-RS	30	P.O.R.
F30T12-CW-HO	40	36"	4100	Sylvania	Sylvania; High Output	30	P.O.R.
F30T12/C50	30	36"	5000	Philips	Chromaline™; 5000 Series	30	P.O.R.
F30T12-D	30	36"	6500	Sylvania	Sylvania; F30T12-D-RS	30	P.O.R.
F30T12-D-HO	40	36"	6500	Sylvania	Sylvania; High Output	30	P.O.R.
F34/D841/SS/ECO	34	48"	4100	Sylvania	Sylvania Utility Tube; Ecologic™	30	P.O.R.
F34/SP35/RS/WW	34	48"	3500	G.E.	G.E. Utility Tube; Ecolux™	30	P.O.R.
F34/CW/RS/EW	34	48"	4100	Philips	Philips Utility Tube; Alto™	30	P.O.R.
F34/CW/RS/WM	34	48"	4100	G.E.	G.E. Utility Tube; Ecolux™	30	P.O.R.
F34/D35/SS/ECO	34	48"	3500	Sylvania	Sylvania Utility Tube; Ecologic™	30	P.O.R.
F34T12/835/EW	34	48"	3500	Philips	Philips Utility Tube; Alto™	30	P.O.R.
F34T12/841/EW	34	48"	4100	Philips	Philips Utility Tube; Alto™	30	P.O.R.
F40T12-CW	40	48"	4100	Philips	F40TCW/RS/EW (34w)	30	P.O.R.
F40T12-BL	40	48"	Ultraviolet	G.E.	F40-BL; Blacklight	30	P.O.R.
F40T12-BLB	40	48"	Ultraviolet	G.E.	F40-BLB; Blacklight-Blue	30	P.O.R.
F40/350BL	40	48"	Ultraviolet	Sylvania	Sylvania; Blacklight	25	P.O.R.
F40/BB	40	48"	Special Blue	USA	Bilirubin Blue; Medical use	6	P.O.R.
F40T12-R	40	48"	RED	USA	Bright Red	30	P.O.R.
F40T12-G	40	48"	GREEN	USA	Bright Green	30	P.O.R.
F40T12-Y	40	48"	YELLOW	USA	Bright Yellow	30	P.O.R.
F40T12-B	40	48"	BLUE	USA	Bright Blue	30	P.O.R.
F40T12-P	40	48"	PINK	USA	Bright Pink	30	P.O.R.
F40T12/ADV41	40	48"	4100	Philips	Alto™; Advantage™	30	P.O.R.
F40T12/ADV50	40	48"	5000	Philips	Alto™; Advantage™	30	P.O.R.
F40T12/GRO/AQ	40	48"	3400	Philips	Excella™; Plant & Aquarium light;	6	P.O.R.
F40T12-GOLD	40	48"	Gold	USA	Industrial™; Gold Tube	30	P.O.R.

All lamps listed in this catalog can be supplied with a shatter protected coating. *TUFF-COAT™* containment process, developed by Norman Lamps, Inc., securely contains glass, phosphors, and mercury in the event of breakage. *TUFF-COAT™* is warranted to perform for the entire life of the lamp. www.tuffcoatlamps.com



T-12 Fluorescent Tubes



G-13 Base



R17d Base (HO & VHO)



Fa8 Base

Part Number (#)	Watts (w)	Length (mol)	Color Temp. (k)	Brand (mfg)	Cross Reference & Trade Names (#'s)	Case (pcs)	Price (ea)
F40/D30/ECO	40	48"	3000	Sylvania	Designer, Ecologic™	30	P.O.R.
F40/D35/ECO	40	48"	3500	Sylvania	Designer, Ecologic™	30	P.O.R.
F40/D41/ECO	40	48"	4100	Sylvania	Designer, Ecologic™	30	P.O.R.
F40/D830/ECO	40	48"	3000	Sylvania	Designer 800, Ecologic™	30	P.O.R.
F40/D835/ECO	40	48"	3500	Sylvania	Designer 800, Ecologic™	30	P.O.R.
F40/D841/ECO	40	48"	4100	Sylvania	Designer 800, Ecologic™	30	P.O.R.
F40/D865	40	48"	6500	Sylvania	Designer 800, Ecologic™	30	P.O.R.
F40/SP65/ECO	40	48"	6500	G.E.	Ecolux™, Starcoat™	30	P.O.R.
F40/C50	40	48"	5000	Philips	Chromaline™, 5000k	30	P.O.R.
F40/C75	40	48"	7500	Philips	Chromaline™, 7500k	30	P.O.R.
F40/CWX	40	48"	4100	Sylvania	Cool White; Dulux™	30	P.O.R.
F40DSGN/50	40	48"	5000	Sylvania	Designer, Ecologic™	30	P.O.R.
F40DX/ALTO	40	48"	6500	Philips	Philips Daylight; Alto™	30	P.O.R.
F40/N	40	48"	3600	Sylvania	Natural White™; 90 CRI	30	P.O.R.
F42T12/CW	35	42"	4100	Sylvania	Designer™	30	P.O.R.
F42T12/CW/HO	55	42"	4100	Sylvania	Designer™; High Output	30	P.O.R.
F42T12/D	35	42"	6500	Sylvania	Designer™	30	P.O.R.
F42T12/D/HO	55	42"	6500	Sylvania	Designer™; High Output	30	P.O.R.
F48T12/CW	39	48"	4100	Philips	Alto™	30	P.O.R.
F48T12/CW/EW	30	48"	4100	G.E.	Ecolux™; Starcoat™	30	P.O.R.
F48T12/CW/HO	60	48"	4100	Philips	Alto™; High Output	30	P.O.R.
F48T12/CW/VHO	110	48"	4100	Sylvania	Ecologic™; Very High Output	30	P.O.R.
F48T12/D	39	48"	6500	Sylvania	Ecologic™	30	P.O.R.
F48T12/D/HO	60	48"	6500	Sylvania	Ecologic™; High Output	30	P.O.R.
F48T12/D35	39	48"	6500	Sylvania	Designer, Ecologic™	30	P.O.R.
F48T12/D35/HO	60	48"	3500	Sylvania	Designer, Ecologic™; High Output	30	P.O.R.
F48T12/D830/HO	60	48"	3000	Sylvania	Designer 800, Ecologic™; High Output	30	P.O.R.

Norman Lamps, Inc. maintains one of the largest on hand inventories of fluorescent tubes in America. We stock large quantities of common and hard to find fluorescent tubes in major brands as well as a vast line of value priced imports known as *Pro-start™*.

We have the fluorescent tube lamps you need, in stock and ready to ship, often at prices lower than that of the majors direct.

No order minimums to meet and no back order delays. www.normanlamps.com

All lamps listed in this catalog can be supplied with a shatter protected coating. *TUFF-COAT™* containment process, developed by Norman Lamps, Inc., securely contains glass, phosphors, and mercury in the event of breakage. *TUFF-COAT™* is warranted to perform for the entire life of the lamp. www.tuffcoatlamps.com



Norman Lamps, Inc. • 1-800-992-8020 USA • 1-866-482-3916 FAX • dan@normanlamps.com

T-12 Fluorescent Tubes



R17d Base (HO & VHO)



Fa8 Base

Part Number (#)	Watts (w)	Length (mol)	Color Temp. (k)	Brand (mfg)	Cross Reference & Trade Names (#'s)	Case (pcs)	Price (ea)
F48T12/WW/HO	60	48"	3500	Sylvania	Ecologic™; High Output	30	P.O.R.
F48T12DSGN50HO	60	48"	5000	Sylvania	Designer, Ecologic™; High Output	30	P.O.R.
F48T12/GOLD	40	48"	Gold	U.S.A.	Industrial Brand; Gold	30	P.O.R.
F60T12/CW	50	60"	4100	Sylvania	Designer, Ecologic™	30	P.O.R.
F60T12/CW/HO	75	60"	4100	Sylvania	Designer, Ecologic™; High Output	30	P.O.R.
F60T12/CW/VHO	135	60"	4100	Sylvania	Designer, Ecologic™; Very High Output	30	P.O.R.
F60T12/D	50	60"	6500	Sylvania	Designer, Ecologic™	30	P.O.R.
F60T12/D/HO	75	60"	6500	Sylvania	Designer, Ecologic™; High Output	30	P.O.R.
F64T12/CW	52	62"	4100	Sylvania	Ecologic™	30	P.O.R.
F64T12/CW/HO	80	62"	4100	Sylvania	Ecologic™; High Output	30	P.O.R.
F64T12/D	52	62"	6500	Sylvania	Ecologic™	30	P.O.R.
F64T12/D/HO	80	62"	6500	Sylvania	Ecologic™; High Output	30	P.O.R.
F72T12/CW	55	72"	4100	Philips	Alto™	15	P.O.R.
F72T12/CW/HO	85	72"	4100	Philips	Alto™; High Output	15	P.O.R.
F72T12/CW/VHO	160	72"	4100	Sylvania	Ecologic™; Very High Output	15	P.O.R.
F72T12/D	55	72"	6500	Sylvania	Ecologic™	15	P.O.R.
F72T12/D/HO	85	72"	6500	Philips	Alto™; High Output	15	P.O.R.
F72T12/D/VHO	160	72"	6500	Sylvania	Ecologic™; Very High Output	15	P.O.R.
F72T12/D35	55	72"	3500	Sylvania	Ecologic™	15	P.O.R.
F72T12/D35/HO	85	72"	3500	Sylvania	Ecologic™; High Output	15	P.O.R.
F72T12/D41/HO	85	72"	4100	Sylvania	Ecologic™; High Output	15	P.O.R.
F72T12/D830	55	72"	3000	Sylvania	Ecologic™	15	P.O.R.
F72T12/D830/HO	85	72"	3000	Sylvania	Ecologic™; High Output	15	P.O.R.
F72T12/D835/HO	85	72"	3500	Sylvania	Ecologic™; High Output	15	P.O.R.
F72T12/DP/HO	85	72"	Pink	Sylvania	Display Pink; High Output	15	P.O.R.
F84T12/CW	70	84"	4100	Sylvania	Ecologic™	15	P.O.R.
F84T12/CW/HO	100	84"	4100	Sylvania	Ecologic™; High Output	15	P.O.R.
F84T12/D/HO	100	84"	6500	Sylvania	Ecologic™; High Output	15	P.O.R.

Norman Lamps, Inc. maintains one of the largest on hand inventories of fluorescent tubes in America. We stock large quantities of common and hard to find fluorescent tubes in major brands as well as a vast line of value priced imports known as *Pro-start™*.

We have the fluorescent tube lamps you need, in stock and ready to ship, often at prices lower than that of the majors direct.

No order minimums to meet and no back order delays. www.normanlamps.com

All lamps listed in this catalog can be supplied with a shatter protected coating. *TUFF-COAT™* containment process, developed by Norman Lamps, Inc., securely contains glass, phosphors, and mercury in the event of breakage. *TUFF-COAT™* is warranted to perform for the entire life of the lamp. www.tuffcoatlamps.com



Norman Lamps, Inc. • 1-800-992-8020 USA • 1-866-482-3916 FAX • dan@normanlamps.com

T-12 Fluorescent Tubes



R17d Base (HO & VHO)



Fa8 Base

Part Number (#)	Watts (w)	Length (mol)	Color Temp. (k)	Brand (mfg)	Cross Reference & Trade Names (#'s)	Case (pcs)	Price (ea)
F96T12/C50	75	96"	5000	Philips	Chromaline™ 50	15	P.O.R.
F96T12/CW/EW	60	96"	4100	Philips	Econowatt™	15	P.O.R.
F96T12/CW/HO/O	110	96"	4100	Philips	High Output; Cold Temp. Rated	15	P.O.R.
F96T12/CW/HO/CT	110	96"	4100	Sylvania	High Output; Cold Temp. Rated	15	P.O.R.
F96T12/CW/HO/EW	95	96"	4100	Philips	High Output; Econowatt™	15	P.O.R.
F96T12/CW/HO/SS	110	96"	4100	Sylvania	Designer, Ecologic™; Supersaver®	15	P.O.R.
F96T12/CW/SS/ECO	60	96"	4100	Sylvania	Designer, Ecologic™; Supersaver®	15	P.O.R.
F96T12/CW/VHO	215	96"	4100	Sylvania	Designer, Ecologic™; V.H.O.	15	P.O.R.
F96T12/D/HO	110	96"	6500	Philips	Daylight; High Output	15	P.O.R.
F96T12/D/HO/O	110	96"	6500	Philips	High Output; Cold Temp. Rated	15	P.O.R.
F96T12/D/VHO	215	96"	6500	Sylvania	Very High Output; Cold Temp. Rated	15	P.O.R.
F96T12/D30/ECO	60	96"	3000	Sylvania	Designer, Ecologic™; Supersaver®	15	P.O.R.
F96T12/D30/HO/SS	110	96"	3000	Sylvania	Designer, Ecologic™; Supersaver®	15	P.O.R.
F96T12/D35/ECO	75	96"	3500	Sylvania	Designer, Ecologic™; Supersaver®	15	P.O.R.
F96T12/D35/HO	110	96"	3500	Sylvania	Designer, Ecologic™; High Output	15	P.O.R.
F96T12/D41/HO	110	96"	4100	Sylvania	Designer, Ecologic™; High Output	15	P.O.R.
F96T12/D41/HO/S	110	96"	4100	Sylvania	Designer, Ecologic™; High Output	15	P.O.R.
F96T12/D835	75	96"	3500	Sylvania	Designer, Ecologic™; Supersaver®	15	P.O.R.
F96T12/D835/HO	110	96"	3500	Sylvania	Designer, Ecologic™; High Output	15	P.O.R.
F96T12/D841	75	96"	4100	Sylvania	Designer, Ecologic™; Supersaver®	15	P.O.R.
F96T12/DX	75	96"	6500	Philips	Alto™; 800 Series; Daylight	15	P.O.R.
F96T12/GO/HO	110	96"	Gold	G.E.	Gold; High Output	15	P.O.R.
F96T12/GOLD	75	96"	Gold	G.E.	Gold	15	P.O.R.
F96T12/LW/HO/SS	95	96"	4150	Sylvania	Designer, Ecologic™; Supersaver®	15	P.O.R.
F96T12/PG	75	96"	3600	G.E.	Plant Grow; Limited Availability	15	P.O.R.
F96T12/WW/SS/EC	60	96"	3500	Sylvania	Designer, Ecologic™; Supersaver®	15	P.O.R.
F96T12/WW/WM	60	96"	3500	G.E.	Watt-Miser™; Warm White	15	P.O.R.
F96T12/DSGN50	75	96"	5000	Sylvania	Designer™ 50	15	P.O.R.
F96T12/DSGN50/HO	110	96"	5000	Sylvania	Designer™ 50; High Output	15	P.O.R.
F96T12/SPEC35/HO	110	96"	3500	Philips	Alto™; High Output	15	P.O.R.
F96T12/SPEC40/HO	110	96"	4000	Philips	Alto™; High Output	15	P.O.R.
F96T12/SP65/HO	110	96"	6500	G.E.	Daylight; High Output	15	P.O.R.

Norman Lamps, Inc. maintains one of the largest on hand inventories of fluorescent tubes in America. We stock large quantities of common and hard to find fluorescent tubes in major brands as well as a vast line of value priced imports known as *Pro-start™*.

We have the fluorescent tube lamps you need, in stock and ready to ship, often at prices lower than that of the majors direct.

No order minimums to meet and no back order delays. www.normanlamps.com

All lamps listed in this catalog can be supplied with a shatter protected coating. *TUFF-COAT™* containment process, developed by Norman Lamps, Inc., securely contains glass, phosphors, and mercury in the event of breakage. *TUFF-COAT™* is warranted to perform for the entire life of the lamp. www.tuffcoatlamps.com



OSRAM™ European Fluorescent Tubes



G-13 Base

Part Number (#)	Watts (w)	Length (mol)	Color Temp. (k)	Diameter (size)	Cross Reference & Trade Names (#'s)	Case (pcs)	Price (ea)
L13W/20	13	21"	4000	T-5	Cool White; F13T5-CW	25	P.O.R.
L13W/30	13	21"	3000	T-5	Warm White; F13T5-WW	25	P.O.R.
L15W/11/860	15	18"	6000	T-8	Daylight; 800 Series	25	P.O.R.
L15W/640	15	18"	4000	T-8	Basic Cool White; 600 Series	25	P.O.R.
L15W/76	15	18"	3500	T-8	Natural-Deluxe; Emphasizing Reds	25	P.O.R.
L15W/840	15	18"	4000	T-8	Cool White; 800 Series	25	P.O.R.
L16W/640	16	29"	4000	T-8	Cool White; TLD16W/25	25	P.O.R.
L18W/66	18	24"	Green	T-8	Decorative Green; TLD18W/17	25	P.O.R.
L18W/67	18	24"	Blue	T-8	Decorative Blue; TLD18W/18	25	P.O.R.
L18W/71	18	8.9"	Bilirubin Blue	U-Bent	Osram Dulux™; Medical; 2G11 Base	10	P.O.R.
L18W/76	18	24"	3500	T-8	Natural-Dulux; Emphasizing Reds	25	P.O.R.
L18W/840	18	24"	4000	T-8	Cool White; 800 Series; TLD18W/84	25	P.O.R.
L18W/860	18	24"	6000	T-8	Daylight; 800 Series	25	P.O.R.
L23W/830	23	39"	3000	T-8	Warm White; TLD23W/830	25	P.O.R.
L30W/25	30	36"	4050	T-8	Natural White; L30W/640	25	P.O.R.
L30W/76	30	36"	3500	T-8	Natural-Dulux; Emphasizing Reds	25	P.O.R.
L30W/830	30	36"	3000	T-8	Warm White; 800 Series	25	P.O.R.
L30W/840	30	36"	4000	T-8	Cool White; 800 Series	25	P.O.R.
L30W/865	30	36"	6500	T-8	Daylight; 800 Series	25	P.O.R.
L36W/73	36	48"	Ultraviolet	T-8	F32T8-BLB; TLD36W/08; U.V. Tube	25	P.O.R.
L36W/76	36	48"	3500	T-8	Natural-Dulux; Emphasizing Reds	25	P.O.R.
L36W/865	36	48"	6500	T-8	Daylight; 800 Series	25	P.O.R.
L58W/76	58	60"	3500	T-8	Natural-Dulux; Emphasizing Reds	25	P.O.R.
L58W/840	58	60"	4000	T-8	Daylight; 800 Series	25	P.O.R.
L70W/21-840	70	72"	4000	T-8	Dulux, Cool White; 800 Series	25	12.50
L70W/840	70	72"	4000	T-8	Cool White; 800 Series	25	10.50

All lamps listed in this catalog can be supplied with a shatter protected coating. *TUFF-COAT™* containment process, developed by Norman Lamps, Inc., securely contains glass, phosphors, and mercury in the event of breakage. *TUFF-COAT™* is warranted to perform for the entire life of the lamp. www.tuffcoatlamps.com



Norman Lamps, Inc. • 1-800-992-8020 USA • 1-866-482-3916 FAX • dan@normanlamps.com

PHILIPS™ European Fluorescent Tubes



G-13 Base

Part Number (#)	Watts (w)	Length (mol)	Color Temp. (k)	Diameter (size)	Cross Reference & Trade Names (#'s)	Case (pcs)	Price (ea)
TLD15W/05	15	18"	Ultraviolet	T-8	F15T8-BL; F15T8/350BL; BF-205	25	P.O.R.
TLD15W/29	15	18"	2800	T-8	Warm White; F15T8-WW	25	P.O.R.
TLD15W/33	15	18"	4000	T-8	Cool White; L15W/640; F15T8-CW	25	P.O.R.
TLD15W/79	15	18"	3800	T-8	L15W/76; Emphasizing Reds	25	P.O.R.
TLD16W/25	16	29"	4050	T-8	Natural White; L16W/640	25	P.O.R.
TLD18W/16	18	24"	Yellow	T-8	Yellow Tube	25	P.O.R.
TLD18W/17	18	24"	Green	T-8	L18W/66; Green Tube	25	P.O.R.
TLD18W/18	18	24"	Blue	T-8	L18W/67; Blue Tube	25	P.O.R.
TLD18W/33	18	24"	4000	T-8	L18W/640; F18T8-CW	25	P.O.R.
TLD18W/54	18	24"	6500	T-8	L18W/765	25	P.O.R.
TLD18W/79	18	24"	3800	T-8	L18W/76; Emphasizing Reds	25	P.O.R.
TLD18W/830	18	24"	3000	T-8	L18W/830; F18T8-WW	25	P.O.R.
TLD18W/84	18	24"	4000	T-8	Same as: TLD18W/33	25	P.O.R.
TLD18W/86	18	24"	6500	T-8	Same as: TLD18W/865	25	P.O.R.
TLD18W/865	18	24"	6500	T-8	800 Series™; L18W/865; F18W/865	25	P.O.R.
TLD18W/930	18	24"	3000	T-8	Deluxe 90™; TLD18W/93	25	P.O.R.
TLD18W/950	18	24"	5000	T-8	Bright White	25	P.O.R.
TLD18W/965	18	24"	6500	T-8	900 Series™; Daylight	25	P.O.R.
TLD23W/830	23	39"	3000	T-8	L23W/830	25	P.O.R.
TLD23W/33	23	39"	4000	T-8	L23W/640	25	P.O.R.
TLD30W/25	30	36"	4100	T-8	F30T8-CW; TLD30W/33-640	25	P.O.R.
TLD30W/33	30	36"	4000	T-8	Cool White; L30W/640	25	P.O.R.
TLD30W/54	30	36"	6500	T-8	F30T8-D; L30W/865	25	P.O.R.
TLD30W/79	30	36"	3800	T-8	L30W/76; Emphasizing Reds	25	P.O.R.
TLD30W/84	30	36"	4000	T-8	Cool White 800 Series; L30W/840	25	P.O.R.

Norman Lamps, Inc. maintains one of the largest on hand inventories of fluorescent tubes in America. We stock large quantities of common and hard to find fluorescent tubes in major brands as well as a vast line of value priced imports known as *Pro-start*™.

We have the fluorescent tube lamps you need, in stock and ready to ship, often at prices lower than that of the majors direct.


No order minimums to meet and no back order delays. www.normanlamps.com

All lamps listed in this catalog can be supplied with a shatter protected coating. *TUFF-COAT*™ containment process, developed by Norman Lamps, Inc., securely contains glass, phosphors, and mercury in the event of breakage. *TUFF-COAT*™ is warranted to perform for the entire life of the lamp. www.tuffcoatlamps.com



Norman Lamps, Inc. • 1-800-992-8020 USA • 1-866-482-3916 FAX • dan@normanlamps.com

PHILIPS™ European Fluorescent Tubes



G-13 Base

Part Number (#)	Watts (w)	Length (mol)	Color Temp. (k)	Diameter (size)	Cross Reference & Trade Names (#'s)	Case (pcs)	Price (ea)
TLD36W/08	36	48"	Ultraviolet	T-8	F32T8-BLB; Blacklight Blue U.V.	25	18.50
TLD36W/1-33	36	48"	4000	T-8	TLD36W/1-840	25	P.O.R.
TLD36W/1-840	36	48"	4000	T-8	TLD36W/1-33	25	P.O.R.
TLD36W/16	36	48"	Yellow	T-8	Yellow Tube	25	P.O.R.
TLD36W/17	36	48"	Green	T-8	Green Tube; L36W/66	25	P.O.R.
TLD36W/18	36	48"	Blue	T-8	Blue Tube; L36W/67	25	P.O.R.
TLD36W/54	36	48"	6200	T-8	L36W/765	25	P.O.R.
TLD36W/83	36	48"	3000	T-8	L36W/830	25	P.O.R.
TLD36W/84	36	48"	4000	T-8	TLD36W/840	25	P.O.R.
TLD36W/865	36	48"	6500	T-8	L36W/865	25	P.O.R.
TLD36W/95	36	48"	5300	T-8	L36W/954	25	P.O.R.
TLD36W/96	36	48"	6500	T-8	TLD36W/965	25	P.O.R.
TLD36W/965	36	48"	6500	T-8	L36W/965	25	P.O.R.
TLD38W/33	38	42"	4000	T-8	TLD38W/640; L38W/640	25	P.O.R.
TLD38W/84	38	42"	4000	T-8	L38W/840	25	P.O.R.
TLD58W/33	58	60"	4000	T-8	TLD58W/84; L58W/840	25	P.O.R.
TLD58W/83	58	60"	3000	T-8	L58W/830	25	P.O.R.
TLD58W/84	58	60"	4000	T-8	TLD58W/840; L58W/840	25	P.O.R.
TLD58W/865	58	60"	6500	T-8	L58W/865	25	P.O.R.
TLD58W/950	58	60"	5000	T-8	L58W/950	25	P.O.R.
TLD58W/96	58	60"	6500	T-8	L58W/965	25	P.O.R.

Norman Lamps, Inc. maintains one of the largest on hand inventories of fluorescent tubes in America. We stock large quantities of common and hard to find fluorescent tubes in major brands as well as a vast line of value priced imports known as *Pro-start™*.

We have the fluorescent tube lamps you need, in stock and ready to ship, often at prices lower than that of the majors direct.

No order minimums to meet and no back order delays. www.normanlamps.com

All lamps listed in this catalog can be supplied with a shatter protected coating. *TUFF-COAT™* containment process, developed by Norman Lamps, Inc., securely contains glass, phosphors, and mercury in the event of breakage. *TUFF-COAT™* is warranted to perform for the entire life of the lamp. www.tuffcoatlamps.com



Norman Lamps, Inc. • 1-800-992-8020 USA • 1-866-482-3916 FAX • dan@normanlamps.com

PHILIPS™ T-5 Circular Fluorescent Tubes

2GX13 Base Type, 4-Pin Opposed, High Output, 16,000 Life Hours



Part Number (#)	Watts (w)	Length (mol)	Color Temp. (k)	Diameter (size)	Cross Reference & Trade Names (#'s)	Case (pcs)	Price (ea)
TL5C22W/830	22	9"	3000	T-5	FPC22/830, Pentron™; Sylvania	10	P.O.R.
TL5C22W/835	22	9"	3500	T-5	FPC22/835, Pentron™; Sylvania	10	P.O.R.
TL5C22W/840	22	9"	4000	T-5	FPC22/840, Pentron™; Sylvania	10	P.O.R.
TL5C40W/830	40	12"	3000	T-5	FPC40/830, Pentron™; Sylvania	10	P.O.R.
TL5C40W/835	40	12"	3500	T-5	FPC40/835, Pentron™; Sylvania	10	P.O.R.
TL5C40W/840	40	12"	4000	T-5	FPC40/840, Pentron™; Sylvania	10	P.O.R.
TL5C55W/830	55	12"	3000	T-5	FPC55/830, Pentron™; Sylvania	10	P.O.R.
TL5C55W/835	55	12"	3500	T-5	FPC55/835, Pentron™; Sylvania	10	P.O.R.
TL5C55W/840	55	12"	4000	T-5	FPC55/840, Pentron™; Sylvania	10	P.O.R.

PRO-START™ T-9 Circular Fluorescent Tubes

G-10q Base Type, 4-Pin Square, 12,000 Life Hours



FC6T9-CW	20	6.5"	4100	T-9	FCL20CW NEC™	12	3.50
FC6T9-WW	20	6.5"	2700	T-9	Limited Availability; Contact NLI	12	P.O.R.
FC6T9-D	20	6.5"	6500	T-9	Limited Availability; Contact NLI	12	P.O.R.
FC8T9-CW	22	8.25"	4100	T-9	FCL22CW NEC™; FCL22HL Hatachi™	12	3.50
FC8T9-WW	22	8.25"	2700	T-9	FCLH22WW Hatachi™	12	6.50
FC8T9-D	22	8.25"	6500	T-9	FCL22D NEC™; FCL22HLD Hatachi™	12	6.50
FC8T9-BLB	22	8.25"	Ultraviolet	T-9	Blacklight Blue; FCL32BL NEC™	12	P.O.R.
FC12T9-CW	32	12"	4100	T-9	FCL32CW NEC™	12	4.50
FC12T9-WW	32	12"	2700	T-9	FCL22WW NEC™	12	P.O.R.
FC12T9-D	32	12"	6500	T-9	FCL32D NEC™	12	6.50
FC16T9-CW	40	16"	4100	T-9	FCL40CW NEC™	12	7.50
FC16T9-WW	40	16"	2700	T-9	FCL40WW NEC™	12	9.50
FC16T9-D	40	16"	6500	T-9	FCL40D NEC™; FCL40HLD Hatachi™	12	9.50

All lamps listed in this catalog can be supplied with a shatter protected coating. *TUFF-COAT™* containment process, developed by Norman Lamps, Inc., securely contains glass, phosphors, and mercury in the event of breakage. *TUFF-COAT™* is warranted to perform for the entire life of the lamp. www.tuffcoatlamps.com



Norman Lamps, Inc. • 1-800-992-8020 USA • 1-866-482-3916 FAX • dan@normanlamps.com

SYLVANIA™ T-8 “U-Bent” Fluorescent Tubes

G13 Base Type, Medium Bi-Pin, 20,000 Life Hours



6" Spacing



1 1/8" Spacing

Part Number (#)	Watts (w)	Length (mol)	Color Temp. (k)	Spacing (base)	Cross Reference & Trade Names (#'s)	Case (pcs)	Price (ea)
FBO16/830	16	10.5"	3000	1 5/8"	800 Series™ Octron™ Curvalume™	15	P.O.R.
FBO16/850	16	10.5"	3500	1 5/8"	800 Series™ Octron™ Curvalume™	15	P.O.R.
FBO16/841	16	10.5"	4100	1 5/8"	800 Series™ Octron™ Curvalume™	15	P.O.R.
FBO16/865/XP	16	10.5"	6500	1 5/8"	800 Series™ Octron™ Curvalume™	15	P.O.R.
FBO24/830	24	16.5"	3000	1 5/8"	800 Series™ Octron™ Curvalume™	15	P.O.R.
FBO24/835	24	16.5"	3500	1 5/8"	800 Series™ Octron™ Curvalume™	15	P.O.R.
FBO24/841	24	16.5"	4100	1 5/8"	800 Series™ Octron™ Curvalume™	15	P.O.R.
FBO31/750	31	22.5"	5000	1 5/8"	700 Series™ Octron™ Curvalume™	15	P.O.R.
FBO31/830	31	22.5"	3000	1 5/8"	800 Series™ Octron™ Curvalume™	15	P.O.R.
FBO31/835	31	22.5"	3500	1 5/8"	800 Series™ Octron™ Curvalume™	15	P.O.R.
FBO31/835/XP	31	22.5"	3500	1 5/8"	800 Series™ Octron™ XP™	15	P.O.R.
FBO31/841	31	22.5"	4100	1 5/8"	800 Series™ Octron™ Curvalume™	15	P.O.R.
FBO31/841/XP	31	22.5"	4100	1 5/8"	800 Series™ Octron™ XP™	15	P.O.R.
FBO32/730/6/ECO	32	22.5"	3000	6"	700 Series™ Octron™ Curvalume™	16	P.O.R.
FBO32/735/6/ECO	32	22.5"	3500	6"	700 Series™ Octron™ Curvalume™	16	P.O.R.
FBO32/741/6/ECO	32	22.5"	4100	6"	700 Series™ Octron™ Curvalume™	16	P.O.R.
FBO32/830/6/ECO	32	22.5"	3000	6"	800 Series™ Octron™ Curvalume™	16	P.O.R.
FBO32/835/6/ECO	32	22.5"	3500	6"	800 Series™ Octron™ Curvalume™	16	P.O.R.
FBO32/841/6/ECO	32	22.5"	4100	6"	800 Series™ Octron™ Curvalume™	16	P.O.R.
FBO32/850XPS/6	32	22.5"	5000	6"	800 Series™ Octron™ XP™	16	P.O.R.

Norman Lamps, Inc. maintains one of the largest on hand inventories of fluorescent tubes in America. We stock large quantities of common and hard to find fluorescent tubes in major brands as well as a vast line of value priced imports known as *Pro-start™*.

We have the fluorescent tube lamps you need, in stock and ready to ship, often at prices lower than that of the majors direct.

No order minimums to meet and no back order delays. www.normanlamps.com

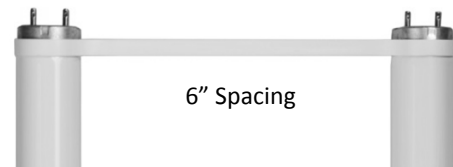
All lamps listed in this catalog can be supplied with a shatter protected coating. *TUFF-COAT™* containment process, developed by Norman Lamps, Inc., securely contains glass, phosphors, and mercury in the event of breakage. *TUFF-COAT™* is warranted to perform for the entire life of the lamp. www.tuffcoatlamps.com



Norman Lamps, Inc. • 1-800-992-8020 USA • 1-866-482-3916 FAX • dan@normanlamps.com

PHILIPS™ T-8 “U-Bent” Fluorescent Tubes

G13 Base Type, Medium Bi-Pin, 20,000 Life Hours



Part Number (#)	Watts (w)	Length (mol)	Color Temp. (k)	Spacing (base)	Cross Reference & Trade Names (#'s)	Case (pcs)	Price (ea)
FB32T8/TL735/6	32	22.5"	3500	6"	700 Series™; Alto™	20	P.O.R.
FB32T8/TL741/6	32	22.5"	4100	6"	700 Series™; Alto™	20	P.O.R.
FB32T8/TL750/6	32	22.5"	5000	6"	700 Series™; Alto™	20	P.O.R.
FB32T8/TL835/6	32	22.5"	3500	6"	800 Series™; Alto™	20	P.O.R.
FB32T8/TL841/6	32	22.5"	4100	6"	800 Series™; Alto™	20	P.O.R.
FB32T8/TL850/6	32	22.5"	5000	6"	800 Series™; Alto™	20	P.O.R.
FB40DX/6	40	22.5"	6500	6"	Daylight Series™; Alto™	12	P.O.R.

SYLVANIA™, G.E.™ T-12 “U-Bent” Fluorescent Tubes

G13 Base Type, Medium Bi-Pin, 12,000 Life Hours



Part Number (#)	Watts (w)	Length (mol)	Color Temp. (k)	Spacing (base)	Cross Reference & Trade Names (#'s)	Case (pcs)	Price (ea)
FB34WW/6/SS/ECO	34	22.5"	3000	6"	Supersaver™; Curvalume™, Sylvania	12	P.O.R.
FB34CW/6/SS/ECO	34	22.5"	4100	6"	Supersaver™; Curvalume™, Sylvania	12	P.O.R.
F35CW/U/6/WM	35	22.5"	4100	6"	G.E. Brand, Watt Mieser™	12	P.O.R.
F35CW/U/3/WM	35	22.5"	4100	3 5/8"	G.E. Brand, Watt Mieser™	12	P.O.R.
FB40/CWX/6	40	22.5"	4100	6"	Deluxe Cool White™; Curvalume™	12	P.O.R.
FB40/D30/6	40	22.5"	3000	6"	Designer™; Curvalume™, Sylvania	12	P.O.R.
FB40/D35/6	40	22.5"	3500	6"	Designer™; Curvalume™, Sylvania	12	P.O.R.
FB40/D41/6	40	22.5"	4100	6"	Designer™; Curvalume™, Sylvania	12	P.O.R.

All lamps listed in this catalog can be supplied with a shatter protected coating. *TUFF-COAT™* containment process, developed by Norman Lamps, Inc., securely contains glass, phosphors, and mercury in the event of breakage. *TUFF-COAT™* is warranted to perform for the entire life of the lamp. www.tuffcoatlamps.com



Norman Lamps, Inc. • 1-800-992-8020 USA • 1-866-482-3916 FAX • dan@normanlamps.com

SYLVANIA™ T-5 Long Compact Fluorescent Lamps

2G11Base Type, 4-Pins, 12,000 Life Hours

High Lumen, **Dulux L™**, **Ecologic™**

U-Bent Tube

Includes 40w, **GE Biax™** Tubes and **Philips™ PL-L** Tubes

Starcoat™, Biax™, 2D™ are registered trademarks of General Electric Co.



Part Number (#)	Watts (w)	Length (mol)	Color Temp. (k)	Base (Type)	Cross Reference & Trade Names (#'s)	Case (pcs)	Price (ea)
FT18DL/830	18	9"	3000	2G11	Philips™; Alto™; PL-L18W/30	10	P.O.R.
FT18DL/835	18	9"	3500	2G11	Philips™; Alto™; PL-L18W/35	10	P.O.R.
FT18DL/835/RS	18	10.5"	3500	2G11	Dulux L™; Rapid Start, 800 Series™	10	P.O.R.
FT18DL/841	18	9"	4100	2G11	Philips™; Alto™; PL-L18W/41	10	P.O.R.
FT18DL/841/RS	18	10.5"	4100	2G11	Dulux L™; Rapid Start, 800 Series™	10	P.O.R.
FT24DL/830	24	13"	3000	2G11	Philips™; Alto™; PL-L24W/30	10	P.O.R.
FT24DL/835	24	13"	3500	2G11	Philips™; Alto™; PL-L24W/35	10	P.O.R.
FT24DL/841	24	13"	4100	2G11	Philips™; Alto™; PL-L24W/41	10	P.O.R.
FT36DL/830	36	17"	3000	2G11	Philips™; Alto™; PL-L36W/30	10	P.O.R.
FT36DL/835	36	17"	3500	2G11	Philips™; Alto™; PL-L36W/35	10	P.O.R.
FT36DL/841	36	17"	4100	2G11	F39BX/SPX41 GE; PL-L36W/41	10	P.O.R.
FT40DL/830/RS	40	22.5"	3000	2G11	Philips™; Alto™; PL-L40W/30/RS	10	P.O.R.
FT40DL/835/RS	40	22.5"	3500	2G11	Philips™; Alto™; PL-L40W/35/RS	10	P.O.R.
FT40DL/841/RS	40	22.5"	4100	2G11	Philips™; Alto™; PL-L40W/41/RS	10	P.O.R.
FT40DL/850/RS	40	22.5"	5000	2G11	Philips™; Alto™; PL-L40W/50/RS	10	P.O.R.
FT40DL28W/835	28	22.5"	3500	2G11	SSI; Sylvania # 20519	10	P.O.R.
F40/30BX/SPX30 GE	40	22.5"	3000	2G11	High Lumen Biax®; PL-L40W/830/RS	10	P.O.R.
F40/30BX/SPX35 GE	40	22.5"	3500	2G11	High Lumen Biax®; PL-L40W/835/RS	10	P.O.R.
F40/30BX/SPX41 GE	40	22.5"	4100	2G11	High Lumen Biax®; PL-L40W/841/RS	10	P.O.R.
F40/30BX/SPX50 GE	40	22.5"	5000	2G11	High Lumen Biax®; PL-L40W/850/RS	10	P.O.R.
FT55DL/830 Osram	55	21.1"	3000	2G11	Philips™; Alto™; PL-L50W/30/RS	10	P.O.R.
FT55DL/835 Osram	55	21.1"	3500	2G11	Philips™; Alto™; PL-L50W/35/RS	10	P.O.R.
FT55DL/841 Osram	55	21.1"	4100	2G11	Philips™; Alto™; PL-L50W/41/RS	10	P.O.R.
FT55DL/865 Osram	55	21.1"	6500	2G11	Daylight 6500k; Osram™	10	P.O.R.

Norman Lamps, Inc. maintains one of the largest on hand inventories of fluorescent tubes in America. We stock large quantities of common and hard to find fluorescent tubes in major brands as well as a vast line of value priced imports known as *Pro-start™*.

We have the fluorescent tube lamps you need, in stock and ready to ship, often at prices lower than that of the majors direct.

No order minimums to meet and no back order delays. www.normanlamps.com

All lamps listed in this catalog can be supplied with a shatter protected coating. *TUFF-COAT™* containment process, developed by Norman Lamps, Inc., securely contains glass, phosphors, and mercury in the event of breakage. *TUFF-COAT™* is warranted to perform for the entire life of the lamp. www.tuffcoatlamps.com



FUL Compact Fluorescent Lamps

G10q-4 Base Type, 4-Pins Square , 8,000 Life Hours
U-Bent Tube



Includes replacement lamps for Flowtron™, Stinger™, Emerson™, Sunbeam™, Coleman™, Viatek™

Part Number (#)	Watts (w)	Length (mol)	Color Temp. (k)	Diameter (size)	Cross Reference & Trade Names (#'s)	Case (pcs)	Price (ea)
FUL8-BL	8	5½"	Ultraviolet	T-6	Blacklight; Flowtron™ BF-90	6	P.O.R.
FUL10T6-BL	10	6.3"	Ultraviolet	T-6	Blacklight; Flowtron™ BF-95	6	P.O.R.
FUL12T6-WW	12	5¾"	3000	T-6	Warm White	6	P.O.R.
FUL12T6-CW	12	5¾"	4100	T-6	Cool White	6	3.75
FUL14T6-WW	14	7⅞"	3000	T-6	Warm White	6	P.O.R.
FUL14T6-CW	14	7⅞"	4100	T-6	Cool White	6	6.75
FUL15T6-WW	15	7½"	3000	T-6	Warm White	6	5.75
FUL15T6-CW	15	7½"	4100	T-6	Cool White	6	P.O.R.
FUL15T6-BL	15	7½"	Ultraviolet	T-6	Blacklight U.V.; Flowtron™ BF-35	6	5.75
FUL18T6-WW	18	8¾"	3000	T-6	Warm White	6	6.75
FUL18T6-CW	18	8¾"	4100	T-6	Cool White	6	6.75
FUL18T6-BL	18	8¾"	Ultraviolet	T-6	Blacklight U.V.	6	8.75
FUL25T8-BL	25	9½"	Ultraviolet	T-8	Blacklight U.V.; Flowtron™ BF-50	12	12.50
FUL40T8-BL	40	12¼"	Ultraviolet	T-8	Blacklight U.V.; Flowtron™ BF-150	12	8.75
FUL40T10-BL	40	10¼"	Ultraviolet	T-10	Blacklight U.V.; Flowtron™ BF-175	12	8.75
FUL50T10-BL	50	14½"	Ultraviolet	T-10	Blacklight U.V.; Flowtron™ BF-130	12	12.50

Norman Lamps, Inc. maintains one of the largest on hand inventories of fluorescent tubes in America. We stock large quantities of common and hard to find fluorescent tubes in major brands as well as a vast line of value priced imports known as *Pro-start*™.

We have the fluorescent tube lamps you need, in stock and ready to ship, often at prices lower than that of the majors direct.

No order minimums to meet and no back order delays. www.normanlamps.com

All lamps listed in this catalog can be supplied with a shatter protected coating. *TUFF-COAT*™ containment process, developed by Norman Lamps, Inc., securely contains glass, phosphors, and mercury in the event of breakage. *TUFF-COAT*™ is warranted to perform for the entire life of the lamp. www.tuffcoatlamps.com



Norman Lamps, Inc. • 1-800-992-8020 USA • 1-866-482-3916 FAX • dan@normanlamps.com

G.E.™ “2D™” Compact Fluorescent Lamps

GR10q-4 Base Type for 10w,16w,21w,22w,38w lamps, 4-Pins, 10,000 Life Hours

GRX10q-3 Base Type for 55watt lamp, 4-Pins, 10,000 Life Hours



Starcoat™, Biax™, 2D™ are registered trademarks of General Electric Co.

Part Number (#)	Watts (w)	Length (mol)	Color Temp. (k)	Base (Type)	Cross Reference & Trade Names (#'s)	Case (pcs)	Price (ea)
F102D/827/4P	10	3 ⁵ / ₈ "	2700	GR10Q-4	Extra Warm White	20	P.O.R.
F102D/835/4P	10	3 ⁵ / ₈ "	3500	GR10Q-4	White	20	P.O.R.
F162D/827/4P	16	5.5"	2700	GR10Q-4	Extra Warm White	20	P.O.R.
F162D/835/4P	16	5.5"	3500	GR10Q-4	White	20	P.O.R.
F212D/827/4P	21	5.5"	2700	GR10Q-4	Extra Warm White	20	P.O.R.
F212D/835/4P	21	5.5"	3500	GR10Q-4	White	20	P.O.R.
F282D/827/4P	28	8.1"	2700	GR10Q-4	Extra Warm White	20	P.O.R.
F282D/835/4P	28	8.1"	3500	GR10Q-4	White	20	P.O.R.
F382D/827/4P	38	8.1"	2700	GR10Q-4	Extra Warm White	20	P.O.R.
F382D/835/4P	38	8.1"	3500	GR10Q-4	White	20	P.O.R.
F552D/827/4P	55	8.1"	2700	GRX10Q-3	Extra Warm White	20	P.O.R.
F552D/835/4P	55	8.1"	3500	GRX10Q-3	White	20	P.O.R.

Norman Lamps, Inc. maintains one of the largest on hand inventories of fluorescent tubes in America. We stock large quantities of common and hard to find fluorescent tubes in major brands as well as a vast line of value priced imports known as *Pro-start™*.

We have the fluorescent tube lamps you need, in stock and ready to ship, often at prices lower than that of the majors direct.

No order minimums to meet and no back order delays. www.normanlamps.com

All lamps listed in this catalog can be supplied with a shatter protected coating. *TUFF-COAT™* containment process, developed by Norman Lamps, Inc., securely contains glass, phosphors, and mercury in the event of breakage. *TUFF-COAT™* is warranted to perform for the entire life of the lamp. www.tuffcoatlamps.com



Norman Lamps, Inc. • 1-800-992-8020 USA • 1-866-482-3916 FAX • dan@normanlamps.com

Fluorescent Starters

Long Service Life, Universal Wattage, Rigid Construction



Part Number (#)	Watts (w)	Voltage (v)	Brand (mfg)	Base (type)	Cross Reference & Trade Names (#'s)	Case (pcs)	Price (ea)
FS2	14/15/20	120	Norman	T.A.L.	Aluminum Cap	10	0.40
FS4	13/30/40	120	Norman	T.A.L.	Aluminum Cap	10	0.40
FS5	4/6/8	120	Norman	T.A.L.	Aluminum Cap	10	0.40
FS5P	32	120	Norman	T.A.L.	FS12, Aluminum Cap	10	0.60
FSU	4 thru 30	120	Norman	T.A.L.	Universal Starter, Aluminum Cap	10	0.40
FSU-220V	4 thru 80	220	Norman	T.A.L.	Universal Starter, Aluminum Cap	10	0.40
S12	85 thru 140	220~240	Philips	T.A.L.	Universal Starter; NLI Brand	10	1.25
ST111	4 thru 80	220~240	Osram	T.A.L.	Universal Starter	25	0.85
ST151	4 thru 24	110/240	Osram	T.A.L.	Universal Starter	25	1.25
ST172	18 thru 22	110/240	Osram	T.A.L.	Universal Starter	25	3.50
FG1E	10 thru 30	110/240	TOSHIBA	E-17	FL6, FL10 Lamp Starter, Screw Base	10	2.75
FG7E	4 thru 10	110/240	TOSHIBA	E-17	TOSHIBA Lamp Starter, Screw Base	10	2.75

Fluorescent Ballasts

T-8 Tubes, Instant Start Ballasts, Universal Input

Note: Our line of ballasts is growing quickly! Contact NLI for the ballast you are looking for. **Fluorescent • H.I.D. • LED Drivers**



SYLVANIA Quicktronic™ is a registered trademark of OSRAM/SYLVANIA

Part Number (#)	Code (#)	Voltage (v)	Watts (w)	Brand (mfg)	Trade Name & Description (#'s)	Case (pcs)	Price (ea)
QTP2X32T8/UNV/ISN/SC	49943	120~277	32x2	Sylvania	Quicktronic™ 2-Tube, T8	10	12.00
QTP3X32T8/UNV/ISN/SC	49945	120~277	32x3	Sylvania	Quicktronic™ 3-Tube, T8	10	12.00
QTP4X32T8/UNV/ISN/SC	49947	120~277	32x4	Sylvania	Quicktronic™ 4-Tube, T8	10	15.00



NORMAN LAMPS, INC.

"DISTRIBUTING LIGHT TO THE WORLD"



TOLL FREE: (800) 992-8020

LOCAL: (630) 377-3559

FAX: (866) 482-3916

DISTRIBUTION CENTER:
1775 WALLACE AVENUE
ST. CHARLES, ILLINOIS 60174

MAILING ADDRESS:
P.O. Box 3550
ST. CHARLES, ILLINOIS 60174

NORMANLAMPS.COM
E-MAIL: SALES@NORMANLAMPS.COM

