



FL Flood Light

FEATURES

- Low profile and versatile lightweight design
- Standard with yoke mount for easy out-of-the-box installation; ready for most applications
- Easily mounts to waterproof J-Box wall, pole, or tenon
- Includes standard photocell for dusk-to-dawn functionality
- PowerSet feature allows for multiple “set and forget” lumen stops in each fixture
- FieldCCeT feature allows for multiple “set and forget” CCT options in each fixture

CERTIFICATIONS

- UL Listed for wet locations
- IP65 Rated
- DesignLights Consortium® Premium Qualified - meets the requirements for the highest DLC qualification for efficacy and lumen maintenance

PERFORMANCE

- Rated lifetime:
 - L70: >50,000 hours
- 3,150 lm @ 30W
- 5,250 lm @ 50W
- 13,000 lm @ 100W
- 19,500 lm @ 150W
- PowerSet: 19,500/13,000/10,400 lm @ 150/100/80W
- 5000K CCT
- FieldCCeT: 50/40/3000K
- CRI: >70

ELECTRICAL

- Input voltage: 120-277V
- 0-10V dimming
- Driver efficiency: >85%
- Power Factor: >0.9
- THD: <20%
- Surge Protection:
 - FL1/FL2: 2KV
 - FL3/FL4: 4KV

THERMAL

- -40°F to 104°F (-40°C to 40°C) operating temperature

CONSTRUCTION

- Aluminum construction with durable powder coating
- Impact-resistant glass lens
- Standard G ½ base for Knuckle Accessory

WARRANTY

- 5 year limited warranty. Additional warranty options available. Contact EiKO for details

project name	type
catalog number	voltage
approved by	date



FLOOD LIGHT
with standard yoke (bracket included)

OPTIONAL ACCESSORIES



KNUCKLE
for FL1 and FL2



TRUNNION
for FL3 and FL4



SLIPFITTER
for FL3 and FL4

APPLICATIONS

- Exterior perimeters
- Pathways
- Building facades
- Parking lots
- Parking garages
- Athletic fields
- Campuses
- Exterior security lighting
- Entryways

NOMENCLATURE

MODEL	LUMEN PACKAGE	CRI/CCT	VOLTAGE	DIMMING	MOUNT	CONTROLS
FL1: Flood Light	30W - 30W; 3,900 lm	750 - 70 CRI; 5000K 7FCCT - 70 CRI; 50/40/3000K	U - 120-277V	D - 0-10V Dimming	Y - Yoke Mount	PC - Photocell
FL2: Flood Light	50W - 50W; 6,500 lm					
FL3: Flood Light	100W - 100W; 13,000 lm					
FL4: Flood Light	150W - 150W; 19,500 lm					
	PS150 - 150/100/80W; 19,500/13,000/10,400 lm	7FCCT - 70 CRI; 50/40/3000K				



PERFORMANCE SUMMARY

ORDER CODE	ITEM #	WATTS	LUMENS	CCT	VOLTS	DIMMING	DLC PREMIUM
12338	FL3/100W/750/UD/Y/PC	100W	13,000	5000K	120-277V	0-10V	✓
12339	FL4/150W/750/UD/Y/PC	150W	19,500	5000K	120-277V	0-10V	✓

FIELDCCeT

12334	FL1/30W/7FCCT/UD/Y/PC	30W	3,900	30/40/5000K	120-277V	0-10V	✓
12335	FL2/50W/7FCCT/UD/Y/PC	50W	6,500	30/40/5000K	120-277V	0-10V	✓
12336	FL3/100W/7FCCT/UD/Y/PC	100W	13,000	30/40/5000K	120-277V	0-10V	✓

POWERSET AND FIELDCCeT

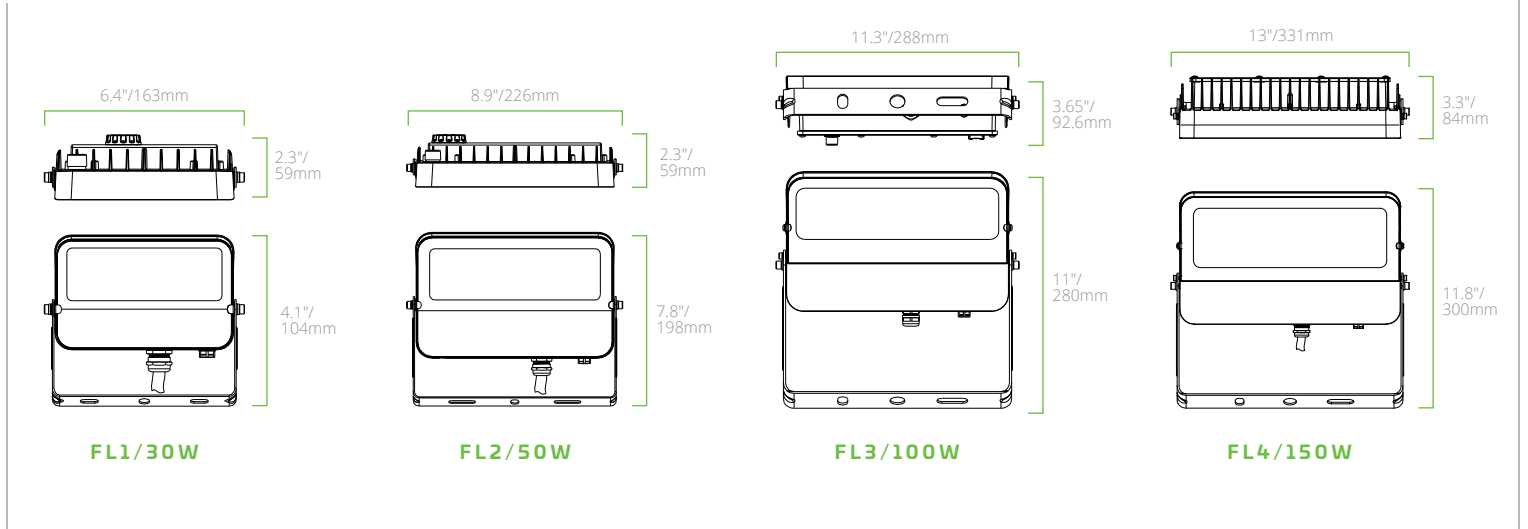
12337	FL4/PS150/7FCCT/UD/Y/PC	150/100/80W	19,500/13,000/10,400	30/40/5000K	120-277V	0-10V	✓
-------	-------------------------	-------------	----------------------	-------------	----------	-------	---

Note: FieldCCeT ships at 5000K; PowerSet ships at highest wattage

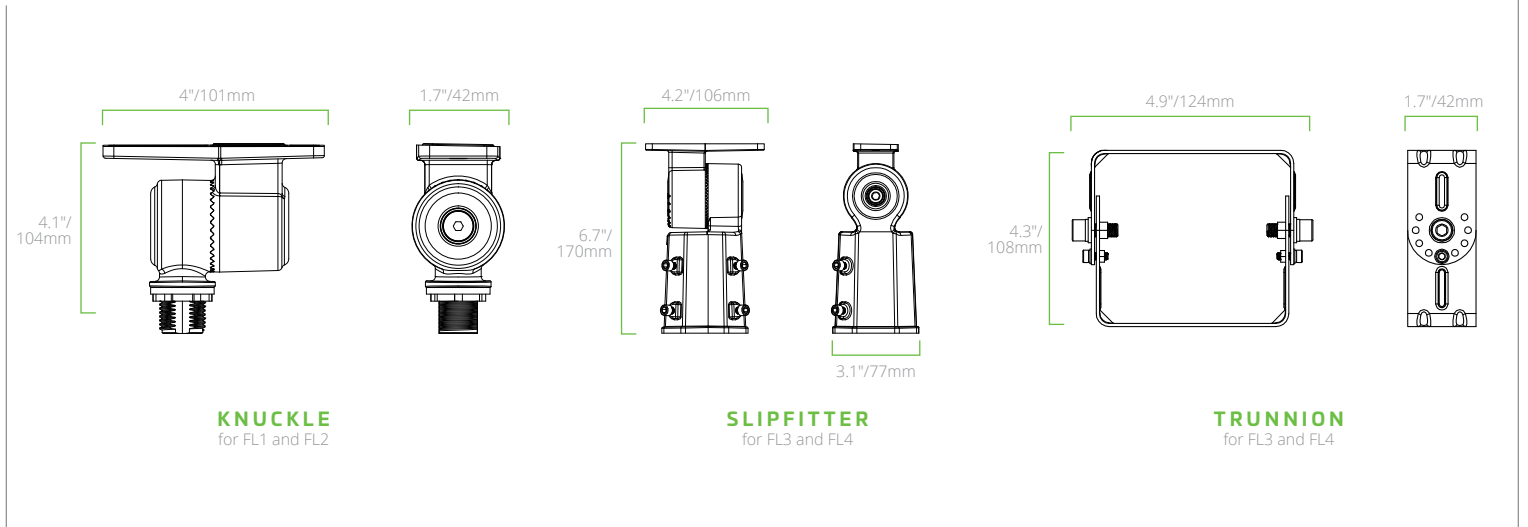
ACCESSORIES

ORDER CODE	ITEM #	DESCRIPTION
12341	FL1/2-KACC	Flood Light, Knuckle for FL1 and FL2
12340	FL3/4-TACC	Flood Light, Trunnion for FL3 and FL4
12342	FL3/4-SACC	Flood Light, Slipfitter for FL3 and FL4

PRODUCT DIMENSIONS

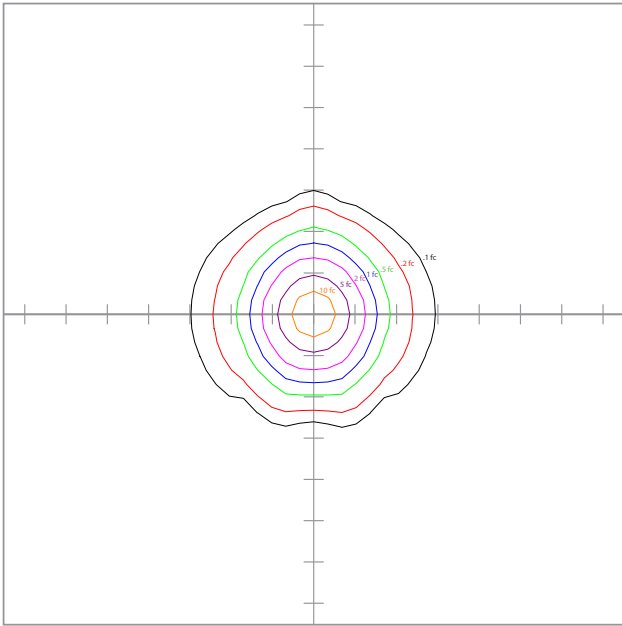


ACCESSORY DIMENSIONS

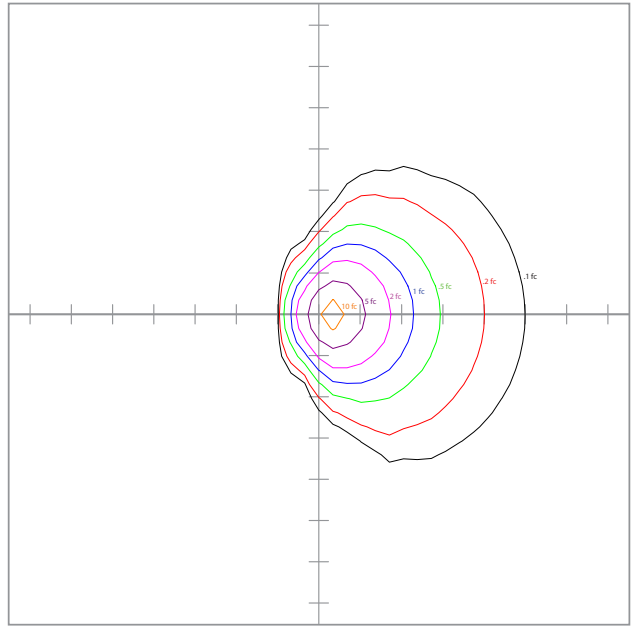


DISTRIBUTION

FLOOD LIGHT 30W (Typical performance @ 5000K)



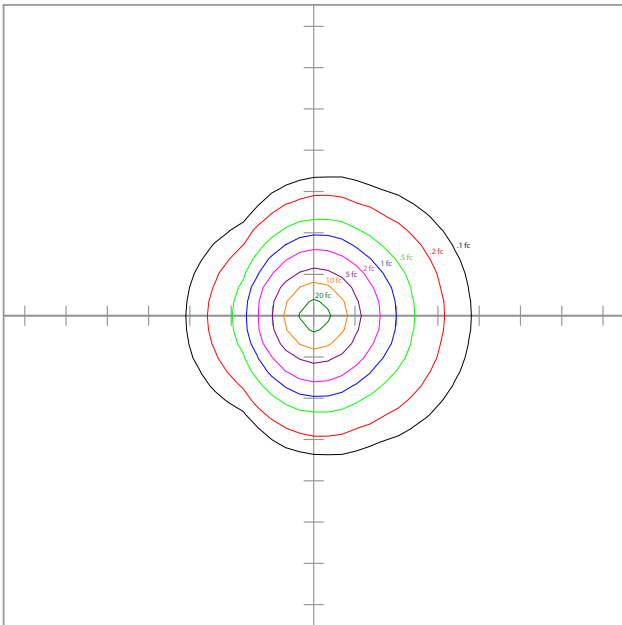
LUMINAIRE TILTED AT 0°



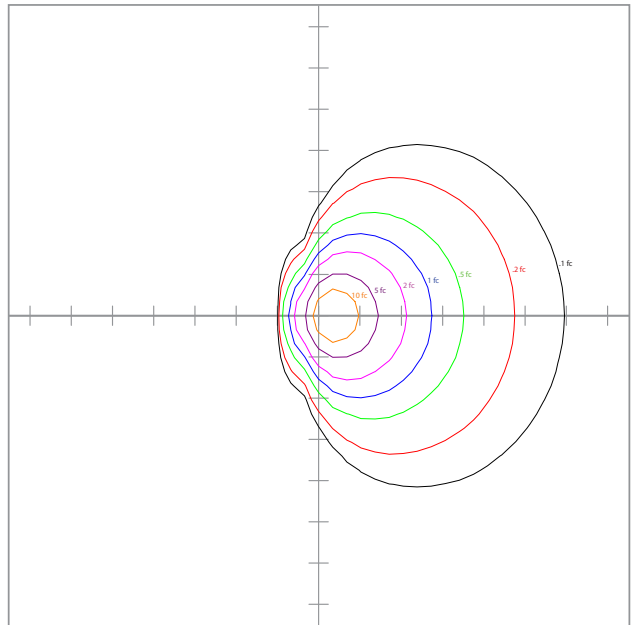
LUMINAIRE TILTED AT 45°

Distances are in units of mounting height (20').

FLOOD LIGHT 50W (Typical performance @ 5000K)



LUMINAIRE TILTED AT 0°

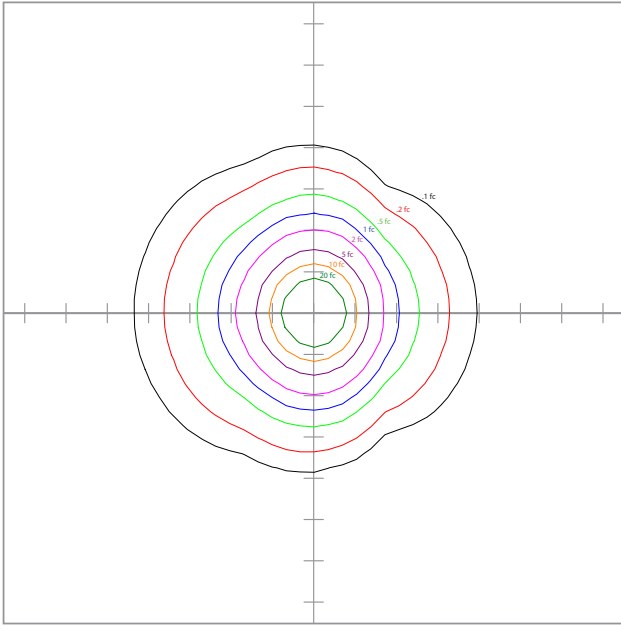


LUMINAIRE TILTED AT 45°

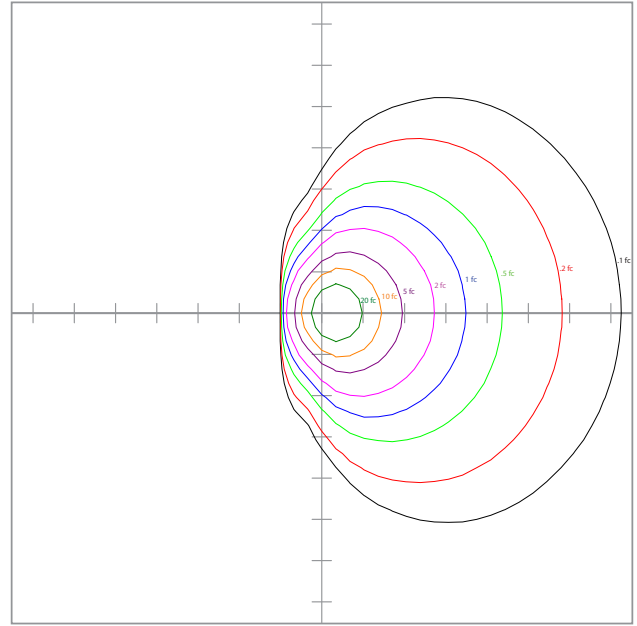
Distances are in units of mounting height (20').

DISTRIBUTION

FLOOD LIGHT 100W (Typical performance @ 5000K)



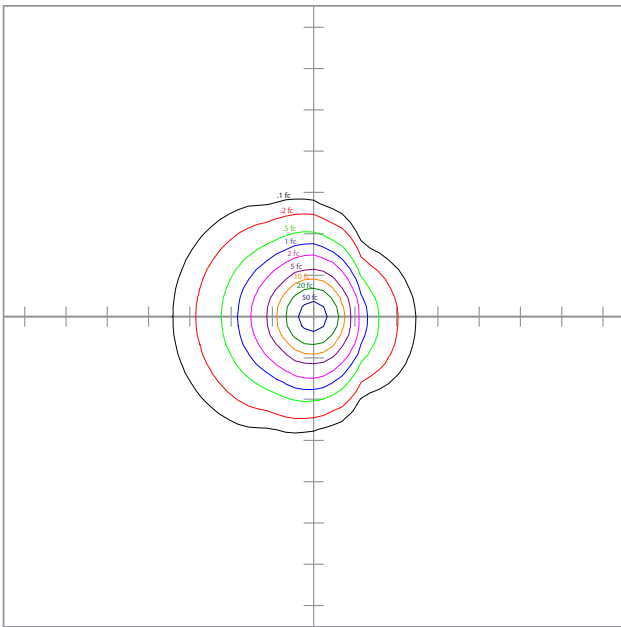
LUMINAIRE TILTED AT 0°



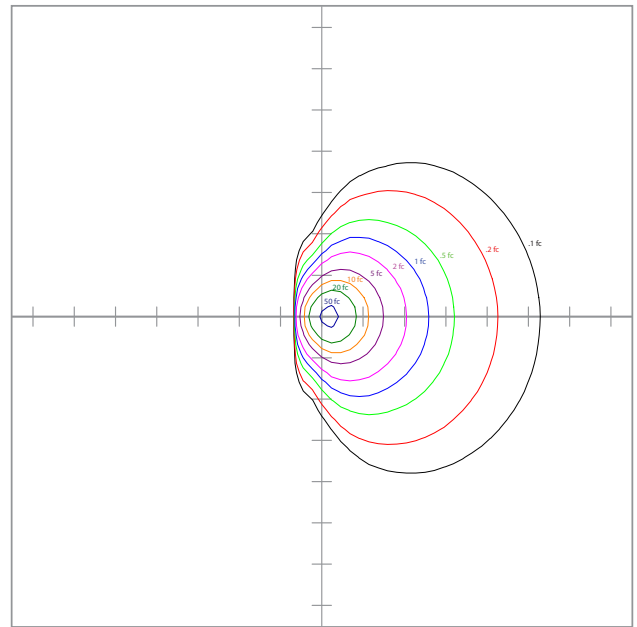
LUMINAIRE TILTED AT 45°

Distances are in units of mounting height (20').

FLOOD LIGHT 150W (Typical performance @ 5000K)



LUMINAIRE TILTED AT 0°



LUMINAIRE TILTED AT 45°

Distances are in units of mounting height (20').