

SCM SLIM CANOPY 10"x10"

DESCRIPTION

naturaLED® SCM IP65 rated fixtures come in an aesthetically pleasing construction, low-profile design with die-cast aluminum housing and shatter-resistant polycarbonate prismatic lens. In addition, they are dust-proof and include 1/2" threaded conduit entrances on each side. The SCM fixtures are available with or without a microwave occupancy sensor mounted behind the lens. This sensor has multiple settings that can be selected via a dip switch. The settings on the sensor include: step dimming, area sensitivity, standby time and on/off. The SCM supports both pendant mounting and direct surface mounting ceiling or wall. Pendant mounting accepts a 3/4" NPT thread and can be mounted to multiple types of J-boxes.

APPLICATIONS

Warehouses, Parking Garages, Offices, Factories, Hospitals, Hotels

FEATURES

- DLC Premium Qualified
- IP65 Rated
- ETL Listed
- Long life LED chips
- ColorTemp: 4000K, 5000K
- Dimmable: 1-10V
- Input line voltage: 120-277V
- CRI: 80
- Powerfactor >0.9
- Beam Angle: 160°
- Emergency driver compatible as optional accessories
- Material: aluminum die-cast
- Operating temperature: -22°F - 122°F
- 5 Year Warranty
- Finish: Black /White

PROJECT:

SCHEDULE:

DATE:








PREPARE BY:

NOTES:



Rated Life 50,000 Hours
Warranty 5 Years

ACCESSORIES

	Emergency Driver
	Motion Sensor
	Beauty Plate
	Drop Lens
	Frosted Lens
	Surge Protector
	Photocell

SAMPLE NUMBER FX10SCM28/840/BK-SEN

FAMILY	SIZE	SERIES	WATTAGE	CRI/COLOR TEMP	COLOR	ACCESSORY
FX fixture	10 10 inch	SCM slim canopy	28 28 watt	840 CRI 80 4000K	BK Black (WH) White	SEN Motion Sensor none N/A



SLIM CANOPY 10X10

CEILING & AREA LUMINAIRES

ORDERING

*P= Premium DLC / *S = Standard DLC

Watts (W)	Ordering Code	Description	CCT (K)	Lumens (Lm)	Equiv. Wattage (W)	Dim (V)	Color	Sensor	IP65 Rated	DLC (S/P)
28	9432	FX10SCM28/840/BK-SEN	4000K	3,540	150	1-10V	Black	•	•	P
28	9433	FX10SCM28/850/BK-SEN	5000K	3,746	150	1-10V	Black	•	•	P
42	9434	FX10SCM42/840/BK-SEN	4000K	5,517	175	1-10V	Black	•	•	P
42	9435	FX10SCM42/850/BK-SEN	5000K	5,638	175	1-10V	Black	•	•	P
59	9436	FX10SCM59/840/BK-SEN	4000K	7,695	250	1-10V	Black	•	•	P
59	9437	FX10SCM59/850/BK-SEN	5000K	7,845	250	1-10V	Black	•	•	P
28	9457	FX10SCM28/850/WH-SEN	5000K	3,746	150	1-10V	White	•	•	P
42	9458	FX10SCM42/850/WH-SEN	5000K	5,638	175	1-10V	White	•	•	P
59	9459	FX10SCM59/850/WH-SEN	5000K	7,845	250	1-10V	White	•	•	P
28	9414	FX10SCM28/840/BK	4000K	3,540	150	1-10V	Black	-	•	P
28	9415	FX10SCM28/850/BK	5000K	3,746	150	1-10V	Black	-	•	P
42	9418	FX10SCM42/840/BK	4000K	5,517	175	1-10V	Black	-	•	P
42	9419	FX10SCM42/850/BK	5000K	5,638	175	1-10V	Black	-	•	P
59	9422	FX10SCM59/840/BK	4000K	7,695	250	1-10V	Black	-	•	P
59	9423	FX10SCM59/850/BK	5000K	7,845	250	1-10V	Black	-	•	P
28	9416	FX10SCM28/840/WH	4000K	3,540	150	1-10V	White	-	•	P
28	9417	FX10SCM28/850/WH	5000K	3,746	150	1-10V	White	-	•	P
42	9420	FX10SCM42/840/WH	4000K	5,517	175	1-10V	White	-	•	P
42	9421	FX10SCM42/850/WH	5000K	5,638	175	1-10V	White	-	•	P
59	9424	FX10SCM59/840/WH	4000K	7,695	250	1-10V	White	-	•	P
59	9425	FX10SCM59/850/WH	5000K	7,845	250	1-10V	White	-	•	P

ACCESSORIES (Ordered Separately)



Motion Sensor
P10234 SEN-MC605V-D
(Microwave Motion Sensor 0-10V)



Emergency Driver
7336 BAEM4-60BC/MV-A
(Emergency Driver for 28W, 38W)



Drop Lens
P10126 LENS-SCM/DR9X9
(Drop Lens for SCM 28W, 42W, 59W)



Photocell
P10036 SEN-PHO-BT-MT/MV
(Button Photocell 120V-277)



Beauty Plates
P10195 PLT-SCM/14X14/WH
(14"x14" Beauty Plate used with SCM)
P10196 PLT-SCM/24X24/WH
(24"x24" Beauty Plate used with SCM)



Frosted Lens
P10125 LENS-SCM/FR9X9
(Frosted Lens for SCM 28W, 42W, 59W)



Surge Protector
P10389 SPD-L-10KV-277
(Surge Protection 10KV 120-277V)



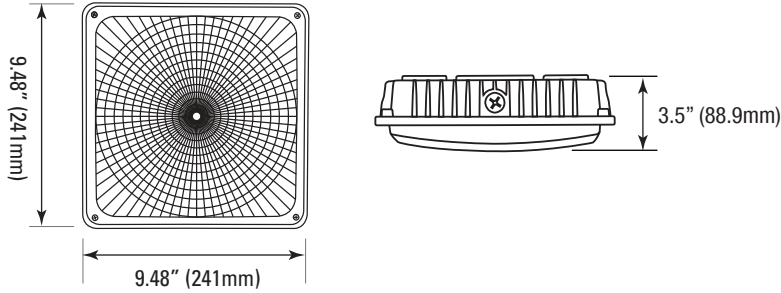
Surge Protector
P10390 SPD-L-20KV-277
(Surge Protection 20KV 120-277V)



Surge Protector
P10391 SPD-L-20KV-480
(Surge Protection 20KV 347-480V)

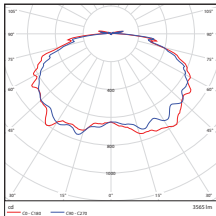
DIMENSIONS

28W 4.50-lbs
42W 5.10-lbs
59W 5.10-lbs



PHOTOMETRICS CHART

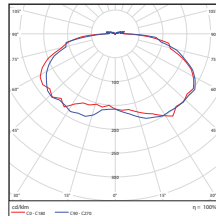
28 Watt
DLC Premium



Illuminance at a Distance		Beam Width	
Center Beam fc	Beam Width	Center Beam fc	Beam Width
2.8R	101 fc	15.6 R	14.0 R
5.6R	25.3 fc	33.3 R	29.6 R
7.9R	11.3 fc	49.7 R	48.5 R
10.9R	6.34 fc	66.3 R	59.3 R
12.6R	4.06 fc	82.8 R	74.1 R
15.6R	2.82 fc	99.4 R	88.9 R

Vert. Spread: 146.4°
Horiz. Spread: 142.7°

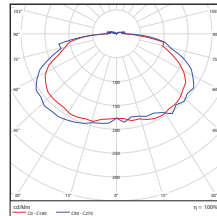
42 Watt
DLC Premium



Illuminance at a Distance		Beam Width	
Center Beam fc	Beam Width	Center Beam fc	Beam Width
2.8R	140 fc	24.5 R	19.7 R
5.6R	34.9 fc	51.2 R	39.5 R
7.9R	15.5 fc	76.9 R	59.2 R
10.9R	8.72 fc	102.5 R	79.0 R
12.6R	5.58 fc	128.1 R	98.7 R
15.6R	3.88 fc	153.7 R	118.5 R

Vert. Spread: 157.9°
Horiz. Spread: 151.6°

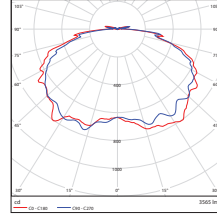
59 Watt
DLC Premium



Illuminance at a Distance		Beam Width	
Center Beam fc	Beam Width	Center Beam fc	Beam Width
2.8R	213 fc	20.9 R	24.1 R
5.6R	54.6 fc	41.8 R	48.1 R
7.9R	24.3 fc	62.7 R	72.2 R
10.9R	13.7 fc	83.5 R	96.3 R
12.6R	8.74 fc	104.4 R	120.4 R
15.6R	6.07 fc	125.3 R	144.4 R

Vert. Spread: 153.1°
Horiz. Spread: 156.9°

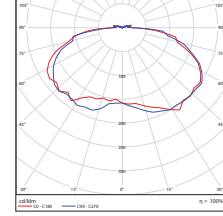
28 Watt with sensor
DLC Premium



Illuminance at a Distance		Beam Width	
Center Beam fc	Beam Width	Center Beam fc	Beam Width
2.8R	101 fc	15.6 R	14.0 R
5.6R	25.3 fc	33.3 R	29.6 R
7.9R	11.3 fc	49.7 R	48.5 R
10.9R	6.34 fc	66.3 R	59.3 R
12.6R	4.06 fc	82.8 R	74.1 R
15.6R	2.82 fc	99.4 R	88.9 R

Vert. Spread: 146.4°
Horiz. Spread: 142.7°

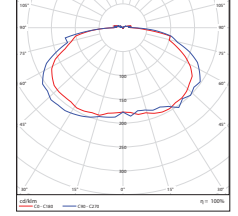
42 Watt with sensor
DLC Premium



Illuminance at a Distance		Beam Width	
Center Beam fc	Beam Width	Center Beam fc	Beam Width
2.8R	34.9 fc	51.2 R	39.5 R
5.6R	8.72 fc	102.5 R	79.0 R
7.9R	3.88 fc	153.7 R	118.5 R
10.9R	2.10 fc	205.0 R	158.0 R
12.6R	1.40 fc	256.2 R	197.5 R
15.6R	0.97 fc	307.4 R	237.0 R

Vert. Spread: 157.9°
Horiz. Spread: 151.6°

59 Watt with sensor
DLC Premium



Illuminance at a Distance		Beam Width	
Center Beam fc	Beam Width	Center Beam fc	Beam Width
2.8R	219 fc	20.9 R	24.1 R
5.6R	54.6 fc	41.8 R	48.1 R
7.9R	24.3 fc	62.7 R	72.2 R
10.9R	13.7 fc	83.5 R	96.3 R
12.6R	8.74 fc	104.4 R	120.4 R
15.6R	6.07 fc	125.3 R	144.4 R

Vert. Spread: 153.1°
Horiz. Spread: 156.9°

PACKAGE

Case Qty 1 pc

