

GE  
Lighting

# LineFit Light

## LED Lighting System

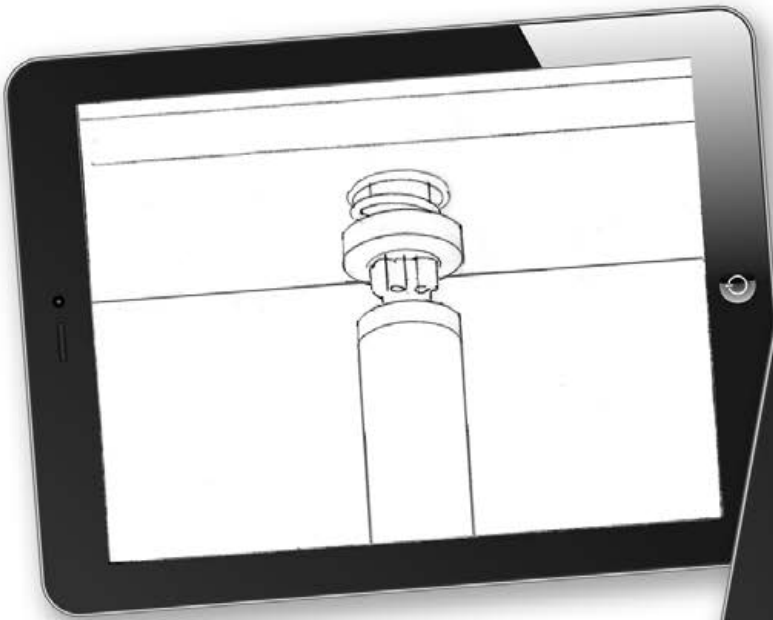
The fast, *simple* retrofit for cabinet signs



imagination at work

# Rapid Retrofit

The new **LineFit** Light LED system is the incredibly quick and easy way to transform a fluorescent cabinet sign into an efficient LED solution. In four easy steps, taking just minutes per fixture, you get all the lighting performance, energy savings and reduced maintenance benefits of GE LED technology. Now, the old R17d fluorescent sockets hold the new LED light bars in place with rotating end caps—to ensure the light is perfectly directed to the sign face. Since the GE Tetra® 24-volt Power Supply is rated a Class 2 device, there is no need to run the output (DC) wiring in any raceways or conduit, further reducing installation costs. You get all the LED advantages of bright signs, longer life, energy efficiency, lower maintenance and cold weather performance in one durable, money-saving system.

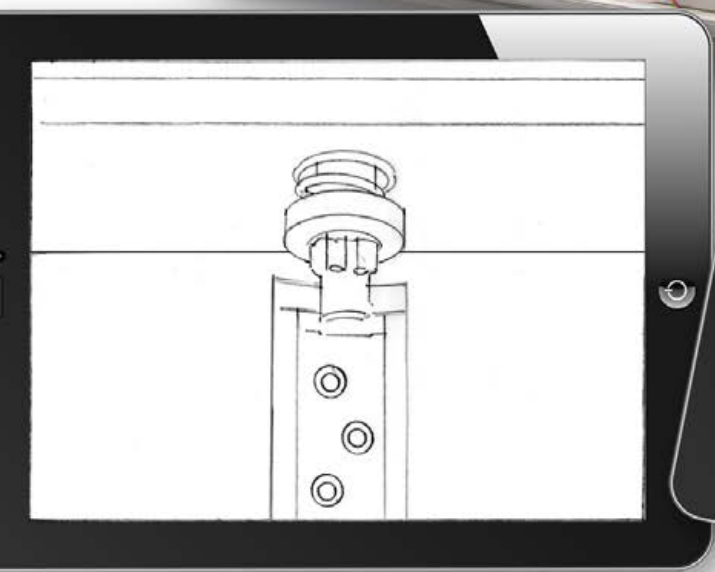


## Quick & Easy

It's the easiest cabinet retrofit ever—just four simple steps. Imagine the labor savings potential on every sign.

**Step 1** Remove old ballast and lamps

**Step 2** Install Tetra 24-volt power supply



**Step 3** Use existing R17d sockets to hold new LED light bars

**Step 4** Connect wires to LED bars and back to power supply

# *Fast Forward* your ROI

Save on labor expense now, plus maintenance and energy costs for years to come. The new **LineFit** Light LED system is designed with impressive Return On Investment in mind. When switching from fluorescent to advanced LED technology, a payback can be achieved in as little as two years. Incredible LED product longevity is the difference. Rather than replace fluorescent tubes over and over, your **LineFit** Light LED System keeps working beautifully for years, eliminating the added cost, hassle and inconvenience of routine fluorescent maintenance. The financial benefits are even greater when you convert larger spaces and multiple locations; the return can be of significant benefit to your bottom line. Please visit [www.gelighting.com](http://www.gelighting.com) to determine the exact ROI calculations for your unique application.






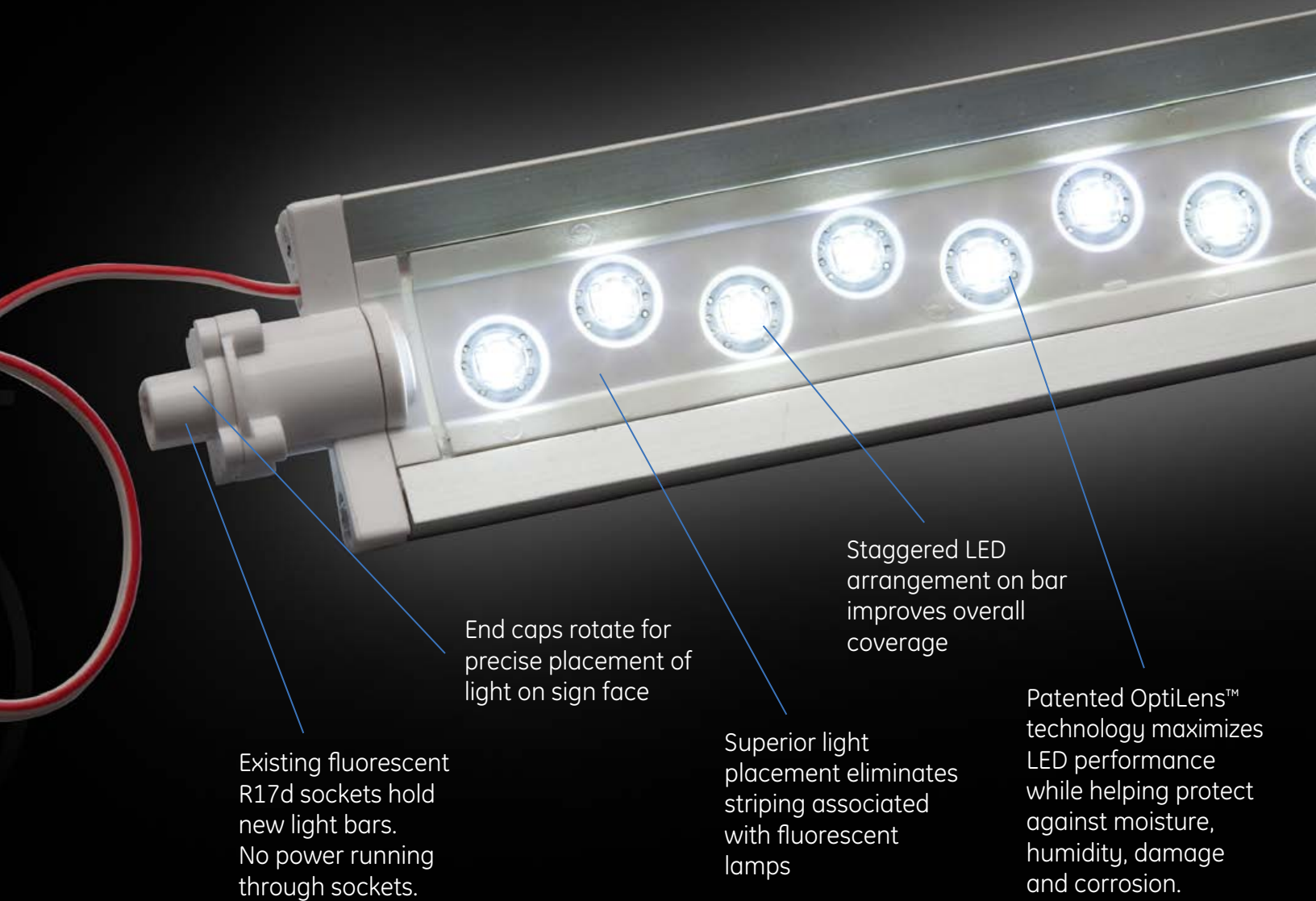
## Features & Benefits

- Slashes maintenance costs
- Cuts energy expenses
- Up to **58%-76%** energy savings vs. T12HO fluorescent
- Improved visual appearance
- Available in 11 Sizes (F18, F24, F30, F36, F42, F48, F60, F64, F72, F84, F96)
- Three color temperatures (Daylight 6500K, Sign White 5400K, Cool White 4100K)
- Recessed double contact base - R17d
- Double-sided for double or single-sided signs
- 24V System
- Damp and dry rated
- Compliant with material restriction requirements of RoHS
- 5 year limited warranty

# Nothing Compares to **LineFit** Light

New **LineFit** Light out performs fluorescent with the convenience of using existing sockets as light bar mounts. Unlike fluorescent, which emits light in a 360-degree pattern, **LineFit** Light uses advanced optics to carefully direct all the light on the sign face. No more wasting light in the cabinet sign. Double-sided bars accommodate double- or single-sided signs, and the end caps rotate for proper alignment to sign face. This 24-volt system uses less than half the energy of high output fluorescent and comes in the same color temperature options (Daylight 6500K, Sign White 5400K, Cool White 4100K). Compare for yourself and you'll see... **LineFit** Light is the vastly superior choice.





Existing fluorescent R17d sockets hold new light bars. No power running through sockets.

End caps rotate for precise placement of light on sign face

Superior light placement eliminates striping associated with fluorescent lamps

Staggered LED arrangement on bar improves overall coverage

Patented OptiLens™ technology maximizes LED performance while helping protect against moisture, humidity, damage and corrosion.

## GE Reliability

Building on a reputation for innovation and excellence that dates back to Edison's first electric light bulb, GE brings an unsurpassed depth and breadth of expertise to every product. Our commitment to providing the greatest value in high technologically solutions is stronger than ever. We deliver innovative options backed by the international reputation of our 130-plus years in the business.

## Environmentally Responsible

Designed with environmental concerns in mind, the GE **LineFit** Light system meets stringent standards for efficiency and reduced impact. 50,000-hour life eliminates bulb changes associated with fluorescent tubes, reducing landfill impact. Product is complaint with material restriction requirements of RoHs.

# Technical Specifications

Specification Item	Description	Long Description	LFL HO Replacement	Color Temp (K)	Brightness Lumens/Lightbar	Quantity	Energy Consumption Watts (Lightbar)	Energy Consumption Watts (System/Lightbar)	Viewing Angle single side view angle
95166	GEF18T12SGNHOLE	GE 18" Sign White LED Lamp	F18 Sign White	6500K	893				
95160	GEF18T12DHOLED	GE 18" Daylight LED Lamp	F18 Daylight	5400K	893	6/Box	7.2	8.5	140
95172	GEF18T12CWHOLE	GE 18" Cool White LED Lamp	F18 Cool White	4100K	834				
94472	GEF24T12DHOLED	GE 24" Daylight LED Lamp	F24 Daylight	6500K	1470				
94465	GEF24T12SGNHOLE	GE 24" Sign White LED Lamp	F24 Sign White	5400K	1470	6/Box	11.5	13.5	140
94479	GEF24T12CWHOLE	GE 24" Cool White LED Lamp	F24 Cool White	4100K	1374				
95167	GEF30T12DHOLED	GE 30" Daylight LED Lamp	F30 Daylight	6500K	1786				
95161	GEF30T12SGNHOLE	GE 30" Sign White LED Lamp	F30 Sign White	5400K	1786	6/Box	14.4	16.9	140
95173	GEF30T12CWHOLE	GE 30" Cool White LED Lamp	F30 Cool White	4100K	1668				
94473	GEF36T12DHOLED	GE 36" Daylight LED Lamp	F36 Daylight	6500K	2205				
94466	GEF36T12SGNHOLE	GE 36" Sign White LED Lamp	F36 Sign White	5400K	2205	6/Box	17.3	20.4	140
94480	GEF36T12CWHOLE	GE 36" Cool White LED Lamp	F36 Cool White	4100K	2061				
95168	GEF42T12DHOLED	GE 42" Daylight LED Lamp	F42 Daylight	6500K	2521				
95162	GEF42T12SGNHOLE	GE 42" Sign White LED Lamp	F42 Sign White	5400K	2521	6/Box	20.2	23.8	140
95174	GEF42T12CWHOLE	GE 42" Cool White LED Lamp	F42 Cool White	4100K	2355				
94474	GEF48T12DHOLED	GE 48" Daylight LED Lamp	F48 Daylight	6500K	2940				
94467	GEF48T12SGNHOLE	GE 48" Sign White LED Lamp	F48 Sign White	5400K	2940	6/Box	23.0	27.1	140
94481	GEF48T12CWHOLE	GE 48" Cool White LED Lamp	F48 Cool White	4100K	2748				
95169	GEF60T12DHOLED	GE 60" Daylight LED Lamp	F60 Daylight	6500K	3675				
95163	GEF60T12SGNHOLE	GE 60" Sign White LED Lamp	F60 Sign White	5400K	3675	6/Box	28.8	33.9	140
95175	GEF60T12CWHOLE	GE 60" Cool White LED Lamp	F60 Cool White	4100K	3435				
94475	GEF64T12DHOLED	GE 64" Daylight LED Lamp	F64 Daylight	6500K	3833				
94468	GEF64T12SGNHOLE	GE 64" Sign White LED Lamp	F64 Sign White	5400K	3833	6/Box	30.2	35.5	140
94482	GEF64T12CWHOLE	GE 64" Cool White LED Lamp	F64 Cool White	4100K	3582				
95170	GEF72T12DHOLED	GE 72" Daylight LED Lamp	F72 Daylight	6500K	4410				
95164	GEF72T12SGNHOLE	GE 72" Sign White LED Lamp	F72 Sign White	5400K	4410	6/Box	34.6	40.7	140
95176	GEF72T12CWHOLE	GE 72" Cool White LED Lamp	F72 Cool White	4100K	4122				
95171	GEF84T12DHOLED	GE 84" Daylight LED Lamp	F84 Daylight	6500K	5145				
95165	GEF84T12SGNHOLE	GE 84" Sign White LED Lamp	F84 Sign White	5400K	5145	6/Box	40.3	47.4	140
95177	GEF84T12CWHOLE	GE 84" Cool White LED Lamp	F84 Cool White	4100K	4809				
94476	GEF96T12DHOLED	GE 96" Daylight LED Lamp	F96 Daylight	6500K	5880				
94469	GEF96T12SGNHOLE	GE 96" Sign White LED Lamp	F96 Sign White	5400K	5880	6/Box	46.1	54.2	140
94483	GEF96T12CWHOLE	GE 96" Cool White LED Lamp	F96 Cool White	4100K	5496				

## Power Supply Loading

Specification Item	LineFit Light
Power Supply	GEPS24-20 Input: 90-264VAC; Output: 24VDC GEPS24W-80 Input: 90-264VAC; Output: 24VDC GEPS24D-80U Input: 90-305VAC; Output: 24VDC GEPS24-100-NA Input: 108-305VAC; Output: 24VDC GEPS24-100-GL Input: 108-305VAC; Output: 24VDC GEPS24-180U Input: 90-305VAC; Output: 24VDC
Maximum Supply Wire Limits	<b>80W, 100W, 180W</b> 20 ft. (6.1 m) 18AWG/0.82mm <sup>2</sup> supply wire - 9409 25 ft. (7.6 m) 16AWG/1.31mm <sup>2</sup> supply wire 35 ft. (10.6 m) 14AWG/2.08mm <sup>2</sup> supply wire 40 ft. (12.1 m) 12AWG/3.31mm <sup>2</sup> supply wire <i>Wiring to be installed in accordance with Article 725 of the National Electric code (NEC).</i>
Operating Environment	-40 °C to +60 °C
Warranty	GE offers a limited system warranty of up to five (5) years
System Certifications	UL/cUL Recognized #E219167, UL/cUL Classified #E229508, IP66 rated: separate enclosure required, damp location rated. Product is compliant with material restriction requirements of RoHS.



GE Lighting • 1-888-MY-GE-LED (1-888-69-43-533) • [www.gelighting.com](http://www.gelighting.com)

GE Lighting Solutions, LLC. is a subsidiary of the General Electric Company. Tetra is a trademark of GE Lighting. The GE brand and logo are trademarks of the General Electric Company. © 2014 GE Lighting Solutions, LLC. Information provided is subject to change without notice. All values are design or typical values when measured under laboratory conditions.