

GE  
Lighting Solutions

# IMMERSION™

## LED Refrigerated Display Lighting

Vertical Cases  
RV40 Series



# Achieve Your Best Case Scenario

Immersion™ RV40 LED Refrigerated Display Lighting helps retailers cut annual operating costs while enhancing the visual appeal of products in vertical refrigerated cases. The perfect replacement for fluorescent, Immersion efficiently delivers bright, uniform light across package facings, while significantly reducing energy consumption and maintenance expenses. Retailers are losing money every day they wait to replace inefficient fluorescent lighting in their refrigerated cases—really making the case to switch to GE's money saving Immersion RV40 LED System.



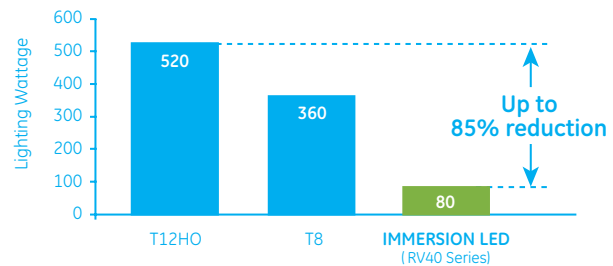
## Impressive Energy Savings

Direct energy savings up to 85%

The Immersion RV40 system operates on as little as 16 watts of energy per door, reducing case lighting energy consumption by up to 85% compared to T12HO fluorescent systems. This system is dimmable and is also compatible with occupancy sensors for even greater energy savings.

### Lighting System Wattage

5-door case example  
(60-inch light fixtures)

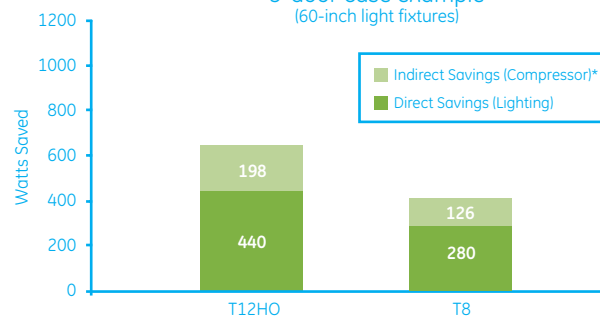


## Additional indirect energy savings

On top of the direct energy savings achieved from the case lighting, for every watt of light reduced inside the refrigerated case, the compressor doesn't need to work as hard to remove the heat. This provides the retailer with additional indirect energy savings.

### Immersion Wattage Savings

5-door case example  
(60-inch light fixtures)



\*Compressor savings are dependent on case temperature and design.

## Lower CO<sub>2</sub> emissions and waste

Immersion RV40 efficiently uses less energy, reducing CO<sub>2</sub> emissions. Its robust design does not contain any mercury, lead or glass, making handling and disposal less of a concern. Additionally, this system has no UV or infrared and is both RoHS and NSF compliant, providing an optimal selling environment for food products.



a product of  
**ecomagination™**

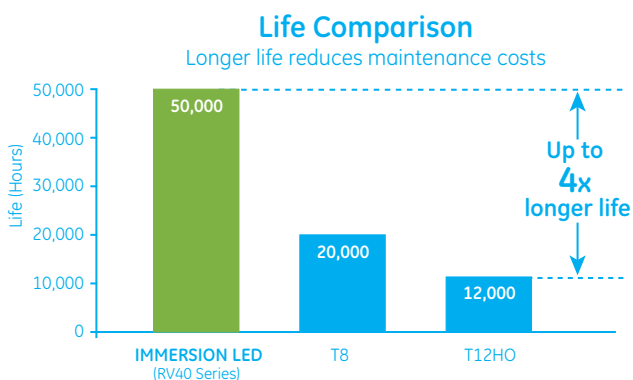


**NEW UL**  
Retrofit certification

## Lower Maintenance Expenses

### Up to 4x longer life than fluorescent

Immersion RV40 has a rated life of 50,000 hours—that’s up to 4 times longer than traditional fluorescent systems. And unlike fluorescent tubes, the Immersion LED system does not require time to warm up and experiences no reduction of life from turning on and off in cold environments. This superior performance and reliability is backed by a 5-year limited warranty.



### Save on relamping costs

Immersion's 50,000 hour rated life provides retailers with over 5.7 years of 24-hour operation without having to change a lamp. The elimination of annual fluorescent lamp replacement offers retailers significant maintenance cost savings and eases the hassle and expense associated with the storage and disposal of fluorescent tubes.

## Greater Visual Appeal

### Bright, more uniform look across package facings

Immersion’s innovative optic design, keeps light directed on the shelf, where it belongs, not wasted on the glass doors and floor. Cases achieve higher average lux levels and more uniform light distribution across the package facings. The light source remains hidden, significantly reducing distracting glare and light spill—making aisles feel larger and more spacious. Available in multiple lengths and color temperatures, retailers can easily create the right look for their stores.

### Making the case to switch...

If a retailer replaces T8 fluorescent lamps with Immersion RV40 in 100 refrigerated case doors in each of its 50 stores, each year it will achieve:

- Energy savings of nearly \$400,000
- Significant maintenance cost savings
- Improved product visibility
- CO<sub>2</sub> emissions reduced by >1,400 metric tons ...that’s equal to planting >400 acres of trees

Product Code (Single)	Product Code (10-Pack)	Description	Item	Color Temp (K)*	PERFORMANCE DATA						Energy Consumption		DIMENSIONAL DATA				
					Lumens**	LPW	Lumens Per ft (m)	Life (Hours)	CRI	Power (Watts)***	EEC	kWh/1000h	Length (L)	Width (W)	Depth (D)		
5000K	65602	65605	GELT404850CTR-SY, -SB	48" LED Light - Center	5000	872	74.5	218 715	50,000	75	11.7	A	N/A	(inch) (mm)	48.50 1232.4	2.60 65.5	1.30 32.5
	65603	65606	GELT404850EDR-SY, -SB	48" LED Light - Right End	5000	477	78.2	119 390	50,000	75	6.1	A+	N/A	(inch) (mm)	48.50 1232.4	2.10 52.3	1.60 40.4
	65604	65607	GELT404850EDL-SY, -SB	48" LED Light - Left End	5000	477	78.2	119 390	50,000	75	6.1	A+	N/A	(inch) (mm)	48.50 1232.4	2.10 52.3	1.60 40.4
	79741	79744	GELT406050CTR-SY, -SB	60" LED Light - Center	5000	1070	66.9	214 702	50,000	75	16	A	17.60	(inch) (mm)	60.3 1532	2.58 65.5	1.28 32.5
	79742	79745	GELT406050EDR-SY, -SB	60" LED Light - Right End	5000	650	81.3	130 427	50,000	75	8	A+	8.80	(inch) (mm)	60.3 1532	2.06 52.4	1.59 40.4
	79743	79746	GELT406050EDL-SY, -SB	60" LED Light - Left End	5000	650	81.3	130 427	50,000	75	8	A+	8.80	(inch) (mm)	60.3 1532	2.06 52.4	1.59 40.4
	79759	79762	GELT407050CTR-SY, -SB	70" LED Light - Center	5000	1268	65.7	227 744	50,000	75	19.3	A	21.23	(inch) (mm)	70.75 1797.1	2.58 65.5	1.28 32.5
	79760	79763	GELT407050EDR-SY, -SB	70" LED Light - Right End	5000	739	78.9	132 434	50,000	75	10	A	11.00	(inch) (mm)	70.75 1797.1	2.06 52.4	1.59 40.4
	79761	79764	GELT407050EDL-SY, -SB	70" LED Light - Left End	5000	739	78.9	132 434	50,000	75	10	A	11.00	(inch) (mm)	70.75 1797.1	2.06 52.4	1.59 40.4
	4000K	65608	65611	GELT404840CTR-SY, -SB	48" LED Light - Center	4000	806	68.9	202 663	50,000	80	11.7	A	N/A	(inch) (mm)	48.50 1232.4	2.60 65.5
65609		65612	GELT404840EDR-SY, -SB	48" LED Light - Right End	4000	441	72.3	110 361	50,000	80	6.1	A+	N/A	(inch) (mm)	48.50 1232.4	2.10 52.3	1.60 40.4
65610		65613	GELT404840EDL-SY, -SB	48" LED Light - Left End	4000	441	72.3	110 361	50,000	80	6.1	A+	N/A	(inch) (mm)	48.50 1232.4	2.10 52.3	1.60 40.4
79747		79750	GELT406040CTR-SY, -SB	60" LED Light - Center	4000	1070	59	213 698	50,000	80	18	A	19.80	(inch) (mm)	60.3 1532	2.58 65.5	1.28 32.5
79748		79751	GELT406040EDR-SY, -SB	60" LED Light - Right End	4000	650	72	129 424	50,000	80	9	A	9.90	(inch) (mm)	60.3 1532	2.06 52.4	1.59 40.4
79749		79752	GELT406040EDL-SY, -SB	60" LED Light - Left End	4000	650	72	129 424	50,000	80	9	A	9.90	(inch) (mm)	60.3 1532	2.06 52.4	1.59 40.4
79765		79768	GELT407040CTR-SY, -SB	70" LED Light - Center	4000	1213	62.8	217 712	50,000	80	19.3	A	21.23	(inch) (mm)	70.75 1797.1	2.58 65.5	1.28 32.5
79766		79769	GELT407040EDR-SY, -SB	70" LED Light - Right End	4000	695	69.5	124 408	50,000	80	10	A	11.00	(inch) (mm)	70.75 1797.1	2.06 52.4	1.59 40.4
79767		79770	GELT407040EDL-SY, -SB	70" LED Light - Left End	4000	695	69.5	124 408	50,000	80	10	A	11.00	(inch) (mm)	70.75 1797.1	2.06 52.4	1.59 40.4
3500K		65614	65617	GELT404835CTR-SY, -SB	48" LED Light - Center	3500	753	64.4	188 617	50,000	80	11.7	A	N/A	(inch) (mm)	48.50 1232.4	2.60 65.5
	65615	65618	GELT404835EDR-SY, -SB	48" LED Light - Right End	3500	416	68.2	104 341	50,000	80	6.1	A	N/A	(inch) (mm)	48.50 1232.4	2.10 52.3	1.60 40.4
	65616	65619	GELT404835EDL-SY, -SB	48" LED Light - Left End	3500	416	68.2	104 341	50,000	80	6.1	A	N/A	(inch) (mm)	48.50 1232.4	2.10 52.3	1.60 40.4
	79753	79756	GELT406035CTR-SY, -SB	60" LED Light - Center	3500	1055	58.6	211 692	50,000	80	18	B	19.80	(inch) (mm)	60.3 1532	2.58 65.5	1.28 32.5
	79754	79757	GELT406035EDR-SY, -SB	60" LED Light - Right End	3500	589	65.4	118 386	50,000	80	9	A	9.90	(inch) (mm)	60.3 1532	2.06 52.4	1.59 40.4
	79755	79758	GELT406035EDL-SY, -SB	60" LED Light - Left End	3500	589	65.4	118 386	50,000	80	9	A	9.90	(inch) (mm)	60.3 1532	2.06 52.4	1.59 40.4
	79771	79774	GELT407035CTR-SY, -SB	70" LED Light - Center	3500	1148	59.5	205 674	50,000	80	19.3	B	21.23	(inch) (mm)	70.75 1797.1	2.58 65.5	1.28 32.5
	79772	79775	GELT407035EDR-SY, -SB	70" LED Light - Right End	3500	649	64.9	116 381	50,000	80	10	B	20.90	(inch) (mm)	70.75 1791.1	2.06 52.4	1.59 40.4
79773	79776	GELT407035EDL-SY, -SB	70" LED Light - Left End	3500	649	64.9	116 381	50,000	80	10	B	20.90	(inch) (mm)	70.75 1791.1	2.06 52.4	1.59 40.4	




\*Color temp (CCT) +/- 10%

\*\*Based on typical in-store performance.

\*\*\*System watts Typ AC based on Typical in-store performance.

## Accessories

Product Code (Single)	Description	Item	DIMENSIONAL DATA			
			Length (L)	Width (W)	Depth (D)	
79813	GEPS4000NCMUL-SY	LED Driver	(inch)	10.75	1.65	1.05
			(mm)	273	42	26.7
79814	GE-CV-4060CTR	Wire Cover	(inch)	1.77	1.42	1.19
			(mm)	45.01	36	30.23

Conforms to the following standards:            

This device complies with Part 15 of the FCC Rules. Operation is subject to the following two conditions: (1) this device may not cause harmful interference, and (2) this device must accept any interference received, including interference that may cause undesired operation.

This Class [A] RFLD complies with the Canadian standard ICES-005. Ce DEFR de la classe [A] est conforme à la NMB-005 du Canada.

This product is intended solely for the use of commercial refrigerated display lighting and is not intended for use in any other applications.



GE Lighting Solutions • 1-888-MY-GE-LED • www.gelightingsolutions.com  
1-888-69-43-533

GE Lighting Solutions, LLC is a subsidiary of the General Electric Company. Immersion is a trademark of GE Lighting Solutions, LLC. The GE brand and logo are trademarks of the General Electric Company. © 2010 GE Lighting Solutions, LLC. Information provided is subject to change without notice. All values are design or typical values when measured under laboratory conditions.