

LED signage lighting systems
Channel Letters

Tetra® MS



current
powered by GE

With all new OptiLens™ X and groundbreaking energy efficiency

Tetra® MS —the 24V remarkable LED system designed for small channel letters as shallow as 1.5 inches in depth delivers incredibly uniform light, installs easily and operates efficiently. The **Tetra® MS** is now IP66 and UL wet rated which makes it more robust and reliable even under wet weather.

Powerful all new OptiLens™ X

Tetra® MS features all new OptiLens™ X a new patented technology that allows for an incredible 165° viewing angle. The all new **Tetra® MS** is your best option to significantly reduce energy and maintenance costs.

Power Supply Loading

The new 24V **Tetra® MS** loading improves 41% from the previous 12V generation. Now load up to 85 feet (25.9 m) or 85 modules of product per GEPS24-100U-NA power supply.

Improved Stroke Spacing

The new 24V **Tetra® MS** stroke spacing has improved on average (depth/stroke spacing 1.5"/6", 3"/10", 4"/14", 5"/17"), requiring less product, thanks to the new **OptiLens™ X** wide beam angle.

Tetra® MS Features

- Wide 165° beam angle
- Improved luminous intensity
- Efficacy: 119 lm/W
- 24 Volt DC, Class 2 (UL), Class III (IEC)
- UL Wet Rated & IP66 - no separate enclosure is required
- 5-year limited warranty



Tetra® MS		
	Can Depth	Coverage
Small	1.5-3" (38-76mm)	6" (152.4mm)
	3-4" (76-102mm)	10" (254.0mm)
Medium	4-5" (102-127mm)	14" (355.6mm)
	5-6" (127-152mm)	17" (431.8mm)

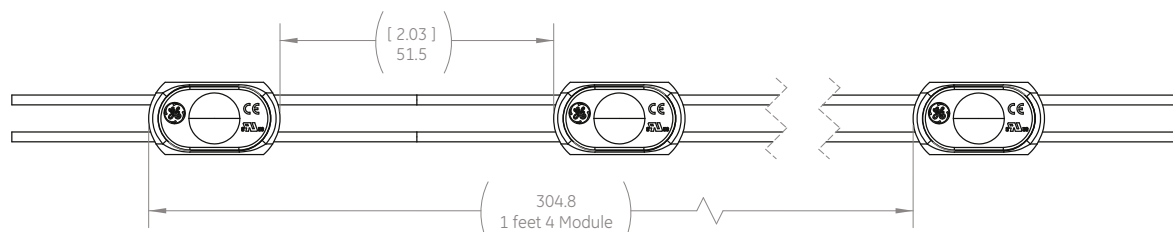
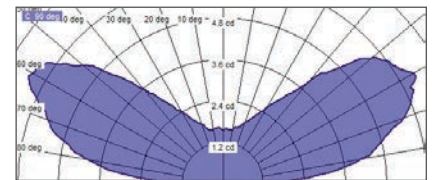

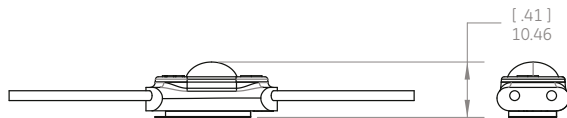
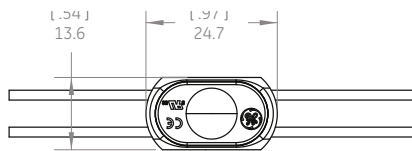
Total GE Reliability

To ensure every Tetra® MS installation will operate brilliantly for years, we perform the most extensive, stringent testing in the industry. We test the LED, water and dust ingress protection, sub-system and complete system at our in-house and independent laboratories around the world. Validation of our designs, components, products and processes include hightemperature, high-humidity and accelerated life testing.



Mechanical Outline & Viewing Angle

Dimensions in (inches). Metric equivalent mm.



Components

SKU	Description	Details	Color	Pkg. Quantity	Additional Information
93053674	GEMS2471-W1	Tetra® MS 24V 7100K	White	5 Strips/Box	80 modules per strip
93053675	GEMS2450-W1	Tetra® MS 24V 5000K	Warm White	5 Strips/Box	80 modules per strip
93053676	GEMS2441-W1	Tetra® MS 24V 4100K	Warm White	5 Strips/Box	80 modules per strip
93053677	GEMS2432-W1	Tetra® MS 24V 3200K	Warm White	5 Strips/Box	80 modules per strip

Technical Specifications

Description	Wavelength/ CCT	Typical Brightness (Lumens/module)	Typical Brightness Lumen/ft (Lumen/m)	Energy Consumption (Strip/Module)	Energy Consumption (System/Module)	Power Supply Loading	Viewing Angle
GEMS2471-W1	7100K	27.5	110 (361)	0.23w/module	0.27w/module	85 ft (25.9 m) /100WPS	165
GEMS2450-W1	5000K	27.5	110 (361)	0.23w/module	0.27w/module	85 ft (25.9 m) /100WPS	165
GEMS2441-W1	4100K	27.5	110 (361)	0.23w/module	0.27w/module	85 ft (25.9 m) /100WPS	165
GEMS2432-W1	3200K	25	100 (328)	0.23w/module	0.27w/module	85 ft (25.9 m) /100WPS	165

Technical Specifications

Specification Item	Specification				
LEDs/Module	1				
LEDs/ft (LEDs/m)	4 (13)				
Modules/ ft. (Modules/m)	4 (13)				
Cutting Resolution	Cut on wire between every module				
Power Supply	GEPS24-25-NA Input: 100-305VAC; Output: 24VDC GEPS24D-80U Input: 90-305VAC; Output: 24VDC GEPS24-100U Input: 108-305VAC; Output: 24VDC GEPS24-180U Input: 90-305VAC; Output: 24VDC GEPS24-300U Input: 108-305VAC; Output: 24VDC				
Maximum Supply Wire Limits		18 AWG/0.82 mm² Supply Wire	16 AWG/1.31 mm² Supply Wire	14 AWG/2.08 mm² Supply Wire	12 AWG/3.31 mm² Supply Wire
	25W Power Supply	120 ft./36.6 m	-	-	-
	80W Power Supply	20 ft./6.1 m	25 ft./7.6 m	35 ft./10.6 m	40 ft./12.1 m
	100W Power Supply	20 ft./6.1 m	25 ft./7.6 m	35 ft./10.6 m	40 ft./12.1 m
	180W Power Supply	20 ft./6.1 m	25 ft./7.6 m	35 ft./10.6 m	40 ft./12.1 m
300W Power Supply	20 ft./6.1 m	25 ft./7.6 m	35 ft./10.6 m	40 ft./12.1 m	
Operating Environment	-40 °C to +60 °C				
Module Dimensions (h x l x w)	10.46 x 24.7 x 13.6				
Warranty	GE offers a limited system warranty of up to five (5) years				
System Certifications	UL Recognized (C-US) #E219167, UL Classified (C-US) #E229508, CE, ROHS • IP66 rated: for dry, damp or wet location.				

