

Hi-lume 3D Overview

Hi-lume 3D architectural electronic dimming ballasts are designed to meet the most demanding lighting requirements. By providing industry leading performance with a full-range of 100% to less than 1% fluorescent dimming, Hi-lume 3D ballasts enable you to provide the ideal visual environment for any application.

Features

- Continuous, flicker-free dimming from 100% to 0.7% for T8, 1% for T5 and T5HO, and 5% for T5 twin-tube
- Supports standard 3-wire line-voltage phase-control technology for consistent fixture-to-fixture dimming performance
- Compatible with EcoSystem® Energi Savr Node™, GRAFIK Eye® QS with EcoSystem, and Quantum® systems, allowing for integration into an existing/planned EcoSystem lighting control system
- Programmed rapid start design preheats lamp cathodes before applying full arc voltage to ensure full-rated lamp life while dimming and cycling
- Lamps turn on to any dimmed level without flashing to full brightness
- Low harmonic distortion throughout the entire dimming range maintains power quality
- Frequency of operation ensures that ballast does not interfere with infrared devices operating between 38 kHz and 42 kHz
- Inrush current limiting circuitry eliminates circuit breaker tripping, switch arcing, and relay failure
- Ballasts maintain consistent light output for different lamp lengths, ensuring fixture-to-fixture uniformity
- Ultra-quiet operation
- Protected from miswires of any input power to control lead, or from lamp leads to each other and/or ground
- 100% compatible with all Lutron 3-wire fluorescent controls and EcoSystem digital controls
- 100% performance tested at factory
- 5-year limited warranty with Lutron field service commissioning (3-year standard warranty) from date of purchase



Hi-lume 3D, case type C

1.18 in W (30 mm) x 1.00 in H (25 mm) x 18.00 in L (457 mm)



Hi-lume 3D, case type G

2.38 in W (60 mm) x 1.00 in H (25 mm) x 9.50 in L (241 mm)

| | | |
|--|---|----------------------|
| Job Name: <input type="text"/> | Model Numbers: <input type="text"/> | |
| Job Number: <input type="text"/> | <input type="text"/> | <input type="text"/> |

Specifications

Performance

- Dimming Range: 100% to 0.7% measured relative light output (RLO) for T8, 100% to 1% measured RLO for T5 and T5HO, and 100% to 5% measured RLO for T5 twin-tube.
- Lamp Starting: programmed rapid start
- Relative Humidity: maximum 90% noncondensing
- Lamp Current Crest Factor: less than 1.7
- Lamp Flicker: none visible
- Light Output Variation: constant $\pm 2\%$ light output for line voltage variations of $\pm 10\%$
- Lamp Life: average lamp life meets or exceeds rating of lamp manufacturer
- Power Factor: greater than 0.95
- Total Harmonic Distortion (THD): less than 10%
- Maximum Inrush Current: 7 amps per ballast at 120 V, 3 amps per ballast at 277 V
- Operating Voltage: Universal input 120 V, 220/240 V, 277 V, 50/60 Hz
- Frequency of Operation: greater than 42 KHz
- Ballast Factor: 1.0/1.17 for T8 lamps and 1.0 for T5, T5HO, and T5 twin-tube lamps

Dimming Range for T5 and T5HO lamps:

| BF | Dimming Range (Max/Min (BF)) | Dimming Ratio |
|-----|------------------------------|---------------|
| 1.0 | 1.00 / 0.01 | 100:1 |

Dimming Range for T8 lamps:

| BF | Dimming Range (Max/Min (BF)) | Dimming Ratio |
|------|------------------------------|---------------|
| 1.17 | 1.17 / 0.0085 | 138:1 |
| 1.0 | 1.00 / 0.0085 | 118:1 |

Dimming Range for T5 Twin Tube lamps:

| BF | Dimming Range (Max/Min (BF)) | Dimming Ratio |
|-----|------------------------------|---------------|
| 1.0 | 1.00 / 0.05 | 100:5 |

Environment

- Minimum lamp starting temperature: 50 °F (10 °C)
- Relative humidity: less than 90% non-condensing
- Sound Rating: inaudible in a 27 dB ambient
- Maximum ballast case temperature: 167 °F (75 °C)

Standards

- California Energy Commission Listed
- UL Listed (evaluated to the requirements of UL935)
- CSA certified (evaluated to the requirements of C22.2 No. 74) (specific model numbers only)
- Class P thermally protected
- Meets ANSI C82.11 High Frequency Ballast Standard
- Meets FCC Part 18 Non-Consumer requirements for EMI/RFI emissions
- Meets ANSI C62.41 Category A surge protection standards up to and including 6 kV
- Manufacturing facilities employ ESD reduction practices that comply with the requirements of ANSI/ESD S20.20
- Lutron Quality Systems registered to ISO 9001.2000

Ballast Wiring & Mounting


- Ballast is grounded via a mounting screw to the fixture
- Ballast mounts using two screws (or sheet metal feature and one screw) within a fluorescent fixture.
- Power and lamp wiring terminals accept only one 18 AWG (1.0 mm²) solid wire per terminal

Lamp Seasoning

Refer to the lamp manufacturer's requirements for lamp seasoning requirements prior to dimming.

| | | |
|---|---|--|
| Job Name: <input style="width: 90%; height: 20px;" type="text"/> | Model Numbers: <input style="width: 60%; height: 20px;" type="text"/> <input style="width: 35%; height: 20px;" type="text"/> | |
| Job Number: <input style="width: 80%; height: 20px;" type="text"/> | <input style="width: 30%; height: 20px;" type="text"/> | <input style="width: 30%; height: 20px;" type="text"/> |


Hi-lume 3D Ballasts for Linear and U-Bent T8 Lamps

| Lamp Type | Lamp Watts (length) | Lamps per Ballast | Case Size | Hi-lume 3D | Input Voltage (VAC) | Ballast Current (A) | Ballast Factor (BF) | Input Power (W) | System Lumens* (lm) | System Efficacy* (lm/W) | Ballast Efficacy Factor (BEF) | Relative System Efficacy (RSE) |
|---|---------------------|-------------------|-------------------|-------------------|---------------------|---------------------|---------------------|-----------------|---------------------|-------------------------|-------------------------------|--------------------------------|
|  | 40W (60 in) | 1 | C | H3D T840 C U 1 10 | 277 | 0.16 | 1.00 | 42.8 | 3800 | 89 | 2.34 | 0.94 |
| | | | | | 240 | 0.18 | 1.00 | 43.0 | 3800 | 88 | 2.33 | 0.93 |
| | | | | | 120 | 0.37 | 1.00 | 43.8 | 3800 | 87 | 2.28 | 0.91 |
| | | 1 | C | H3D T840 C U 1 17 | 277 | 0.18 | 1.17 | 49.6 | 4446 | 90 | 2.36 | 0.94 |
| | 240 | | | | 0.21 | 1.17 | 49.4 | 4446 | 90 | 2.37 | 0.95 | |
| | 2 | C | H3D T840 C U 2 10 | 277 | 0.32 | 1.00 | 88.9 | 7600 | 86 | 1.13 | 0.90 | |
| | | | | 240 | 0.37 | 1.00 | 88.4 | 7600 | 86 | 1.13 | 0.91 | |
| | 32 W (48 in) | 1 | C | H3D T832 C U 1 10 | 277 | 0.13 | 1.00 | 34.8 | 3000 | 86 | 2.87 | 0.92 |
| | | | | | 240 | 0.15 | 1.00 | 35.0 | 3000 | 86 | 2.85 | 0.91 |
| | | | G | H3D T832 G U 1 10 | 120 | 0.30 | 1.00 | 35.1 | 3000 | 85 | 2.85 | 0.91 |
| | | | | | 277 | 0.15 | 1.17 | 39.7 | 3510 | 88 | 2.95 | 0.94 |
| | | | G | H3D T832 G U 1 17 | 240 | 0.17 | 1.17 | 40.0 | 3510 | 88 | 2.92 | 0.94 |
| 120 | | | | | 0.34 | 1.17 | 40.1 | 3510 | 88 | 2.92 | 0.93 | |
| 2 | | C | H3D T832 C U 2 10 | 277 | 0.24 | 1.00 | 65.7 | 6000 | 91 | 1.52 | 0.97 | |
| | | | | 240 | 0.28 | 1.00 | 66.3 | 6000 | 90 | 1.51 | 0.97 | |
| G | | H3D T832 G U 2 10 | 120 | 0.58 | 1.00 | 66.5 | 6000 | 90 | 1.50 | 0.96 | | |
| | | | 277 | 0.28 | 1.17 | 75.4 | 7020 | 93 | 1.55 | 0.99 | | |
| G | | H3D T832 G U 2 17 | 240 | 0.31 | 1.17 | 76.5 | 7020 | 92 | 1.53 | 0.98 | | |
| | | | 120 | 0.67 | 1.17 | 76.9 | 7020 | 91 | 1.52 | 0.97 | | |
| 3 | G | H3D T832 G U 3 10 | 277 | 0.37 | 1.00 | 93.5 | 9000 | 96 | 1.07 | 1.03 | | |
| | | | 240 | 0.40 | 1.00 | 94.9 | 9000 | 96 | 1.05 | 1.01 | | |
| | G | H3D T832 G U 3 17 | 120 | 0.83 | 1.00 | 95.4 | 9000 | 96 | 1.05 | 1.01 | | |
| | | | 277 | 0.41 | 1.17 | 105.7 | 10,530 | 100 | 1.11 | 1.06 | | |
| G | H3D T832 G U 3 17 | 240 | 0.47 | 1.17 | 106.5 | 10,530 | 99 | 1.10 | 1.05 | | | |
| | | 120 | 0.95 | 1.17 | 106.8 | 10,530 | 99 | 1.10 | 1.05 | | | |
| 25 W (36 in) | 1 | C | H3D T825 C U 1 10 | 277 | 0.11 | 1.00 | 29.1 | 1900 | 65 | 3.44 | 0.86 | |
| | | | | 240 | 0.12 | 1.00 | 28.9 | 1900 | 66 | 3.46 | 0.87 | |
| | | | | 120 | 0.25 | 1.00 | 29.9 | 1900 | 64 | 3.34 | 0.84 | |
| | 1 | C | H3D T825 C U 1 17 | 277 | 0.12 | 1.17 | 33.5 | 2223 | 66 | 3.49 | 0.87 | |
| | | | | 240 | 0.14 | 1.17 | 33.1 | 2223 | 67 | 3.53 | 0.88 | |
| | | | | 120 | 0.29 | 1.17 | 33.8 | 2223 | 66 | 3.46 | 0.87 | |
| | 2 | C | H3D T825 C U 2 10 | 277 | 0.22 | 1.00 | 56.0 | 3800 | 68 | 1.79 | 0.89 | |
| | | | | 240 | 0.24 | 1.00 | 56.0 | 3800 | 68 | 1.79 | 0.89 | |
| G | H3D T825 G U 2 10 | 120 | 0.49 | 1.00 | 59.0 | 3800 | 64 | 1.69 | 0.85 | | | |
| | | 277 | 0.24 | 1.17 | 62.3 | 4446 | 71 | 1.88 | 0.94 | | | |
| G | H3D T825 G U 2 17 | 240 | 0.27 | 1.17 | 61.8 | 4446 | 72 | 1.89 | 0.95 | | | |
| | | 120 | 0.55 | 1.17 | 64.0 | 4446 | 69 | 1.83 | 0.91 | | | |


* Actual number may vary with lamp model. Please consult lamp manufacturer for lamp-specific data.

| | |
|--|---|
| Job Name: <input style="width: 90%; height: 20px;" type="text"/> | Model Numbers: <input style="width: 95%; height: 20px;" type="text"/> |
| Job Number: <input style="width: 80%; height: 20px;" type="text"/> | <input style="width: 95%; height: 20px;" type="text"/> |

Hi-lume 3D Ballasts for Linear and U-Bent T8 Lamps (continued)

| Lamp Type | Lamp Watts (length) | Lamps per Ballast | Case Size | Hi-lume 3D | Input Voltage (VAC) | Ballast Current (A) | Ballast Factor (BF) | Input Power (W) | System Lumens* (lm) | System Efficacy* (lm/W) | Ballast Efficacy Factor (BEF) | Relative System Efficacy (RSE) | |
|---|---------------------|-------------------|-------------------|-------------------|---------------------|---------------------|---------------------|-----------------|---------------------|-------------------------|-------------------------------|--------------------------------|------|
| T8 and U-Bent  | 17 W (24 in) | 1 | C | H3D T817 C U 1 10 | 277 | 0.08 | 1.00 | 22.9 | 1300 | 57 | 4.37 | 0.74 | |
| | | | G | H3D T817 G U 1 10 | 240 | 0.09 | 1.00 | 22.6 | 1300 | 58 | 4.42 | 0.75 | |
| | | 1 | C | H3D T817 C U 1 17 | 277 | 0.09 | 1.17 | 25.3 | 1521 | 60 | 4.62 | 0.79 | |
| | | | G | H3D T817 G U 1 17 | 240 | 0.10 | 1.17 | 25.3 | 1521 | 60 | 4.62 | 0.79 | |
| | | 2 | C | H3D T817 C U 2 10 | 277 | 0.14 | 1.00 | 38.7 | 2600 | 67 | 2.58 | 0.88 | |
| | | | G | H3D T817 G U 2 10 | 240 | 0.16 | 1.00 | 38.4 | 2600 | 68 | 2.60 | 0.89 | |
| | 2 | C | H3D T817 C U 2 17 | 277 | 0.15 | 1.17 | 41.8 | 3042 | 73 | 2.80 | 0.95 | | |
| | | G | H3D T817 G U 2 17 | 240 | 0.18 | 1.17 | 41.7 | 3042 | 73 | 2.81 | 0.95 | | |
| | 3 | G | 3 | G | H3D T817 G U 3 10 | 277 | 0.21 | 1.00 | 57.2 | 3900 | 68 | 1.75 | 0.89 |
| | | | | | | 240 | 0.25 | 1.00 | 56.9 | 3900 | 69 | 1.76 | 0.90 |
| | | | | | | 120 | 0.48 | 1.00 | 57.5 | 3900 | 68 | 1.74 | 0.89 |
| | 3 | G | 3 | G | H3D T817 G U 3 17 | 277 | 0.23 | 1.17 | 64.4 | 4563 | 71 | 1.75 | 0.93 |
| 240 | | | | | | 0.27 | 1.17 | 64.9 | 4563 | 70 | 1.76 | 0.92 | |
| 120 | | | | | | 0.55 | 1.17 | 65.6 | 4563 | 70 | 1.74 | 0.91 | |

Hi-lume 3D Ballasts for Linear T5 Lamps

| Lamp Type | Lamp Watts (length) | Lamps per Ballast | Case Size | Hi-lume 3D | Input Voltage (VAC) | Ballast Current (A) | Ballast Factor (BF) | Input Power (W) | System Lumens* (lm) | System Efficacy* (lm/W) | Ballast Efficacy Factor (BEF) | Relative System Efficacy (RSE) |
|---|---------------------|-------------------|---------------------|---------------------|---------------------|---------------------|---------------------|-----------------|---------------------|-------------------------|-------------------------------|--------------------------------|
| T5 Linear  | 28 W (45.2 in) | 1 | C | H3D T528 C UNV 1 10 | 277 | 0.12 | 1.00 | 32.1 | 2900 | 89 | 3.07 | 0.86 |
| | | | | | 240 | 0.13 | 1.00 | 32.2 | 2900 | 88 | 3.04 | 0.85 |
| | | | | | 120 | 0.27 | 1.00 | 32.5 | 2900 | 88 | 3.04 | 0.85 |
| | | 2 | C | H3D T528 C UNV 2 10 | 277 | 0.23 | 1.00 | 64.1 | 5800 | 90 | 1.55 | 0.87 |
| | | | | | 240 | 0.26 | 1.00 | 64.0 | 5800 | 89 | 1.54 | 0.86 |
| | | | | | 120 | 0.54 | 1.00 | 65.0 | 5800 | 89 | 1.53 | 0.86 |
| | 21 W (33.4 in) | 1 | C | H3D T521 C UNV 1 10 | 277 | 0.09 | 1.00 | 25.2 | 2100 | 83 | 3.97 | 0.83 |
| | | | | | 240 | 0.10 | 1.00 | 24.9 | 2100 | 84 | 4.02 | 0.84 |
| | | | | | 120 | 0.22 | 1.00 | 25.8 | 2100 | 81 | 3.88 | 0.81 |
| | | 2 | C | H3D T521 C UNV 2 10 | 277 | 0.18 | 1.00 | 48.6 | 4200 | 86 | 2.06 | 0.86 |
| | | | | | 240 | 0.20 | 1.00 | 47.9 | 4200 | 88 | 2.09 | 0.88 |
| | | | | | 120 | 0.41 | 1.00 | 49.2 | 4200 | 85 | 2.03 | 0.85 |
| 14 W (21.6 in) | 1 | C | H3D T514 C UNV 1 10 | 277 | 0.07 | 1.00 | 19.1 | 1350 | 71 | 5.24 | 0.73 | |
| | | | | 240 | 0.08 | 1.00 | 18.5 | 1350 | 73 | 5.41 | 0.76 | |
| | | | | 120 | 0.16 | 1.00 | 18.8 | 1350 | 72 | 5.32 | 0.74 | |
| | 2 | C | H3D T514 C UNV 2 10 | 277 | 0.13 | 1.00 | 35.4 | 2700 | 76 | 2.82 | 0.79 | |
| | | | | 240 | 0.15 | 1.00 | 35.2 | 2700 | 77 | 2.84 | 0.80 | |
| | | | | 120 | 0.29 | 1.00 | 35.3 | 2700 | 76 | 2.83 | 0.79 | |


* Actual number may vary with lamp model. Please consult lamp manufacturer for lamp-specific data.

| | |
|---|---|
| Job Name: <input style="width: 90%; height: 20px;" type="text"/> | Model Numbers: <input style="width: 95%; height: 20px;" type="text"/> |
| Job Number: <input style="width: 150px; height: 20px;" type="text"/> | <input style="width: 95%; height: 20px;" type="text"/> |

Hi-lume 3D Ballasts for Linear T5HO Lamps

| Lamp Type | Lamp Watts (length) | Lamps per Ballast | Case Size | Hi-lume 3D | Input Voltage (VAC) | Ballast Current (A) | Ballast Factor (BF) | Input Power (W) | System Lumens* (lm) | System Efficacy* (lm/W) | Ballast Efficacy Factor (BEF) | Relative System Efficacy (RSE) |
|----------------|---------------------|-------------------|-------------------|-------------------|---------------------|---------------------|---------------------|-----------------|---------------------|-------------------------|-------------------------------|--------------------------------|
| T5HO | 54 W (42.5 in) | 1 | C | H3D T554 C U 1 10 | 277 | 0.20 | 1.00 | 55.7 | 5000 | 90 | 1.80 | 1.44 |
| | | | | | 240 | 0.27 | 1.00 | 64.6 | 5000 | 77 | 1.55 | 0.62 |
| | | | | | 120 | 0.51 | 1.00 | 60.8 | 5000 | 82 | 1.64 | 0.66 |
| | | 2 | C | H3D T554 C U 2 10 | 277 | 0.41 | 1.00 | 112.2 | 10000 | 89 | 0.89 | 0.36 |
| | | | | | 240 | 0.51 | 1.00 | 121.9 | 10000 | 82 | 0.82 | 0.33 |
| | | | | | 120 | 0.98 | 1.00 | 116.4 | 10000 | 86 | 0.86 | 0.34 |
| | 39 W (33.4 in) | 1 | C | H3D T539 C U 1 10 | 277 | 0.16 | 1.00 | 43.6 | 3500 | 80 | 2.29 | 1.83 |
| | | | | | 240 | 0.18 | 1.00 | 43.5 | 3500 | 80 | 2.30 | 1.84 |
| | | | | | 120 | 0.38 | 1.00 | 44.7 | 3500 | 78 | 2.24 | 1.79 |
| | | 2 | C | H3D T539 C U 2 10 | 277 | 0.29 | 1.00 | 79.5 | 7000 | 88 | 1.26 | 0.50 |
| | | | | | 240 | 0.34 | 1.00 | 81.3 | 7000 | 86 | 1.23 | 0.98 |
| | | | | | 120 | 0.69 | 1.00 | 81.7 | 7000 | 86 | 1.22 | 0.98 |
| 24 W (21.6 in) | 1 | C | H3D T524 C U 1 10 | 277 | 0.11 | 1.00 | 29.1 | 2000 | 69 | 3.44 | 2.75 | |
| | | | | 240 | 0.12 | 1.00 | 28.0 | 2000 | 71 | 3.57 | 2.85 | |
| | | | | 120 | 0.24 | 1.00 | 28.7 | 2000 | 70 | 3.48 | 2.78 | |
| | 2 | C | H3D T524 C U 2 10 | 277 | 0.19 | 1.00 | 51.0 | 4000 | 78 | 1.96 | 0.78 | |
| | | | | 240 | 0.22 | 1.00 | 51.6 | 4000 | 78 | 1.94 | 1.55 | |
| | | | | 120 | 0.44 | 1.00 | 51.9 | 4000 | 77 | 1.93 | 1.54 | |

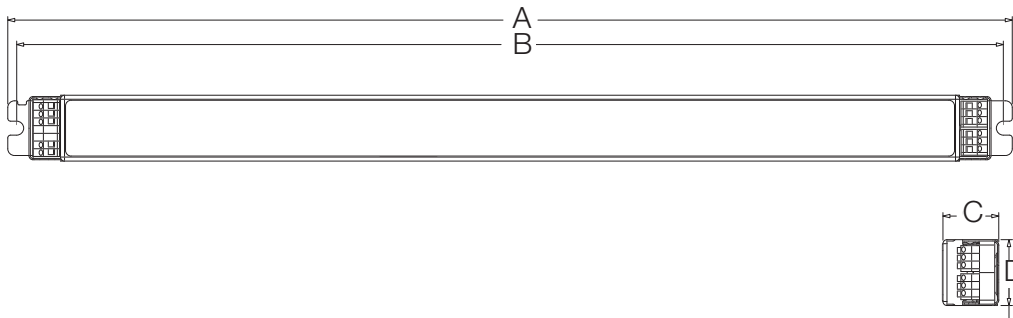
Hi-lume 3D Ballasts for Twin-Tube T5 Lamps

| Lamp Type | Lamp Watts (length) | Lamps per Ballast | Case Size | Hi-lume 3D | Input Voltage (VAC) | Ballast Current (A) | Ballast Factor (BF) | Input Power (W) | System Lumens* (lm) | System Efficacy* (lm/W) | Ballast Efficacy Factor (BEF) | Relative System Efficacy (RSE) |
|--|---------------------|-------------------|-------------------|-------------------|---------------------|---------------------|---------------------|-----------------|---------------------|-------------------------|-------------------------------|--------------------------------|
| T5 Twin-Tube  | 50 W (22.5 in) | 1 | G | H3D T550 G U 1 10 | 277 | 0.20 | 1.00 | 54.8 | 4000 | 73 | 1.82 | 0.73 |
| | | | | | 240 | 0.23 | 1.00 | 54.6 | 4000 | 73 | 1.83 | 0.73 |
| | | | | | 120 | 0.45 | 1.00 | 53.5 | 4000 | 75 | 1.87 | 0.75 |
| | | 2 | G | H3D T550 G U 2 10 | 277 | 0.36 | 1.00 | 98.7 | 8000 | 81 | 1.01 | 0.81 |
| | | | | | 240 | 0.42 | 1.00 | 99.8 | 8000 | 80 | 1.00 | 0.40 |
| | | | | | 120 | 0.84 | 1.00 | 99.8 | 8000 | 80 | 1.00 | 0.40 |
| | 40 W (22.5 in) | 1 | G | H3D T540 G U 1 10 | 277 | 0.16 | 1.00 | 43.9 | 3100 | 71 | 2.28 | 0.91 |
| | | | | | 240 | 0.18 | 1.00 | 42.8 | 3100 | 72 | 2.34 | 1.87 |
| | | | | | 120 | 0.36 | 1.00 | 42.8 | 3100 | 72 | 2.34 | 1.87 |
| | | 2 | G | H3D T540 G U 2 10 | 277 | 0.27 | 1.00 | 74.0 | 6200 | 84 | 1.35 | 1.08 |
| | | | | | 240 | 0.32 | 1.00 | 76.0 | 6200 | 82 | 1.32 | 1.05 |
| | | | | | 120 | 0.64 | 1.00 | 76.0 | 6200 | 82 | 1.32 | 1.05 |
| | | 3 | G | H3D T540 G U 3 10 | 277 | 0.40 | 1.00 | 109.7 | 9300 | 85 | 0.91 | 1.09 |
| | | | | | 240 | 0.47 | 1.00 | 111.7 | 9300 | 83 | 0.90 | 0.72 |
| | | | | | 120 | 0.95 | 1.00 | 112.9 | 9300 | 82 | 0.89 | 0.71 |
| | 36 W (15.5 in) | 1 | G | H3D T536 G U 1 10 | 277 | 0.14 | 1.00 | 38.4 | 2850 | 74 | 2.60 | 1.04 |
| | | | | | 240 | 0.17 | 1.00 | 40.4 | 2850 | 71 | 2.48 | 1.98 |
| | | | | | 120 | 0.33 | 1.00 | 39.2 | 2850 | 73 | 2.55 | 2.04 |
| 2 | | G | H3D T536 G U 2 10 | 277 | 0.26 | 1.00 | 71.3 | 5700 | 80 | 1.40 | 1.12 | |
| | | | | 240 | 0.31 | 1.00 | 73.7 | 5700 | 77 | 1.36 | 1.09 | |
| | | | | 120 | 0.61 | 1.00 | 72.5 | 5700 | 79 | 1.38 | 1.10 | |

| | | |
|----------------------|----------------------|----------------------|
| Job Name: | Model Numbers: | |
| <input type="text"/> | <input type="text"/> | <input type="text"/> |
| Job Number: | <input type="text"/> | <input type="text"/> |

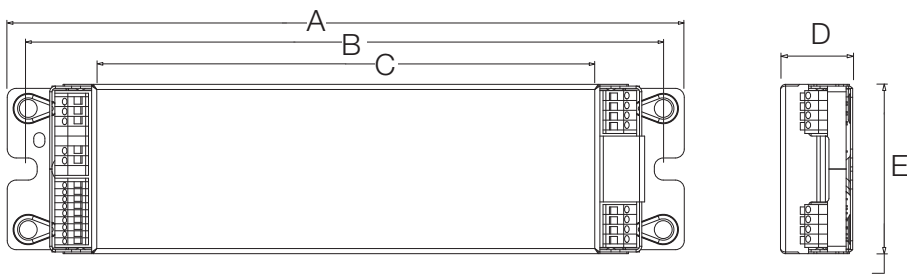
Case Dimensions

C



- A 18.00 in (457 mm)
- B 17.68 in (449 mm)
(mounting centers)
- C 1.0 in (25 mm)
- D 1.18 in (30 mm)

G



- A 9.5 in (241 mm)
- B 8.9 in (226 mm)
(mounting centers)
- C 7.1 in (180 mm)
- D 1.0 in (25 mm)
- E 2.38 in (60 mm)

| | | |
|--|---|--|
| Job Name: <input style="width: 90%; height: 20px;" type="text"/> | Model Numbers: <input style="width: 60%; height: 20px;" type="text"/> <input style="width: 40%; height: 20px;" type="text"/> | |
| Job Number: <input style="width: 150px; height: 20px;" type="text"/> | <input style="width: 300px; height: 20px;" type="text"/> | <input style="width: 300px; height: 20px;" type="text"/> |

Hi-lume 3D Dimmer Wiring

3-Wire Control Wiring



WARNING: Shock hazard. May result in serious injury or death. Disconnect power before servicing or installing.

- Make sure that the supply breaker to the Digital Ballast is OFF when wiring
- Wire as shown

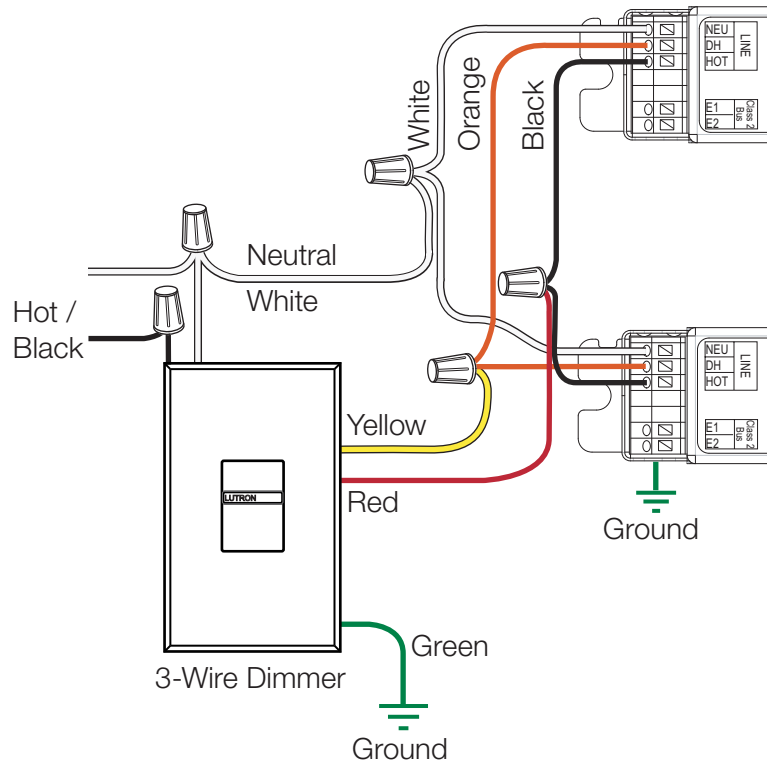
| Line input: | Connects to: |
|-------------|-------------------|
| Hot | Dimmer Black Wire |
| Neutral | Dimmer White Wire |

| Dimmer wire: | Connects to: |
|--------------|---------------------|
| Yellow | Ballast Orange (DH) |
| Red | Ballast Black (HOT) |
| White | Ballast White (NEU) |
| Green | Earth Ground |

- *Hi-lume* 3D ballast line voltage and 3-wire input terminals only accept one 18 AWG (1.0 mm²) solid wire

Emergency and 3-wire

- Ballasts controlled by a wallbox dimmer should not be used for emergency/egress lighting unless an external emergency ballast is used in the fixture. See *Lutron* App. Note #50.
- Ballasts may be used for emergency/egress lighting when controlled by a *Lutron* dimming panel (GP) and the panel is a dedicated emergency panel.



| | |
|---|--|
| Job Name: <input style="width: 90%; height: 20px;" type="text"/> | Model Numbers: <input style="width: 95%; height: 20px;" type="text"/> |
| Job Number: <input style="width: 80%; height: 20px;" type="text"/> | <input style="width: 95%; height: 20px;" type="text"/> |

Hi-lume 3D Wiring Diagrams

EcoSystem® Bus Overview

- The *EcoSystem* Bus wiring (E1 and E2) connects the digital ballasts together to form a lighting control system
- Each *EcoSystem* Bus supports up to 64 digital ballasts, 32 occupant sensors, 16 daylight sensors, and 64 wallstations or IR receivers
- Sensors do not directly connect to *Hi-lume* 3D ballasts
- E1 and E2 (*EcoSystem* bus wires) are polarity insensitive and can be wired in any topology
- An *EcoSystem* Bus Supply provides power for the *EcoSystem* Bus and supports system programming
- All *EcoSystem* Bus programming is completed by using the *EcoSystem* Programmer, GRAFIK Eye® QS with *EcoSystem*, or Quantum®

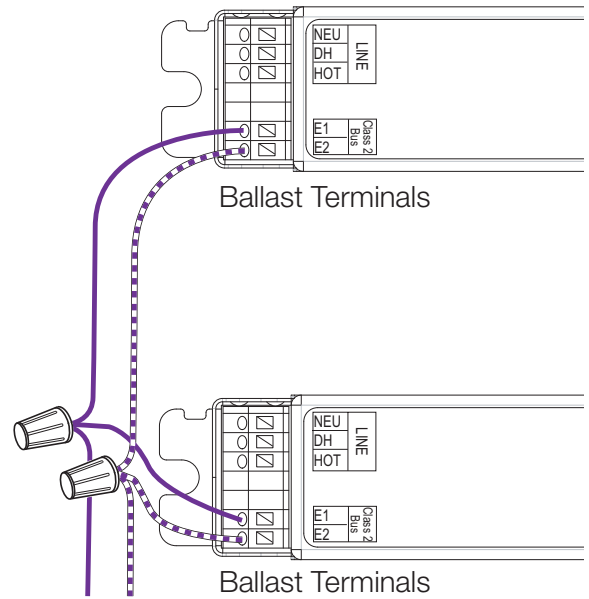
EcoSystem Bus Wiring

- Ballast *EcoSystem* Bus terminals only accept one 18 AWG (1.0 mm²) solid wire
- Make sure that the supply breaker to the Digital Ballast and *EcoSystem* Bus Supply is OFF when wiring
- Connect the two conductors to the two Digital Ballast terminals E1 and E2 as shown
- Using two different colors for E1 and E2 will reduce confusion when wiring several ballasts together
- The *EcoSystem* bus may be wired Class 1 or Class 2. Consult applicable electrical codes for proper wiring practices

Notes

- The *EcoSystem* Bus Supply does not have to be located at the end of the Digital Loop
- *EcoSystem* Bus length is limited by the wire gauge used for E1 and E2 as follows:

| Wire Gauge | Bus Length (max) |
|-------------------------------|------------------|
| 12 AWG (4.0 mm ²) | 2200 ft (670 m) |
| 14 AWG (2.5 mm ²) | 1400 ft (427 m) |
| 16 AWG (1.5 mm ²) | 900 ft (274 m) |

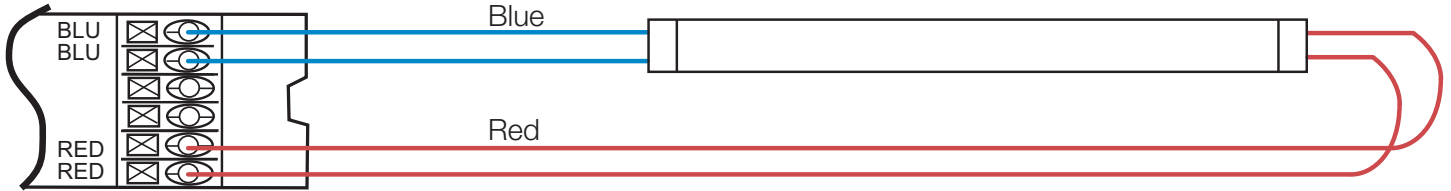


To the *EcoSystem* Bus Supply & up to 64 total ballasts

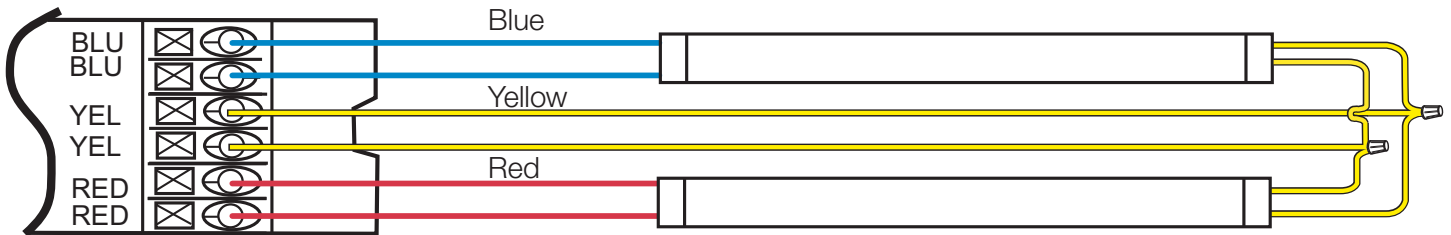
| | | |
|----------------------|----------------------|----------------------|
| Job Name: | Model Numbers: | |
| <input type="text"/> | <input type="text"/> | <input type="text"/> |
| Job Number: | <input type="text"/> | <input type="text"/> |

Hi-lume 3D Ballast Wiring Diagrams – T8, T5, and T5HO linear lamps

Wiring to One Lamp (C case shown)



Wiring to Two Lamps (C case shown)



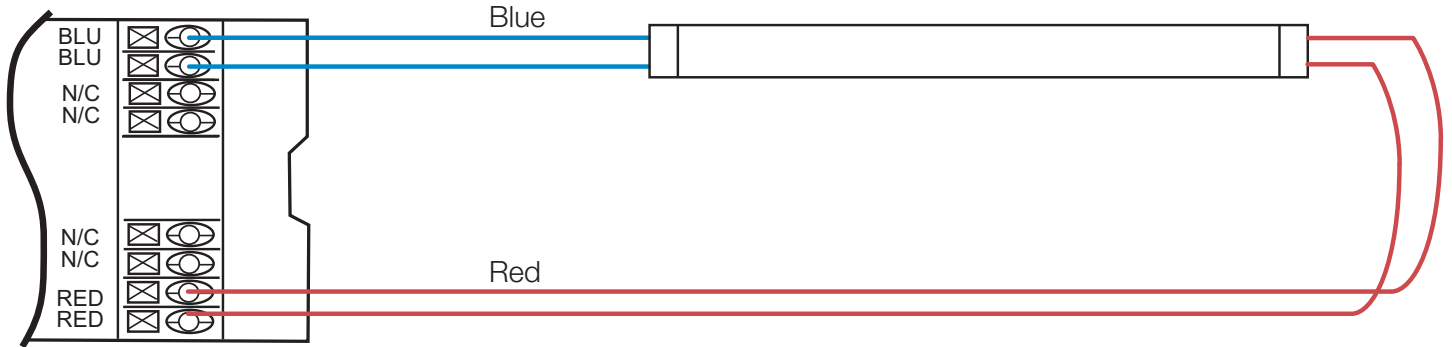
NOTICE

- Maximum ballast to lamp socket lead length is 7 ft (2 m)
- Wire colors shown are labeled on the ballast, but may vary depending upon fixture construction

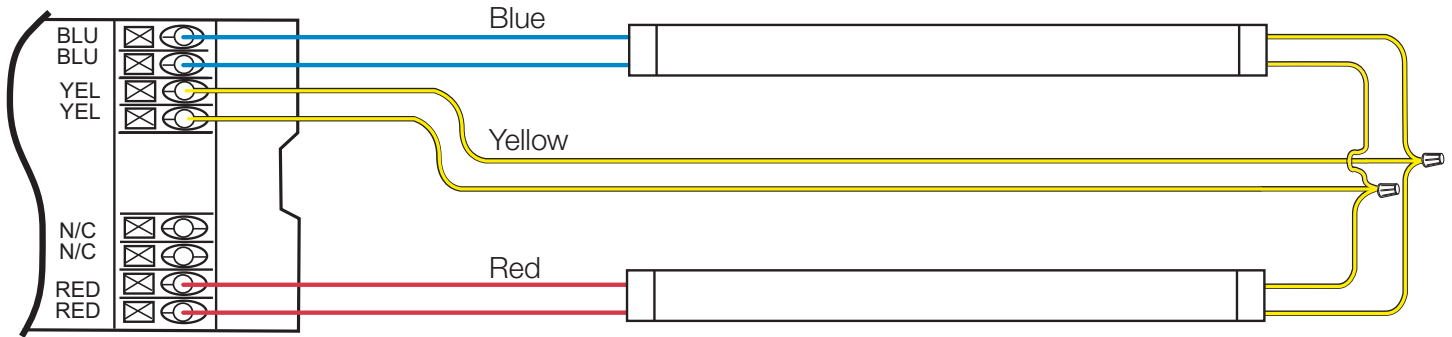
| | | |
|-----------------------------------|--|----------------------|
| Job Name: <input type="text"/> | Model Numbers: <input type="text"/> | <input type="text"/> |
| Job Number: <input type="text"/> | <input type="text"/> | <input type="text"/> |

Hi-lume 3D Ballast Wiring Diagrams – T8, T5, and T5HO linear lamps

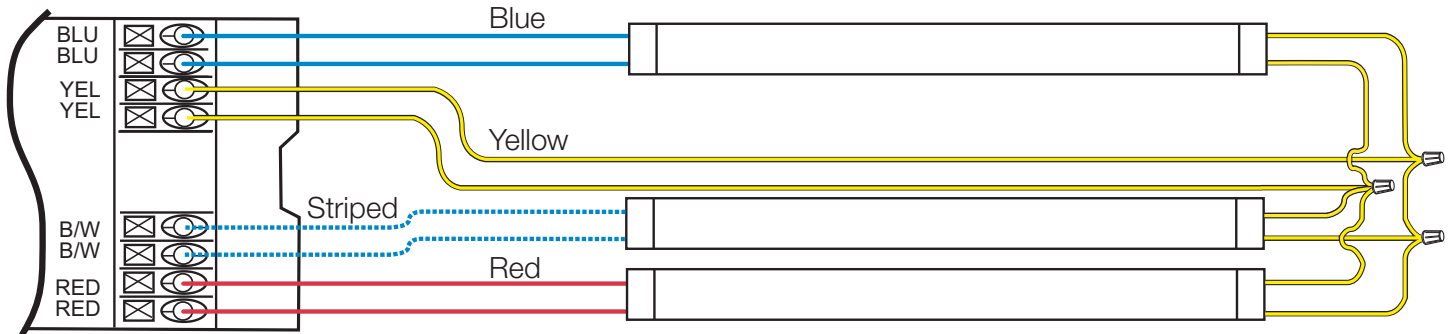
Wiring to One Lamp (G case shown)



Wiring to Two Lamps (G case shown)



Wiring to Three Lamps (G case shown)



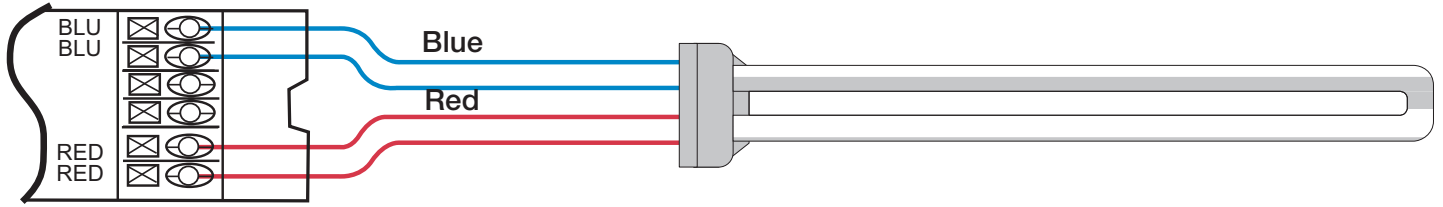
NOTICE

- Maximum ballast to lamp socket lead length is 7 ft (2 m)
- Wire colors shown are labeled on the ballast, but may vary depending upon fixture construction

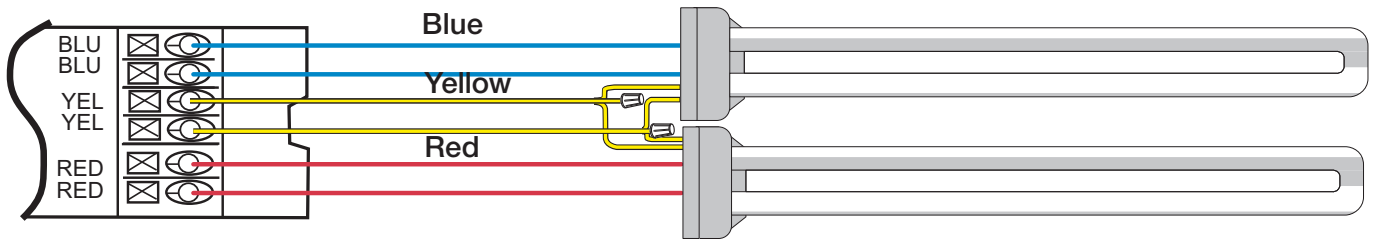
| | | |
|-------------------------------------|--|----------------------|
| Job Name: <input type="text"/> | Model Numbers: <input type="text"/> | |
| Job Number: <input type="text"/> | <input type="text"/> | <input type="text"/> |

EcoSystem Ballast Wiring Diagrams - T5 Twin-Tube

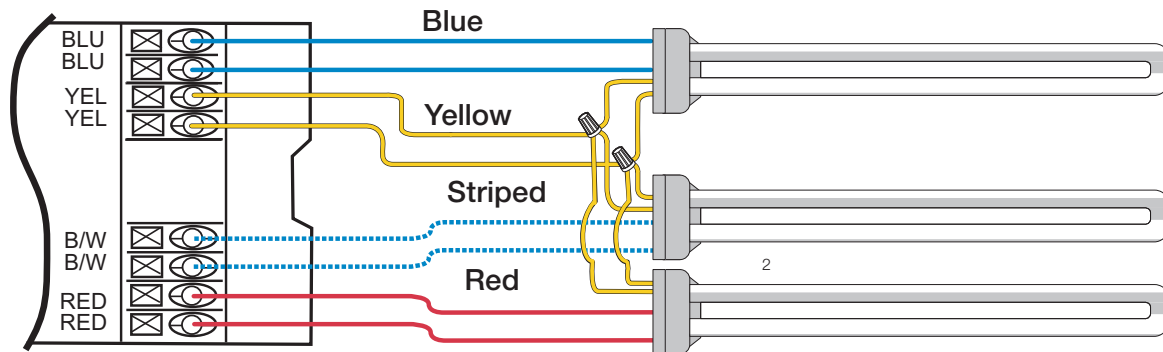
Wiring to One Lamp



Wiring to Two Lamps



Wiring to Three Lamps



NOTICE

- Maximum ballast to lamp socket lead length is 3 feet (1 m)
- Wire colors shown are labeled on the ballast, but may vary depending upon fixture construction

| | | |
|-----------------------------------|--|----------------------|
| Job Name: <input type="text"/> | Model Numbers: <input type="text"/> | |
| Job Number: <input type="text"/> | <input type="text"/> | <input type="text"/> |

ATTENTION ELECTRICIANS AND CONTRACTORS

Ballast/Socket Leads

Lead lengths from ballast to socket must not exceed 7 ft (2 m) for linear lamps (T5, T5HO, T8). Lead lengths must not exceed 3 feet (1 m) for T5 twin tube lamps.

Lamp Sockets

Lamp sockets as per IEC 60400 are required to ensure positive lamp-pin to socket contact.

Lamp Mounting

Many fluorescent lamp sockets are available with mounting slots to vary the height of the lamp away from the grounded metal surface. Use these slots to get the lamp glass to be 1/2 in ± 1/4 in away from the grounded metal surface for T8 lamps and 3/8 in ± 1/8 in for T5 lamps.

Having a fluorescent lamp too close to the grounded metal will make the minimum intensity too low and will reduce lamp life. Having a fluorescent lamp too far away from the grounded metal will make the lamp flicker or not turn on at all.

Ballast Operating Temperature

Ballast case temperature must not exceed 167 °F (75 °C) at any point on ballast.

Wiring and Grounding

Ballast and lighting fixture must be effectively grounded. Ballasts must be installed per national and local electrical codes.

ATTENTION FACILITIES MANAGERS

PERFORMANCE

Lamp Seasoning

Consult lamp manufacturer's recommendations on lamp seasoning prior to dimming.

SERVICE

Replacement Parts

Use replacement parts with exact Lutron model numbers. Consult Lutron if you have any questions.

Further Information

For further information, please visit us at www.lutron.com/ballasts or contact our 24-hour Technical Support Center at 1-800-523-9466.

| | | |
|--|--|---|
| Job Name: <input style="width: 90%; height: 20px;" type="text"/> | Model Numbers: <input style="width: 60%; height: 20px;" type="text"/> <input style="width: 40%; height: 20px;" type="text"/> | |
| Job Number: <input style="width: 100%; height: 20px;" type="text"/> | <input style="width: 100%; height: 20px;" type="text"/> | <input style="width: 100%; height: 20px;" type="text"/> |