



HPI-T High Wattage

HPI-T 1000W/543 E40 1SL/4

Quartz metal halide lamps with clear outer bulb

Warnings and Safety

- Use only in totally enclosed luminaire, even during testing (IEC61167, IEC 62035, IEC60598)
- The luminaire must be able to contain hot lamp parts if the lamp ruptures
- For use with control gear designed for high-pressure mercury lamps
- A lamp breaking is extremely unlikely to have any impact on your health. If a lamp breaks, ventilate the room for 30 minutes and remove the parts, preferably with gloves. Put them in a sealed plastic bag and take it to your local waste facilities for recycling. Do not use a vacuum cleaner.

Product data

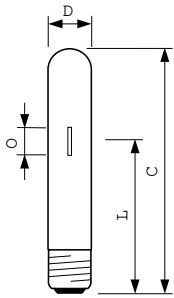
General Information		Voltage (Nom)	
Cap-Base	E40	130 V	
Operating Position	P [Parallel or Horizontal(HOR)]	Controls and Dimming	
Life to 50% Failures (Nom)	12,000 hour(s)	Dimmable	No
Light Technical		Mechanical and Housing	
Color Code	543 [CCT of 4300K]	Bulb Finish	Clear
Luminous Efficacy (rated) (Nom)	83 lm/W	Bulb Shape	T65
Color Designation	Cool White (CW)	Approval and Application	
Chromaticity Coordinate X (Nom)	370	Mercury (Hg) Content (Nom)	86 mg
Chromaticity Coordinate Y (Nom)	380	Energy Consumption kWh/1000 h	1089 kWh
Correlated Color Temperature (Nom)	4300 K	Product Data	
Color rendering index (CRI)	57	Order product name	HPI-T 1000W/543 E40 1SL/4
Arc Length O (Nom)	80 mm	Full product name	HPI-T 1000W/543 E40 1SL/4
Operating and Electrical		Full product code	871150018373645
Power Consumption	990 W	Order code	928482600096

HPI-T High Wattage

Material Nr. (12NC)	928482600096
Numerator - Quantity Per Pack	1
Net Weight (Piece)	0.426 kg
EAN/UPC - Product/Case	8711500183736

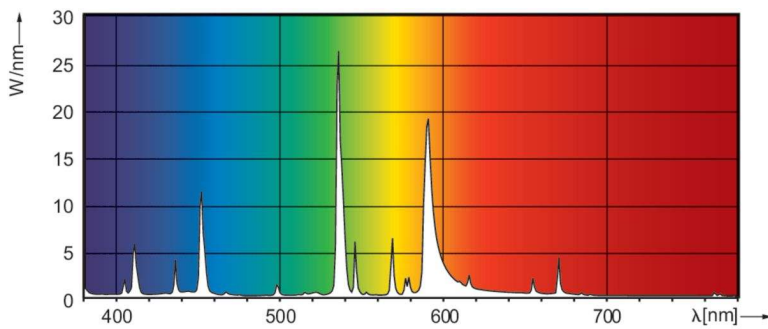
Numerator - Packs per outer box	4
EAN/UPC - Case	8711500183743

Dimensional drawing



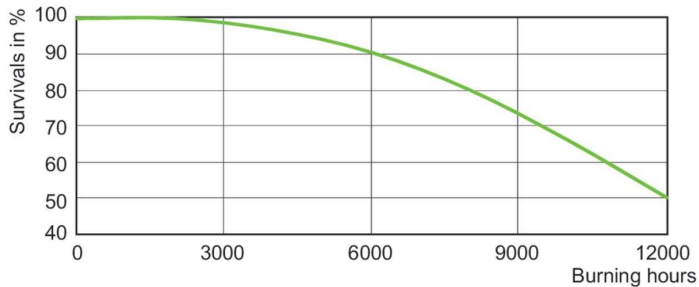
Product	D (max)	O	L	C (max)
HPI-T 1000W/543 E40 1SL/4	66 mm	80 mm	240 mm	382 mm

Photometric data

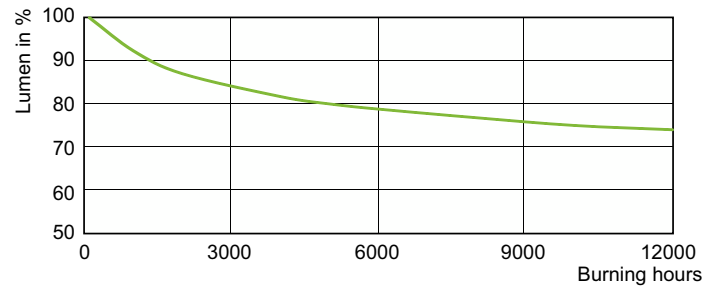


Spectral Power Distribution Colour - HPI-T 1000W/543 E40 1SL/4

Lifetime



LDLE_HPI-THW_0003-Life expectancy diagram



Lumen Maintenance Diagram - HPI-T 1000W/543 E40 1SL/4

HPI-T High Wattage

