



■ Features :

- Wide input range 180~528VAC
- Built-in active PFC function
- High efficiency up to 91%
- Protections: Short circuit / Over current / Over voltage / Over temperature
- Cooling by free air convection
- OCP point adjustable through output cable or internal potentiometer
- IP67 / IP65 design for indoor or outdoor installations
- Class 2 power unit
- Three in one dimming function (0~10Vdc or 10V PWM signal or resistance)
- Suitable for LED lighting and street lighting applications
- Compliance to worldwide safety regulations for lighting
- Suitable for dry / damp / wet locations
- 5 years warranty (Note.9)



HVG-100-15[A] A : IP65 rated. Output voltage and constant current level can be adjusted through internal potentiometer.
 B : IP67 rated. Constant current level adjustable through output cable with 0~10Vdc or 10V PWM signal or resistance.
 D (option) : IP67 rated. Timer dimming function, contact MEAN WELL for details.

SPECIFICATION


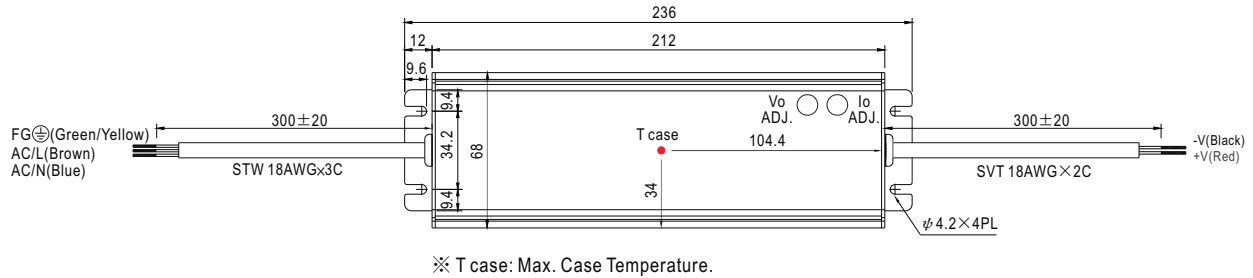
MODEL	HVG-100-15	HVG-100-20	HVG-100-24	HVG-100-30	HVG-100-36	HVG-100-42	HVG-100-48	HVG-100-54
DC VOLTAGE	15V	20V	24V	30V	36V	42V	48V	54V
CONSTANT CURRENT REGION Note.4	9~15V	10~20V	12~24V	15~30V	18~36V	21~42V	24~48V	27~54V
RATED CURRENT	5A	4.8A	4A	3.2A	2.65A	2.28A	2A	1.77A
RATED POWER	75W	96W	96W	96W	95.4W	95.76W	96W	95.58W
RIPPLE & NOISE (max.) Note.2	150mVp-p	150mVp-p	150mVp-p	200mVp-p	200mVp-p	200mVp-p	200mVp-p	200mVp-p
VOLTAGE ADJ. RANGE Note.6	13.5 ~ 17V	17 ~ 22V	22 ~ 27V	27 ~ 33V	33 ~ 40V	38 ~ 46V	43 ~ 53V	49 ~ 58V
CURRENT ADJ. RANGE	Can be adjusted by internal potentiometer A type only							
	2.75 ~ 5A	2.64 ~ 4.8A	2.2 ~ 4A	1.76 ~ 3.2A	1.45 ~ 2.65A	1.25 ~ 2.28A	1.1 ~ 2A	0.97 ~ 1.77A
VOLTAGE TOLERANCE Note.3	±2.0%	±1.0%	±1.0%	±1.0%	±1.0%	±1.0%	±1.0%	±1.0%
LINE REGULATION	±0.5%	±0.5%	±0.5%	±0.5%	±0.5%	±0.5%	±0.5%	±0.5%
LOAD REGULATION	±1.5%	±0.5%	±0.5%	±0.5%	±0.5%	±0.5%	±0.5%	±0.5%
SETUP, RISE TIME	500ms, 80ms 230VAC / 347VAC / 480VAC at full load ; B type 500ms, 280ms 230VAC / 347VAC / 480VAC at 95% load							
HOLD UP TIME (Typ.)	30ms at full load 480VAC / 347VAC							
VOLTAGE RANGE Note.5	180 ~ 528VAC 254VDC ~ 747VDC							
FREQUENCY RANGE	47 ~ 63Hz							
POWER FACTOR (Typ.)	PF ≥ 0.98/230VAC, PF ≥ 0.98/277VAC, PF ≥ 0.97/347VAC, PF ≥ 0.93/480VAC at full load (Please refer to "Power Factor Characteristic" curve)							
TOTAL HARMONIC DISTORTION	THD < 20% when output loading ≥ 50% (≥ 60% only for 15V model) at 230VAC/277VAC/347VAC input THD < 20% when output loading ≥ 75% at 480VAC input							
EFFICIENCY (Typ.)	89%	90%	91%	91%	90.5%	90.5%	91%	91%
AC CURRENT (Typ.)	0.38A / 347VAC 0.28A / 480VAC							
INRUSH CURRENT (Typ.)	COLD START 25A (width=900μs measured at 50% Ipeak) at 480VAC							
MAX. No. of PSUs on 16A CIRCUIT BREAKER	5 units (circuit breaker of type B) / 8 units (circuit breaker of type C) at 480VAC							
LEAKAGE CURRENT	< 0.75mA / 480VAC							
OVER CURRENT	95 ~ 108% Protection type : Constant current limiting, recovers automatically after fault condition is removed							
SHORT CIRCUIT	Constant current limiting, recovers automatically after fault condition is removed							
OVER VOLTAGE	18 ~ 21V	23 ~ 27V	28 ~ 34V	34 ~ 38V	41 ~ 46V	47 ~ 53V	54 ~ 60V	59 ~ 65V
	Protection type : Shut down o/p voltage with auto-recovery or re-power on to recovery							
OVER TEMPERATURE	Shut down o/p voltage, recovers automatically after temperature goes down							
WORKING TEMP.	-40 ~ +70°C (Refer to "Derating Curve")							
WORKING HUMIDITY	20 ~ 95% RH non-condensing							
STORAGE TEMP., HUMIDITY	-40 ~ +80°C, 10 ~ 95% RH							
TEMP. COEFFICIENT	±0.03%/°C (0 ~ 50°C)							
VIBRATION	10 ~ 500Hz, 5G 12min./1cycle, period for 72min. each along X, Y, Z axes							
SAFETY STANDARDS Note.7	UL8750, CSA C22.2 No. 250.0-08(except for 42V, 48V, 54V), IP65 or IP67 approved							
WITHSTAND VOLTAGE	I/P-O/P: 3.75KVAC I/P-FG: 2KVAC O/P-FG: 1.5KVAC							
ISOLATION RESISTANCE	I/P-O/P, I/P-FG, O/P-FG: 100M Ohms / 500VDC / 25°C / 70% RH							
EMC EMISSION	Compliance to EN55015, EN61000-3-2 Class C (≥ 50% load, ≥ 60% load only for 15V model) ; EN61000-3-3, FCC part 15 class B							
EMC IMMUNITY	Compliance to EN61000-4-2, 3, 4, 5, 6, 8, 11, EN61547, light industry level (surge 4KV), criteria A							
MTBF	174.9K hrs min. MIL-HDBK-217F (25°C)							
DIMENSION	236*68*38.8mm (L*W*H)							
PACKING	1.18Kg; 12pcs/15.2Kg/0.74CUFT							
NOTE	1. All parameters NOT specially mentioned are measured at 347VAC input, rated load and 25°C of ambient temperature. 2. Ripple & noise are measured at 20MHz of bandwidth by using a 12" twisted pair-wire terminated with a 0.1uf & 47uf parallel capacitor. 3. Tolerance : includes set up tolerance, line regulation and load regulation. 4. Please refer to "DRIVING METHODS OF LED MODULE". 5. Derating may be needed under low input voltages. Please check the static characteristics for more details. 6. A type only. 7. Safety and EMC design refer to EN60598-1, CNS15233, GB7000.1. 8. The power supply is considered as a component that will be operated in combination with final equipment. Since EMC performance will be affected by the complete installation, the final equipment manufacturers must re-qualify EMC Directive on the complete installation again. 9. Refer to warranty statement. 10. To fulfill requirements of the latest ErP regulation for lighting fixtures, this LED power supply can only be used behind a switch without permanently connected to the mains.							

Mechanical Specification

Case No.994


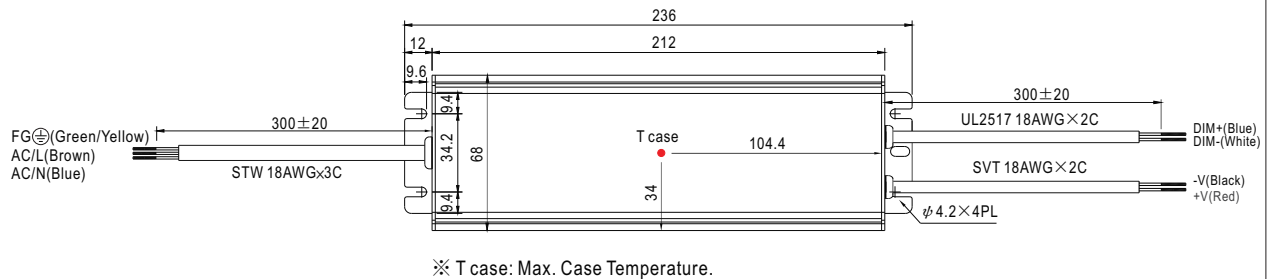
Unit:mm

A Type:(HVG-100-_A)

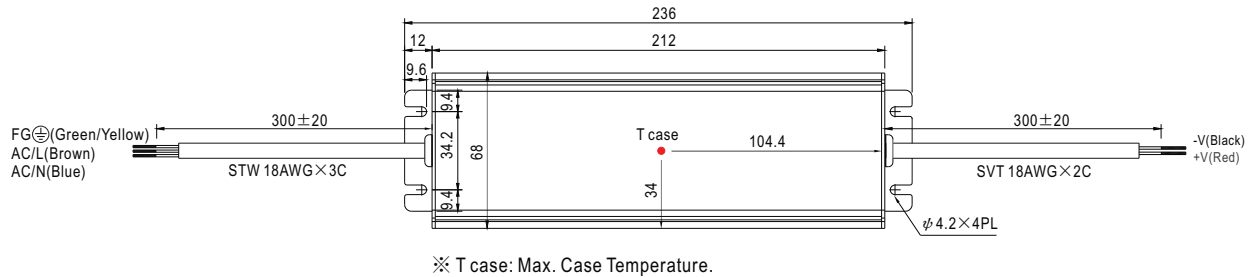


※ IP65 rated. Output voltage and constant current level can be adjusted through internal potentiometer.
(Can access by removing the rubber stopper on the case.)

B Type:(HVG-100-_B)

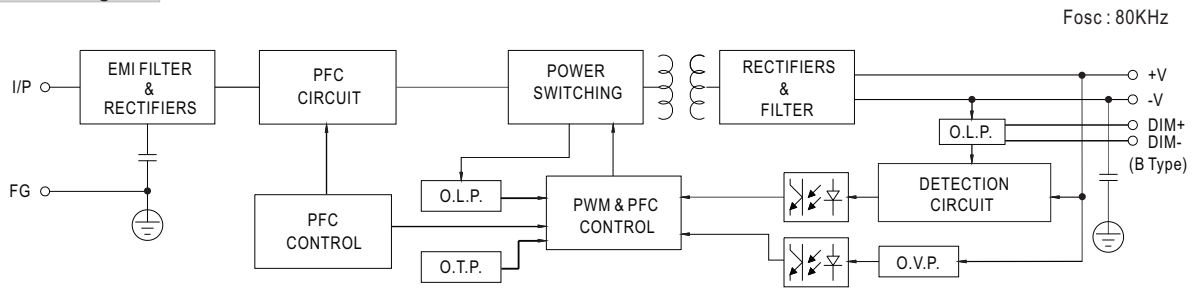


D Type(option):(HVG-100-_D)

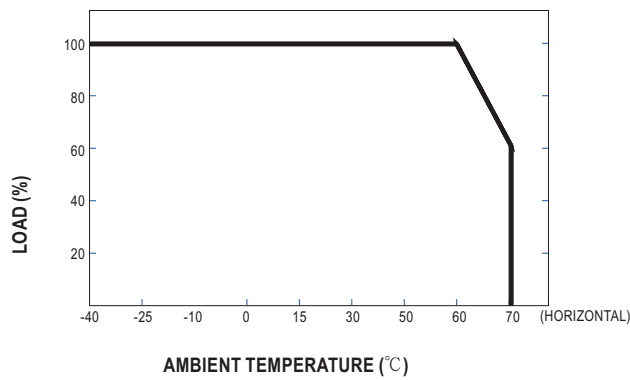


※ IP67 rated. Timer dimming function, contact MEAN WELL for details.

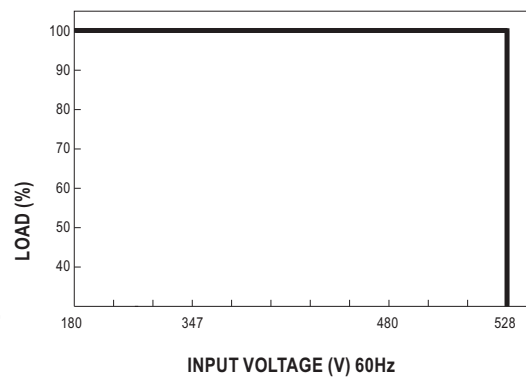
Block Diagram



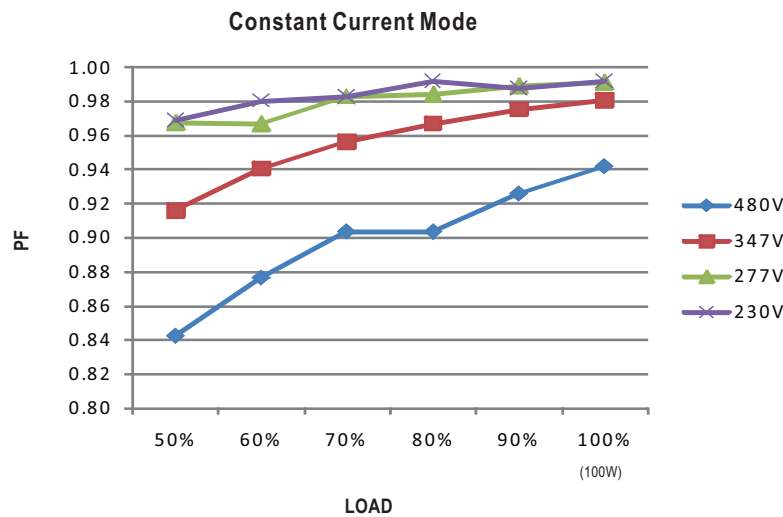
Derating Curve



Static Characteristics

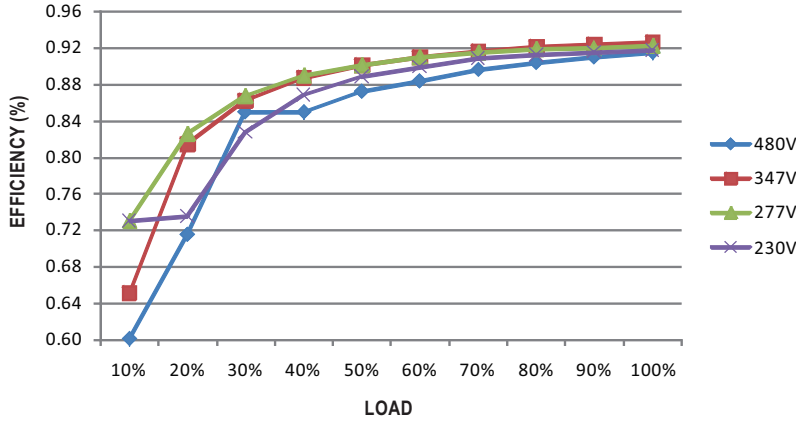


Power Factor Characteristic



EFFICIENCY vs LOAD (48V Model)

HVG-100 series possess superior working efficiency that up to 91% can be reached in field applications.

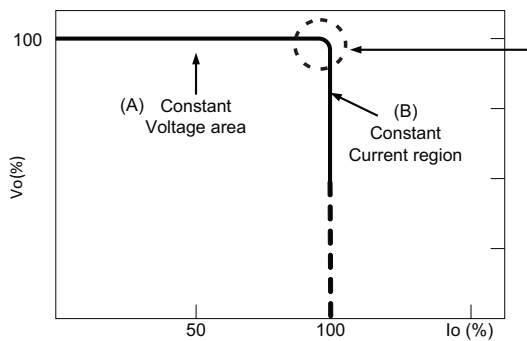


DRIVING METHODS OF LED MODULE

There are two major kinds of LED drive method "direct drive" and "with LED driver".

A typical LED power supply may either work in "constant voltage mode (CV) or constant current mode (CC)" to drive the LEDs.

Mean Well's LED power supply with CV+ CC characteristic can be operated at both CV mode (with LED driver, at area (A) and CC mode (direct drive, at area (B).

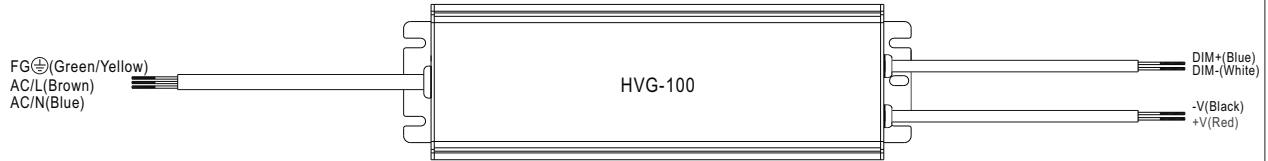


Typical LED power supply I-V curve

In the constant current region, the highest voltage at the output of the driver depends on the configuration of the end systems.

Should there be any compatibility issues, please contact MEAN WELL.

DIMMING OPERATION (for B-type only)



※ Built-in 3 in 1 dimming function, IP67 rated. Output constant current level can be adjusted through output cable by connecting a resistance or 0 ~ 10Vdc or 10V PWM signal between DIM+ and DIM-.

※ Please DO NOT connect "DIM-" to "-V".

※ Reference resistance value for output current adjustment (Typical)

Resistance value	Single driver	Short	10KΩ	20KΩ	30KΩ	40KΩ	50KΩ	60KΩ	70KΩ	80KΩ	90KΩ	100KΩ	OPEN
	Multiple drivers (N=driver quantity for synchronized dimming operation)	Short	10KΩ/N	20KΩ/N	30KΩ/N	40KΩ/N	50KΩ/N	60KΩ/N	70KΩ/N	80KΩ/N	90KΩ/N	100KΩ/N	-----
Percentage of rated current		0%	10%	20%	30%	40%	50%	60%	70%	80%	90%	100%	95%~108%

※ 0 ~ 10V dimming function for output current adjustment (Typical)

Dimming value	0V	1V	2V	3V	4V	5V	6V	7V	8V	9V	10V	OPEN
Percentage of rated current	0%	10%	20%	30%	40%	50%	60%	70%	80%	90%	100%	95%~108%

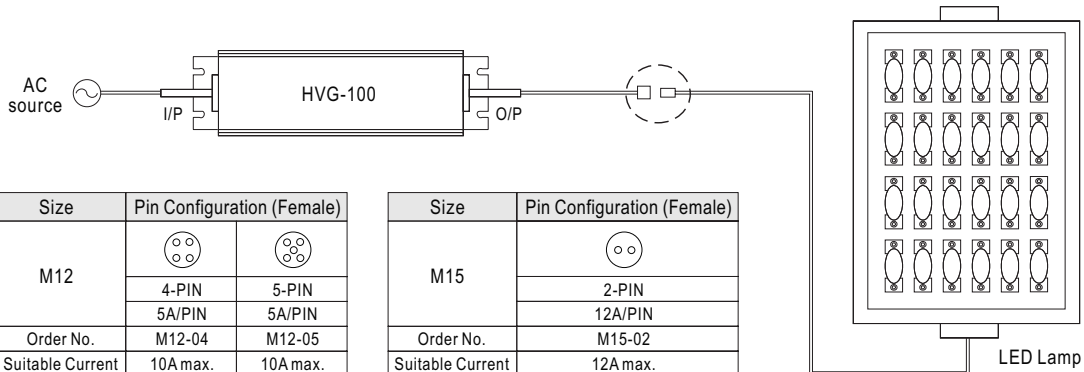
※ 10V PWM signal for output current adjustment (Typical): Frequency range : 100Hz ~ 3KHz

Duty value	0%	10%	20%	30%	40%	50%	60%	70%	80%	90%	100%	OPEN
Percentage of rated current	0%	10%	20%	30%	40%	50%	60%	70%	80%	90%	100%	95%~108%

WATERPROOF CONNECTION

◎ Waterproof connector

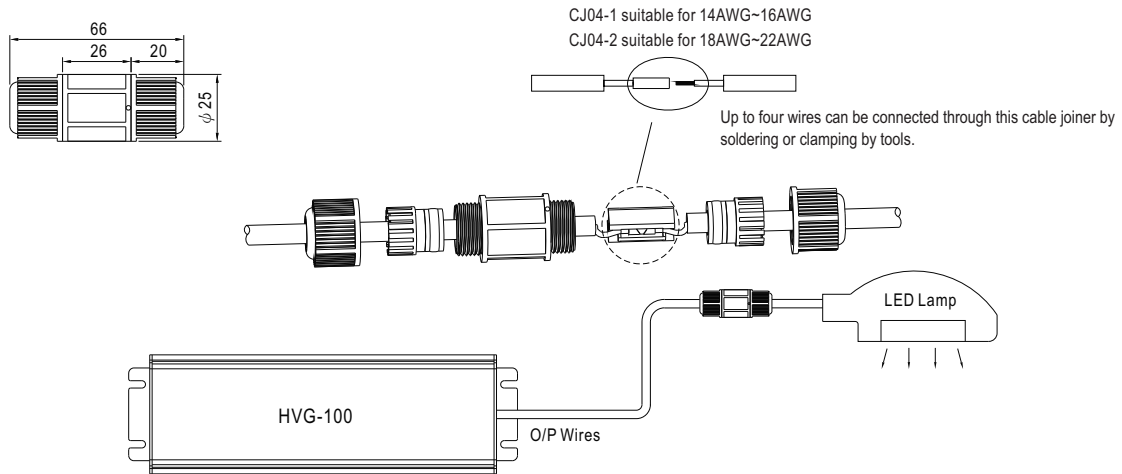
Waterproof connector can be assembled on the output cable of HVG-100 to operate in dry/wet/damp or outdoor environment.



Size	Pin Configuration (Female)	
M12		
	4-PIN	5-PIN
	5A/PIN	5A/PIN
Order No.	M12-04	M12-05
Suitable Current	10A max.	10A max.

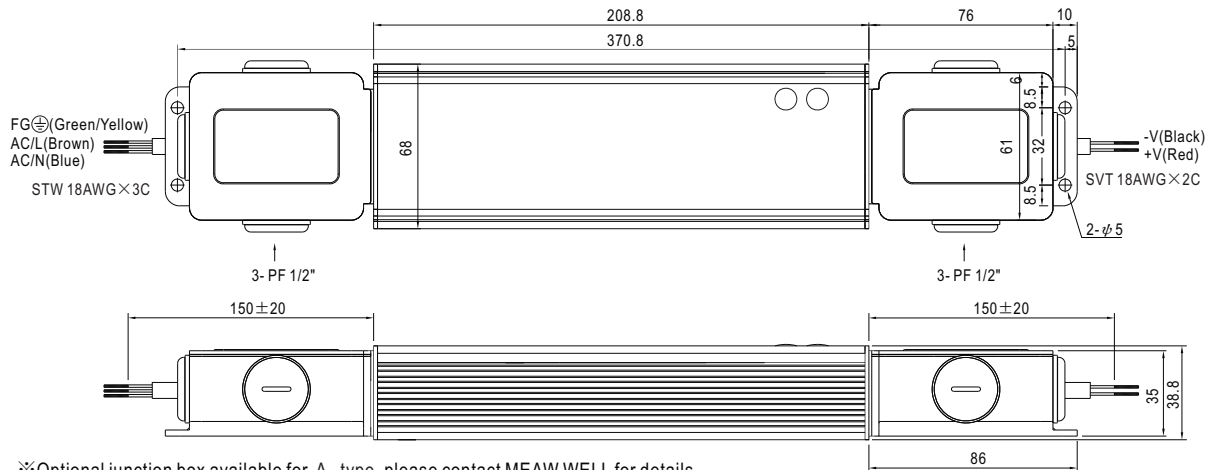
Size	Pin Configuration (Female)
M15	
	2-PIN
	12A/PIN
Order No.	M15-02
Suitable Current	12A max.

◎ Cable Joiner



※CJ04 cable joiner can be purchased independently for user's own assembly.
MEAN WELL order No. : CJ04-1, CJ04-2.

◎ Junction Box(Optional)



※Optional junction box available for A - type, please contact MEAW WELL for details.