



# KT-LED15T8-48GC-835-X

## T8 LED LAMP

### DESCRIPTION

15W T8 LED | 3500K | >80 CRI | Ballast & Line Voltage Compatible



<b>LAMP TYPE:</b> Linear
<b>BULB TYPE:</b> T8 LED
<b>BASE TYPE:</b> G13 (Medium Bi-Pin)
<b>WATTAGE:</b> 15W
<b>COLOR TEMPERATURE:</b> 3500K
<b>COLOR RENDERING INDEX (CRI):</b> >80
<b>WARRANTY:</b> 5 Years



### PRODUCT FEATURES

- **Plug & Play Application:** Compatible with Most Instant Start Electronic T8 Ballasts, Contact Keystone for Ballast Compatibility List
- **Bypass Ballast Application:** Runs on 120-277 Line Voltage
- Direct Replacement for the Following Fluorescent Lamps: F32T8/32W, F32T8/30W, F32T8/28W, F32T8/25W
- UL Listed and UL Classified; Listed on DLC QPL
- 50,000+ Hour Lifetime
- Environmentally Friendly: No Mercury Used
- Instant Startup
- Frosted Lens Eliminates Pixelation
- Operating Temperature: -20°C/-4°F to 45°C/113°F
- 100+ Lumens per Watt (Bare Lamp Efficacy)
- Suitable for Dry and Damp Locations
- Improved Lamp Durability with Shatterproof Coated Glass
- NSF Listed: NSF/ANSI Standard 2 - Food Equipment

### OPERATING SPECIFICATIONS

#### ELECTRICAL AND PERFORMANCE CHARACTERISTICS

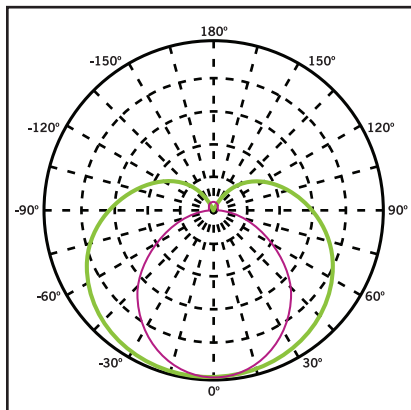
CRI	Bare Lamp Wattage	Nominal Lamp Lumens	Instant Start Ballast Compatible Application							Line Voltage Application			Max. THD	Power Factor
			Input Voltage	System Wattage*			Initial Lumens*			Input Voltage	Lamp Wattage	Initial Lumens		
				0.78BF	0.88BF	1.18BF	0.78BF	0.88BF	1.18BF					
>80	15	1800	Ballast Dependent	16.2	17.4	18.5	1670	1780	1920	120-277	15	1750	20%	>0.9

\* Nominal values. Actual values may vary depending on electronic ballast used.

#### RATED LIFE

L70 (Hours)	50,000
-------------	--------

#### POLAR CANDELA DISTRIBUTION



Located at Horizontal Angle = 0,  
Vertical Angle 0

1. **Violet** Vertical Plane through Horizontal Angles (90-270)

2. **Green** Vertical Plane through Horizontal Angles (0-180)

Beam Angle: 220°

Visible Light Area: 325°



**COMBO DRIVE LED**  
PLUG & PLAY OR LINE VOLTAGE COMPATIBLE

# KT-LED15T8-48GC-835-X

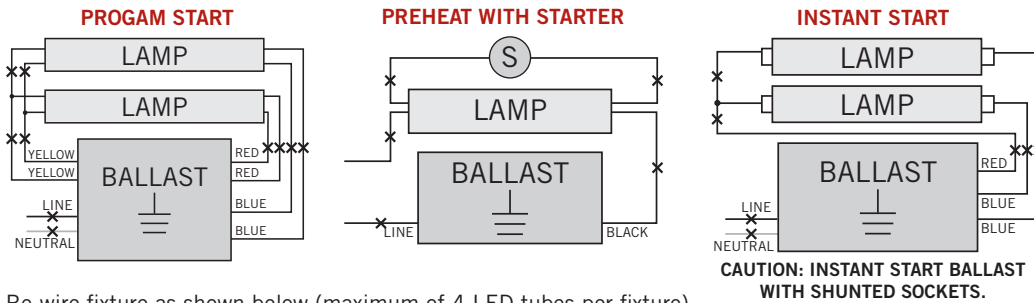
## T8 LED LAMP

### WIRING: Plug & Play

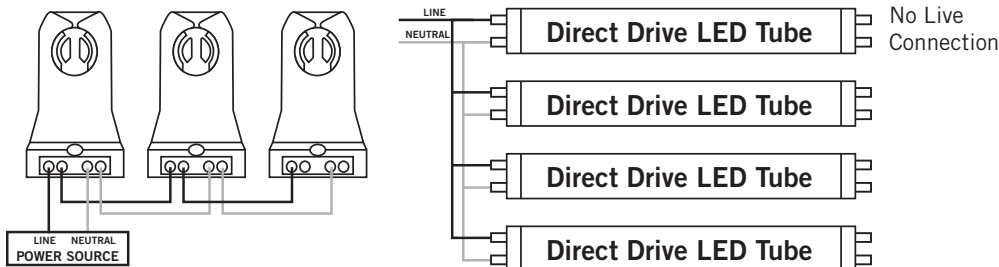
Simply replace the existing fluorescent lamp with Keystone Combo Drive LED lamp. No changes to the existing fluorescent ballast wiring needed. For ballast compatibility questions, please contact Keystone.

### WIRING: Bypass Ballast


#### Typical Ballast Configurations:



Re-wire fixture as shown below (maximum of 4 LED tubes per fixture).



#### Typical Non-Shunted Lampholder



Connect wires directly to these terminals

#### CAUTION: Use only non-shunted lampholders.

Do not install product in a fixture with shunted lampholders (found in all fixtures using instant start ballasts). If the current lampholders are shunted, remove them and replace them with non-shunted lampholders. Make new connections directly to terminals as indicated above.

Keystone can provide any style replacement lampholders. Call us at 800-464-2680.

## PHYSICAL CHARACTERISTICS

### LAMP DIMENSIONS

A (Illuminated Length)	42.5"
B (Body Length)	47.15"
C (Diameter)	1.00"

NOMINAL LENGTH: 48" BASE TYPE: G13 (Medium Bi-Pin)

## ORDERING INFORMATION

ORDER CODE	PACKAGING STYLE	PACK QTY.	ITEM STATUS
KT-LED15T8-48GC-835-X-CP	Carton Pack (Egg Crate Packaging)	25	Quick Ship

## CATALOG NUMBER BREAKDOWN

# KT-LED15T8-48GC-835-X

Keystone Technologies	LED Lamp	Wattage	Lamp Type	Nominal Length (Inches)	Shatterproof Coated Glass	800 Series	Color Temp.	Smart Drive Series
-----------------------	----------	---------	-----------	-------------------------	---------------------------	------------	-------------	--------------------