

Project: _____

Prepared By: _____ Date: _____

LED HIGH-BAY/LOW-BAY SERIES

Product Description

The LED High-Bay/Low-Bay is modeled after traditional fixtures, yet features an innovative lightweight design, which also provides additional benefits of energy savings, enhanced safety and reduced long-term maintenance costs. This fixture requires no start up time, providing illumination exactly when needed. The LED High-Bay/Low-Bay also provides further energy savings with a dimmability control feature.

FEATURES

- 50,000 Hours
- No Long-Term Maintenance Costs
- Not Affected by Turning On/Off
- Up to 75% Energy Savings
- Waterproof and Dustproof
- Solid State Lighting
- No Mercury or UV Radiation
- 100% Recyclable

APPLICATIONS

- Warehouses
- Supermarkets
- Industrial Buildings
- Gymnasiums
- Auditoriums

Performance Summary

CRI: Minimum 75 CRI

CCT: 4000K or 5700K

Efficacy: 120 Lumen/Watt

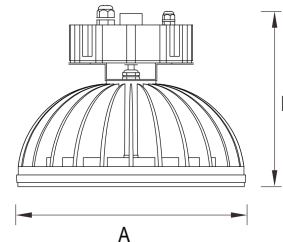
Limited Warranty: 5 Years

Ordering Information

Example: L-HB05-SW-UNV-25-WH-CLR



Dimensions



Case	A	B
ALL	10.8" 275mm	8.7" 220mm

Product	Watt	CCT	Voltage	Degree Angle	Case Color	Options
L-HB	05 50W	SW 4000K	UNV 100-277V	45 45° Beam Spread	WH White	CLR Clear Cover
	08 80W	CW 5700K		60 60° Beam Spread	DG Dark Grey	DIF Diffused Cover
	10 100W			90 90° Beam Spread	BK Black	DIM 0-10 V Dimming
	15 150W			120 120° Beam Spread		

LM
80



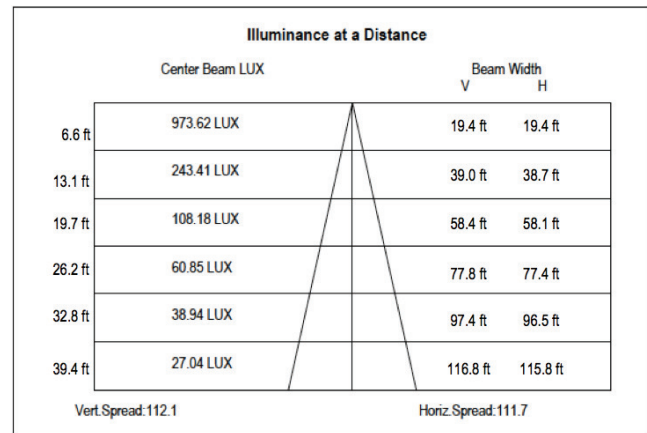
Model No.	Watts	Color Temp. CCT (K)	Voltage	CRI	Lumens	Efficacy	Dimensions (Diameter x Height)	Beam Spread
L-HB05-SW-UNV-XX-XX-X	50	4000K	100-277V	>75	6000	120	10.8" x 8.7"	45, 60, 90 or 120
L-HB05-CW-UNV-XX-XX-X	50	5700K	100-277V	>75	6000	120	10.8" x 8.7"	45, 60, 90 or 120
L-HB08-SW-UNV-XX-XX-X	80	4000K	100-277V	>75	9600	120	10.8" x 8.7"	45, 60, 90 or 120
L-HB08-CW-UNV-XX-XX-X	80	5700K	100-277V	>75	9600	120	10.8" x 8.7"	45, 60, 90 or 120
L-HB10-SW-UNV-XX-XX-X	100	4000K	100-277V	>75	12000	120	10.8" x 8.7"	45, 60, 90 or 120
L-HB10-CW-UNV-XX-XX-X	100	5700K	100-277V	>75	12000	120	10.8" x 8.7"	45, 60, 90 or 120
L-HB15-SW-UNV-XX-XX-X	150	4000K	100-277V	>75	18000	120	10.8" x 8.7"	45, 60, 90 or 120
L-HB15-CW-UNV-XX-XX-X	150	5700K	100-277V	>75	18000	120	10.8" x 8.7"	45, 60, 90 or 120

Suggested Replacements


LED HIGH-BAY	Replaces*
50W LED	150W HPS or Metal Halide
80W LED	200W HPS or Metal Halide
100W LED	250W HPS or Metal Halide
150W LED	400W HPS or Metal Halide

*Actual replacements vary on a project-to-project basis. Factors such as fixture spacing and height may affect what the appropriate replacement will be.

LUX Distance Curve



Suggested Application



LM
80

