


DATE	PROJECT	FIRM	TYPE
------	---------	------	------

OUR NEWEST MEMBER OF THE TROV FAMILY REPRESENTS THE FUTURE OF HIGH-PERFORMANCE, LOW-COST LINEAR, OFFERING A DIMMABLE, CONSISTENT OUTPUT IN A PLUG-AND-PLAY PACKAGE THAT'S EASIER THAN EVER TO INSTALL.

FEATURES:

- INTEGRAL 0-10V CONTROL
- FLICKER-FREE DIMMING TO 5%
- FLEXIBLE CONNECTORS ALLOW UP TO 90° BENDS
- MULTI-VOLT 120-277V INPUT
- 90CRI STANDARD



MODEL SIZE	INTERIOR	LENGTH	POWER	CCT	CRI	VOLTAGE	OPTICS
L30	I	12 - 12in 48 - 48in	04 - 4.5W/ft 08 - 8.5W/ft	27 - 2700K 30 - 3000K 35 - 3500K 40 - 4000K	90 - 90CRI	MULT - 120V-277V	120 - 120°

EXAMPLE: L30-I-48-04-30-90-MULT-120

PERFORMANCE	WATTS/FOOT	CCT	90 CRI	
			LUMEN OUTPUT	EFFICACY
	4.5W/ft	2700K	379 lm/FT (1,242 lm/m)	97 lm/W
		3000K	377 lm/FT (1,237 lm/m)	100 lm/W
		3500K	400 lm/FT (1,313 lm/m)	103 lm/W
		4000K	441 lm/FT (1447 lm/m)	105 lm/W
	8.5W/ft	2700K	676 lm/FT (2218 lm/m)	87 lm/W
		3000K	695 lm/FT (2,280 lm/m)	89 lm/W
		3500K	723 lm/FT (2,373 lm/m)	94 lm/W
		4000K	738 lm/FT (2,419 lm/m)	94 lm/W

COLOR RENDERING INDEX COLOR CONSISTENCY	90CRI MINIMUM SINGLE BIN 2-STEP MACADAM ELLIPSE									
	CALCULATED**		REPORTED*		CALCULATED*		REPORTED*			
LUMEN DEPRECIATION / RATED LIFE	WATTS	L90 @ 25C	L90 @ 50C	L90 @ 25C	L90 @ 50C	L70 @ 25C	L70 @ 50C	L70 @ 25C	L70 @ 50C	
	4.5W	63,926	60,564	60,000	60,000	204,155	194,570	60,000	60,000	
	8.5W	51,021	41,517	51,021	41,517	166,410	142,789	60,000	60,000	

* REPORTED HOURS COMPLY WITH TM-21 GUIDELINES THAT EXTRAPOLATIONS CANNOT EXCEED SIX TIMES LM-80 TESTED LED HOURS.
 ** CALCULATIONS FOR LED FIXTURES ARE BASED ON MEASUREMENTS THAT COMPLY WITH IES LM-80 TESTING PROCEDURES AND IES TM-21 CALCULATOR.

ELECTRICAL	POWER CONSUMPTION MAX FIXTURE RUN LENGTH	4.5W (14.8W/m) ; 8.5W/ft (27.9W/m) 4.5W - 120V = 100ft (30.49m) ; 220V = 175ft (53.35m) ; 277V = 200ft (60.98m) 8.5W - 120V = 65ft (19.82m) ; 220V = 125ft (38.11m) ; 277V = 150ft (45.73m) *RUN LENGTHS LONGER THAN 150FT MAY EXPERIENCE NOTICABLE LIGHT OUTPUT DIFFERENCES BETWEEN THE FIRST AND LAST FIXTURE IN THE RUN DUE TO 0-10V VOLTAGE DROP. CONTACT YOUR ECOSENSE REPRESENTATIVE FOR MORE INFORMATION.*
	OPERATING VOLTAGE DRIVER STARTUP TEMPERATURE OPERATING TEMPERATURE STORAGE TEMPERATURE	120-277VAC, 50/60Hz INTEGRAL PROPRIETARY 0-10V DRIVER. ONE DRIVER PER FOOT. -4°F TO 122°F (-20°C TO 50°C) -4°F TO 122°F (-20°C TO 50°C) -40°F TO 185°F (-40°C TO 85°C)

CONTROL	DIMMING	INTEGRAL 0-10V, 5%-100%, CURRENT SINKING, 100uA/FT
----------------	----------------	----------------------------------------------------

FIXTURE RATING & CERTIFICATIONS	UL AND CE LISTED RoHS COMPLIANT TITLE 24 JA8-2019 ENERGY STAR IP40 AND IK07		2019 TITLE 24 PART 6 COMPLIANT <small>High Efficacy LED Light Fixture Requirements JA-8 2019</small>
--------------------------------------------	-----------------------------------------------------------------------------------------	--	----------------------------------------------------------------------------------------------------------------

LIMITED WARRANTY	5 YEARS
-------------------------	----------------

DATE	PROJECT	FIRM	TYPE
------	---------	------	------

PHYSICAL	HOUSING/LENS	EXTRUDED POLYCARBONATE HOUSING AND LENS
	WEIGHT	12in = 0.4lbs (0.181kg) ; 48in = 1.42lbs (0.644kg)
	CONNECTORS	INTEGRAL FLEXIBLE MALE AND FEMALE CONNECTORS. HORIZONTAL PLANE ONLY 90° MAXIMUM FIXTURE-FIXTURE BEND. 45° MAXIMUM BEND PER CONNECTOR
	ENVIRONMENT	INDOOR, IP40, UL DAMP/DRY LOCATION ONLY. IK07 IMPACT RATING
	MOUNTING OPTIONS	INCLUDES 2 MOUNTING CLIPS PER 12IN AND 4 PER 48IN. SURFACE MOUNT ONLY MOUNTING TRACK AND 8 TOTAL CLIPS PER 48" FIXTURE MUST BE USED FOR ALL INVERTED APPLICATIONS. ORDER SEPARATELY
	AIMING	50° TOTAL AIMING. 25° IN EACH DIRECTION. 10° TIC MARKS ON CLIPS FOR EASY REFERENCE FIXTURES CAN BE ROTATED BEYOND 25°, BUT CLIPS WILL BLOCK SOME LIGHT

WIRING OPTIONS 120-277VAC

Trov Slim Leader Cable, 4-Wire, 10ft, White	(One 10ft leader cable needed per run, includes terminator cap).....	CBL-4P-LWH-LDR-UNV-10
Trov Slim Jumper Cable, 4-Wire, 50ft, White	(Cut male connector off and add terminator cap to make 50ft leader).....	CBL-4P-LWH-JMP-UNV-50
Trov Slim Jumper Cable, 4-Wire, 5ft, White	(Jumper cables can be connected together to create longer cables).....	CBL-4P-LWH-JMP-UNV-5
Trov Slim Jumper Cable, 4-Wire, 1ft, White	(Jumper cables can be connected together to create longer cables).....	CBL-4P-LWH-JMP-UNV-1
Trov Slim Jumper Cable, 4-Wire, 3in, White	(Jumper cables can be connected together to create longer cables).....	CBL-4P-LWH-JMP-UNV-03
Trov Slim Y-Splitter Cable, 4-Wire, White	(Used to split one run into two, includes one terminator cap).....	CBL-4P-LWH-Y-UNV
Trov Slim Terminator Cap, 4-Wire, White	(Used to replace lost caps or to convert jumpers into leaders).....	CBL-4P-LWH-CAP-UNV

OPTIONAL WIRE BOX

Trov Slim Wire Box, White (Used in place of leader cables when cables are not an option).....	L30-A-WIREBOX
-----------------------------------------------------------------------------------------------	----------------------

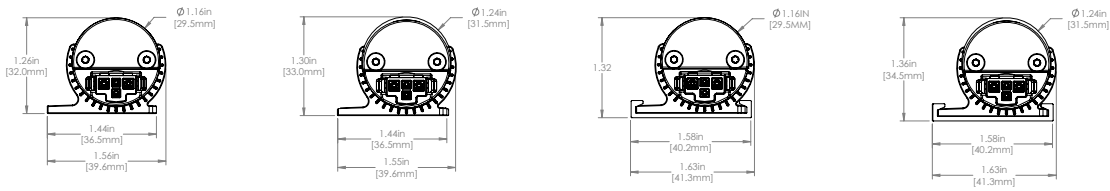
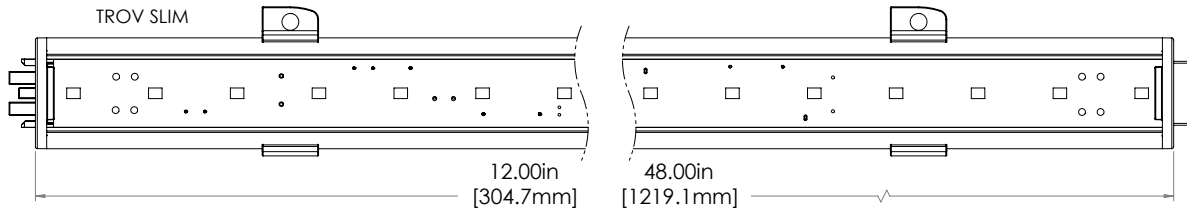
OPTIONAL ACCESSORIES

Mounting

Trov Slim Mounting Track, 48 inch (Track can be field cut. Required for inverted mounting).....	L30-A-MNT-TRK-48
Trov Slim Mounting Clips, 2-pack (Fixture includes 2 with 12" and 4 with 48", 8 clips required for 48" inverted mounting).....	L30-A-MNT-ADJ

Snap-on Lenses

Trov Slim Snap-on Lens, Frosted, 12 inch (Used to diffuse LED glare and soften light).....	L30-A-FRLS-12
Trov Slim Snap-on Lens, Frosted, 48 inch (Used to diffuse LED glare and soften light).....	L30-A-FRLS-48



Fixture w/Clip Fixture w/Frosted Lens Fixture w/Track Fixture w/Frosted Lens & Track

