

## L 36 W/954

LUMILUX DE LUXE T8 | Tubular fluorescent lamps 26 mm, with G13 bases



### Areas of application

- Ideal where color rendering is an important factor
- Public buildings
- Shops
- Supermarkets and department stores
- Industry

### Product benefits

- Excellent color rendering
- Natural colors
- Available in many different light colors (3,000...6,500 K) for various applications
- High luminous flux

### Product features

- Very good color rendering group: 1A ( $R_a \geq 90$ )
- Long service life: up to 16,000 h (with preheat ECG)
- Dimmable



# Product datasheet

## Technical data

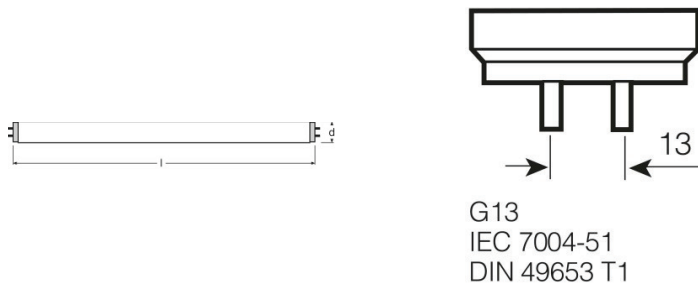
### Electrical data

Nominal wattage	36.0 W
Rated lamp efficacy (HF data 25 °C)	Under clarification by authority and standardization body
Rated lamp efficacy (standard condition)	79 lm/W
Rated wattage	36.00 W

### Photometrical data

Color rendering index Ra	≥90
Rated luminous flux	2850 lm
Luminous flux at 25 °C	2850 lm
Light color	954
Color temperature	5400 K
Nominal luminous flux	2850 lm
Light color (designation)	LUMILUX DE LUXE Daylight
Rated LLMF at 2,000 h	0.96
Rated LLMF at 4,000 h	0.94
Rated LLMF at 6,000 h	0.93
Rated LLMF at 8,000 h	0.91
Rated LLMF at 12,000 h	0.91
Rated LLMF at 16,000 h	0.90
Rated LLMF at 20,000 h	0.89

### Dimensions & weight



Tube diameter	26 mm
Length	1200 mm
Length with base excl. base pins/connection	1200.00 mm

## Product datasheet

Diameter	26.0 mm
Maximum diameter	26.0 mm

### Temperatures & operating conditions

Rated ambient temp.w.max.luminous flux	25.0 °C
--	---------

### Lifespan

Service life	16000 h <sup>1)</sup>
Lifespan	20000 h <sup>1)</sup>
Rated lamp survival factor at 2,000 h	0.99
Rated lamp survival factor at 4,000 h	0.99
Rated lamp survival factor at 6,000 h	0.99
Rated lamp survival factor at 8,000 h	0.99
Rated lamp survival factor at 12,000 h	0.99
Rated lamp survival factor at 16,000 h	0.90
Rated lamp survival factor at 20,000 h	0.50
Operation mode LLMF/LSF	HF
Rated lamp life time	20000 h
Nominal lamp life time	20000 h

<sup>1)</sup> With preheat ECG

### Additional product data

Base (standard designation)	G13
Lamp mercury content	4.5 mg
Appropriate disposal acc. to WEEE	Yes

### Capabilities

Suitable for indoor	Yes
---------------------	-----

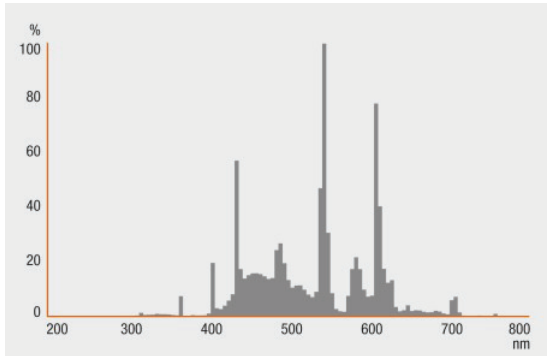
### Certificates & standards

Energy efficiency class	A
Energy consumption	43 kWh/1000h

# Product datasheet

## Light Distribution

---

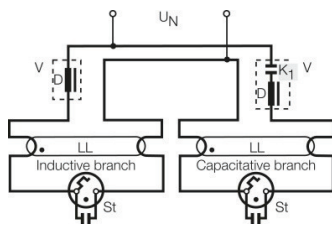


Spectral power distribution

---

### Safety advice

In case of lamp breakage: [www.osram.com/brokenlamp](http://www.osram.com/brokenlamp)



---

Circuit diagram

---

### Logistical Data

Product code	Product description	Packaging unit (Pieces/Unit)	Dimensions (length x width x height)	Volume	Gross weight
--------------	---------------------	------------------------------	--------------------------------------	--------	--------------

## Product datasheet

---

4050300018263	L 36 W/954	Shipping carton box 25	1111 mm x 284 mm x 145 mm	45.75 dm <sup>3</sup>	4870.00 g
---------------	------------	---------------------------	------------------------------	-----------------------	-----------

---

The mentioned product code describes the smallest quantity unit which can be ordered. One shipping unit can contain one or more single products. When placing an order, for the quantity please enter single or multiples of a shipping unit.

---

### References / Links

For more information on QUICKTRONIC electronic control gear go to

▶ [www.osram.com/QUICKTRONIC](http://www.osram.com/QUICKTRONIC)

---

### Disclaimer

Subject to change without notice. Errors and omission excepted. Always make sure to use the most recent release.