



PL Type A+B LED PL Lamps

HIGHLIGHTS

- LED PL Type A+B dual mode lamps works on magnetic ballasts or direct line voltage as well as 2 or 4 pin bases
- Works with the existing ballast (Type A) or bypassing the ballast and wiring directly to line voltage (Type B)
- LED PL G24d (2-pin) replaces traditional G24d & GX24d (2-pin) 13W, 18W, and 26W CFL lamps (Type A+B installation)
- LED PL G23 & GX23 (2-pin) replaces traditional G23 & GX23 (2-pin) 7W, 9W, and 13W CFL lamps (Type A+B installation)
- LED PL G24d (2-pin) replaces traditional G24q (4-pin) & GX24q (4-pin) 13W, 18W, and 26W CFL lamps (Type B Installation only)
- Rotatable base provides precision aiming (horizontal installation)
- Instantaneous full light output upon power-up
- Polycarbonate lens reduces the risk of injury or breakage

CERTIFICATIONS

- UL Listed for Damp Locations
- RoHS Compliant
- FCC Compliant
- ICES-005 Compliant

PERFORMANCE

- High efficacy: up to 139 lm/W
- Available in 2700K, 3500K or 4000K CCT or FieldCCeT models: (field-selectable CCT 30K/35K/4000K)
- CRI >80
- Rated lifetime: 50,000 hours
- SDCM<=4 for consistent color temperature

ELECTRICAL

- Input voltage: Type A - Voltage dependent on ballast; Type B - 120-277V
- Power Factor: >0.9
- THD: <20%
- Not suitable for use with dimmers

THERMAL

- -4°F to 113°F (-20°C to 45°C) operating temperature

CONSTRUCTION

- Aluminum heatsink
- Polybutylene Terephthalate base
- Shatter-resistant lamp housing
- Not suitable for use in totally enclosed spaces


BALLAST COMPATIBILITY

- For a list of compatible ballasts please visit eiko.com

WARRANTY

- 5-Year limited warranty available online. Contact your EiKO sales rep for additional details.

project name	type
catalog number	voltage
approved by	date



RoHS Compliant



CAN ICES-005



KEY FEATURES

TYPE A+B FLEXIBILITY

Type A+B lamps provide a greater flexibility in installation methods: use an existing ballast or wire directly to line voltage

EASY PLUG AND PLAY

For Type A installation: provides a quick and easy installation

NO BALLAST REQUIRED

For Type B installation: Eliminate the ballast with a simple installation bypassing the existing fluorescent ballast and wiring directly to line voltage while utilizing the existing socket

FEWER SKUS TO MANAGE


One lamp can work on multiple sockets, allowing you to reduce your inventory while providing more flexibility to your customers (see Socket Compatibility section)

THREE COLOR TEMPERATURES IN ONE

FieldCCeT models (one SKU providing 3000K, 3500K, 4000K CCT) allows you to reduce your inventory while providing more flexibility to your customers (available on 8.5W G24d base models)

ROTATABLE BASE

Horizontal installation models feature a rotatable base of up to 270° to provide precision aiming




AVAILABLE MODELS

ORDER CODE	ITEM #		LUMENS	CCT*	EFFICACY (lm/W)	VOLTAGE (TYPE B)	INSTALL POSITION	BEAM ANGLE	ROTATABLE BASE	TRADITIONAL WATTAGE EQUIVALENT
G23										
12898	L3.5WPLS/AB/827/U/G23/H	3.5W	325 lm	2700K	98 lm/W	120-277V	Horizontal	120°	N/A	7/9W
12859	L3.5WPLS/AB/840/U/G23/H	3.5W	350 lm	4000K	106 lm/W	120-277V	Horizontal	120°	N/A	7/9W
G24D										
12890	L6WPLC/AB/835/U/G24D/HR	6W	550 lm	3500K	95 lm/W	120-277V	Horizontal	110°	270°	13/18W
12871	L6WPLC/AB/835/U/G24D/V	6W	600 lm	3500K	103 lm/W	120-277V	Vertical	120°	N/A	13/18W
12873	L6WPLC/AB/840/U/G24D/HR	6W	600 lm	4000K	103 lm/W	120-277V	Horizontal	110°	270°	13/18W
12888	L6WPLC/AB/840/U/G24D/V	6W	650 lm	4000K	112 lm/W	120-277V	Vertical	120°	N/A	13/18W
12862	L7WPLC/AB/835/U/G24D/O	7W	880 lm	3500K	131 lm/W	120-277V	Omni-directional	360°	N/A	13/18W
12869	L7WPLC/AB/840/U/G24D/O	7W	900 lm	4000K	134 lm/W	120-277V	Omni-directional	360°	N/A	13/18W
12882	L8.5WPLC/AB/835/U/G24D/HR	8.5W	950 lm	3500K	112 lm/W	120-277V	Horizontal	110°	270°	26W
12872	L8.5WPLC/AB/835/U/G24D/V	8.5W	1050 lm	3500K	124 lm/W	120-277V	Vertical	120°	N/A	26W
12864	L8.5WPLC/AB/840/U/G24D/HR	8.5W	1000 lm	4000K	118 lm/W	120-277V	Horizontal	110°	270°	26W
12884	L8.5WPLC/AB/840/U/G24D/V	8.5W	1050 lm	4000K	124 lm/W	120-277V	Vertical	120°	N/A	26W
12867	L8.5WPLC/AB/8FCCT/U/G24D/HR	8.5W	1050 lm	30/35/4000K	124 lm/W	120-277V	Horizontal	110°	270°	26W
12894	L8.5WPLC/AB/8FCCT/U/G24D/V	8.5W	1150 lm	30/35/4000K	135 lm/W	120-277V	Vertical	120°	NA	26W
12880	L9WPLC/AB/835/U/G24D/O	9W	1200 lm	3500K	133 lm/W	120-277V	Omni-directional	360°	N/A	26W
12889	L9WPLC/AB/840/U/G24D/O	9W	1250 lm	4000K	139 lm/W	120-277V	Omni-directional	360°	N/A	26W
GX23										
12899	L5.5WPLC/AB/835/U/GX23/HR	5.5W	590 lm	3500K	107 lm/W	120-277V	Horizontal	110°	270°	13W
12863	L5.5WPLC/AB/835/U/GX23/V	5.5W	570 lm	3500K	104 lm/W	120-277V	Vertical	120°	N/A	13W
12883	L5.5WPLC/AB/840/U/GX23/HR	5.5W	620 lm	4000K	113 lm/W	120-277V	Horizontal	110°	270°	13W
12893	L5.5WPLC/AB/840/U/GX23/V	5.5W	620 lm	4000K	113 lm/W	120-277V	Vertical	120°	N/A	13W
12891	L5.5WPLS/AB/830/U/GX23/H	5.5W	550 lm	3000K	100 lm/W	120-277V	Horizontal	120°	N/A	13W
12886	L5.5WPLS/AB/840/U/GX23/H	5.5W	570 lm	4000K	104 lm/W	120-277V	Horizontal	120°	N/A	13W

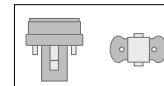
*All CCT-selectable lamps ship at 4000K CCT

SOCKET COMPATIBILITY


**TYPE A+B
G23
PL LAMP**



WORKS WITH

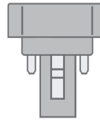


G23-1

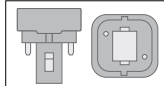


G23-2

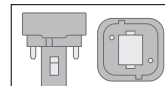
**TYPE A+B
G24D
PL LAMP**



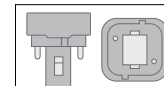
**WORKS WITH
(TYPE A+B INSTALL)**



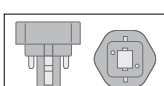
G24d-1



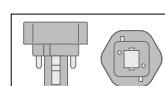
G24d-2



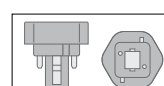
G24d-3



GX24d-1

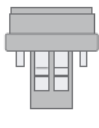


GX24d-2




GX24d-3

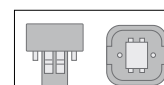
**TYPE A+B
GX23
PL LAMP**



WORKS WITH

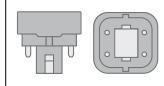


GX23-1

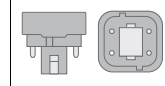


GX23-2

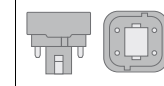
**WORKS WITH
(TYPE B INSTALL ONLY)**



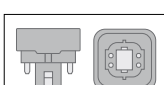
G24q-1



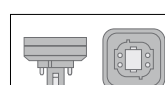
G24q-2



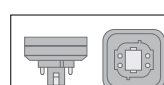
G24q-3



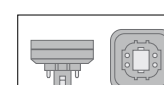
GX24q-1



GX24q-2



GX24q-3



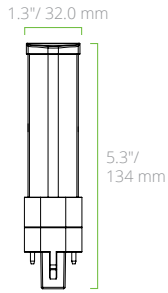
GX24q-4

2

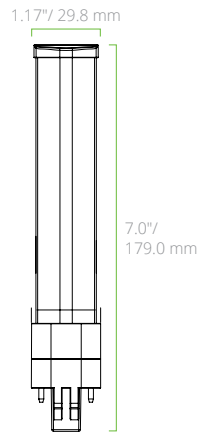
©2023 Eiko Global, LLC. World Headquarters: 18000 W. 105th Street, 3rd Floor, Olathe, KS 66061 1.800.852.2217
Head Office, Canada: 7900 Goreway Dr Unit 8, Brampton, ON L6T 5W6 1.888.741.2673

eiko.com
Rev. 01/22/23

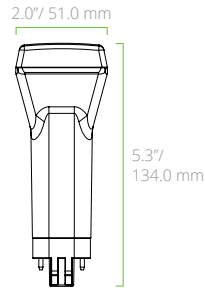
PRODUCT DIMENSIONS



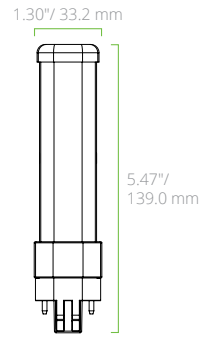
**L3.5W G23 BASE
HORIZONTAL**



**L5.5W GX23 BASE
HORIZONTAL**



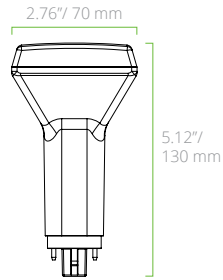
**L5.5W GX23 BASE
VERTICAL**



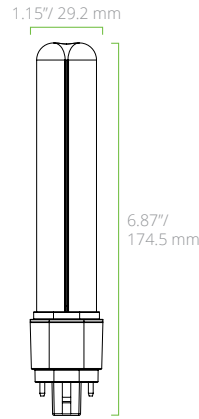
**L5.5W GX23 BASE
HORIZONTAL**



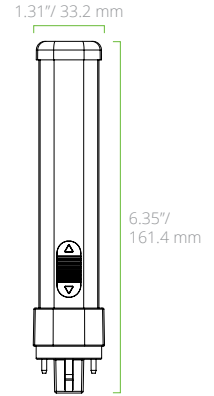
**L8.5W G24D BASE
HORIZONTAL**



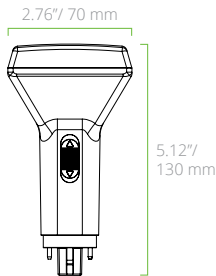
**L8.5W G24D BASE
VERTICAL**



**L9W G24D BASE
OMNI-DIRECTIONAL**



**L8.5W G24D BASE
HORIZONTAL
(CCT SELECTABLE)**



**L8.5W G24D BASE
VERTICAL
(CCT SELECTABLE)**