



PL Type A+B LED PL Lamps

HIGHLIGHTS

- LED PL Type A+B dual mode lamps works on magnetic ballasts or direct line voltage as well as 2 or 4 pin bases
- Works with the existing ballast (Type A) or bypassing the ballast and wiring directly to line voltage (Type B)
- LED PL G24d (2-pin) replaces traditional G24d & GX24d (2-pin) 13W, 18W, and 26W CFL lamps (Type A+B installation)
- LED PL G23 & GX23 (2-pin) replaces traditional G23 & GX23 (2-pin) 7W, 9W, and 13W CFL lamps (Type A+B installation)
- LED PL G24d (2-pin) replaces traditional G24q (4-pin) & GX24q (4-pin) 13W, 18W, and 26W CFL lamps (Type B Installation only)
- Rotatable base provides precision aiming (horizontal installation)
- Instantaneous full light output upon power-up
- Polycarbonate lens reduces the risk of injury or breakage

CERTIFICATIONS

- UL Certified for US & Canada
- RoHS Compliant
- FCC Compliant
- ICES-005 Compliant
- Damp Location Rated

PERFORMANCE

- High efficacy: up to 139 lm/W
- Available in fixed wattage models: 3.5W, 5W, 5.5W, 6W, 7W, 8.3W, 8.5W, 9W, 9.5W
- Available in 2700K, 3000K, 3500K or 4000K CCT or FieldCCT models: field-selectable CCT 27/30/35/4000K
- CRI >80
- Estimated Lifetime: L70> 50,000 hours

ELECTRICAL

- Input voltage: Type A - Voltage dependent on ballast; Type B - 120-277VAC
- Power Factor: >0.9
- THD: <20%
- Not suitable for use with dimmers

THERMAL

- -4°F to 113°F (-20°C to 45°C) operating temperature*

CONSTRUCTION

- Aluminum heatsink
- Polybutylene Terephthalate base
- Shatter-resistant lamp housing

BALLAST COMPATIBILITY

- For a list of compatible ballasts please visit eiko.com

WARRANTY

- 5-Year limited warranty available online. Contact your EiKO sales rep for additional details.

*Not recommended for air-tight fixtures

KEY FEATURES

TYPE A+B FLEXIBILITY

Type A+B lamps provide a greater flexibility in installation methods: use an existing ballast or wire directly to line voltage.

EASY PLUG AND PLAY

For Type A installation: provides a quick and easy installation.

NO BALLAST REQUIRED

For Type B installation: Eliminate the ballast with a simple installation bypassing the existing fluorescent ballast and wiring directly to line voltage while utilizing the existing socket.

FEWER SKUS TO MANAGE

One lamp can work on multiple sockets, allowing you to reduce your inventory while providing more flexibility to your customers (see Socket Compatibility section).

THREE COLOR TEMPERATURES IN ONE

FieldCCT models (one SKU providing 3000K, 3500K, 4000K CCT) allows you to reduce your inventory while providing more flexibility to your customers (available on 8.5W G24d base models).

ROTATABLE BASE

Horizontal installation models feature a rotatable base of up to 270° to provide precision aiming.

project name	type
catalog number	voltage
approved by	date



FieldCCT CCT-SELECTABLE MODELS

ONE LAMP WORKS WITH MULTIPLE SOCKETS



ROTATABLE BASE

AVAILABLE MODELS

ORDER CODE	ITEM #	WATTS	LUMENS	CCT*	EFFICACY (lm/W)	VOLTAGE	INSTALL POSITION	BEAM ANGLE	ROTATABLE BASE	TRADITIONAL WATTAGE EQUIVALENT
G23										
12898	L3.5WPLS/AB/827/U/G23/H	3.5W	325 lm	2700K	93 lm/W	120-277VAC or Ballast Dependent	Horizontal	120°	N/A	5W /7W /9W CFL
14583	L3.5WPLS/AB/830/U/G23/H	3.5W	330 lm	3000K	94 lm/W	120-277VAC or Ballast Dependent	Horizontal	120°	N/A	5W /7W /9W CFL
14584	L3.5WPLS/AB/835/U/G23/H	3.5W	350 lm	3500K	100 lm/W	120-277VAC or Ballast Dependent	Horizontal	120°	N/A	5W /7W /9W CFL
12859	L3.5WPLS/AB/840/U/G23/H	3.5W	350 lm	4000K	100 lm/W	120-277VAC or Ballast Dependent	Horizontal	120°	N/A	5W /7W /9W CFL
14610	L5WPLS/AB/827/U/G23/O	5W	610 lm	2700K	122 lm/W	120-277VAC or Ballast Dependent	Universal	300°	N/A	5W /7W /9W /11W CFL
14611	L5WPLS/AB/830/U/G23/O	5W	620 lm	3000K	124 lm/W	120-277VAC or Ballast Dependent	Universal	300°	N/A	5W /7W /9W /11W CFL
14612	L5WPLS/AB/835/U/G23/O	5W	630 lm	3500K	126 lm/W	120-277VAC or Ballast Dependent	Universal	300°	N/A	5W /7W /9W /11W CFL
14613	L5WPLS/AB/840/U/G23/O	5W	650 lm	4000K	130 lm/W	120-277VAC or Ballast Dependent	Universal	300°	N/A	5W /7W /9W /11W CFL
GX23										
14589	L5.5WPLC/AB/827/U/GX23/V	5.5W	560 lm	2700K	102 lm/W	120-277VAC or Ballast Dependent	Vertical	120°	N/A	13W CFL
14590	L5.5WPLC/AB/830/U/GX23/V	5.5W	570 lm	3000K	104 lm/W	120-277VAC or Ballast Dependent	Vertical	120°	N/A	13W CFL
12863	L5.5WPLC/AB/835/U/GX23/V	5.5W	570 lm	3500K	104 lm/W	120-277VAC or Ballast Dependent	Vertical	120°	N/A	13W CFL
12893	L5.5WPLC/AB/840/U/GX23/V	5.5W	620 lm	4000K	113 lm/W	120-277VAC or Ballast Dependent	Vertical	120°	N/A	13W CFL
14587	L5.5WPLC/AB/827/U/GX23/HR	5.5W	560 lm	2700K	102 lm/W	120-277VAC or Ballast Dependent	Horizontal	110°	270°	13W CFL
14588	L5.5WPLC/AB/830/U/GX23/HR	5.5W	570 lm	3000K	104 lm/W	120-277VAC or Ballast Dependent	Horizontal	110°	270°	13W CFL
12899	L5.5WPLC/AB/835/U/GX23/HR	5.5W	590 lm	3500K	107 lm/W	120-277VAC or Ballast Dependent	Horizontal	110°	270°	13W CFL
12883	L5.5WPLC/AB/840/U/GX23/HR	5.5W	620 lm	4000K	113 lm/W	120-277VAC or Ballast Dependent	Horizontal	110°	270°	13W CFL
14591	L5.5WPLS/AB/827/U/GX23/H	5.5W	550 lm	2700K	100 lm/W	120-277VAC or Ballast Dependent	Horizontal	120°	N/A	13W CFL
12891	L5.5WPLS/AB/830/U/GX23/H	5.5W	550 lm	3000K	100 lm/W	120-277VAC or Ballast Dependent	Horizontal	120°	N/A	13W CFL
14592	L5.5WPLS/AB/835/U/GX23/H	5.5W	560 lm	3500K	102 lm/W	120-277VAC or Ballast Dependent	Horizontal	120°	N/A	13W CFL
12886	L5.5WPLS/AB/840/U/GX23/H	5.5W	570 lm	4000K	104 lm/W	120-277VAC or Ballast Dependent	Horizontal	120°	N/A	13W CFL
14614	L7WPLS/AB/827/U/GX23/O	7W	780 lm	2700K	111 lm/W	120-277VAC or Ballast Dependent	Universal	300°	N/A	13W CFL
14615	L7WPLS/AB/830/U/GX23/O	7W	800 lm	3000K	114 lm/W	120-277VAC or Ballast Dependent	Universal	300°	N/A	13W CFL
14616	L7WPLS/AB/835/U/GX23/O	7W	810 lm	3500K	116 lm/W	120-277VAC or Ballast Dependent	Universal	300°	N/A	13W CFL
14617	L7WPLS/AB/840/U/GX23/O	7W	830 lm	4000K	119 lm/W	120-277VAC or Ballast Dependent	Universal	300°	N/A	13W CFL

*All CCT-selectable lamps ship at 4000K CCT

AVAILABLE MODELS CONT'D

ORDER CODE	ITEM #	WATTS	LUMENS	CCT*	EFFICACY (lm/W)	VOLTAGE	INSTALL POSITION	BEAM ANGLE	ROTATABLE BASE	TRADITIONAL WATTAGE EQUIVALENT
G24D										
12873	L6WPLC/AB/840/U/G24D/HR	6W	600 lm	4000K	100 lm/W	120-277VAC or Ballast Dependent	Horizontal	110°	270°	13W /18W CFL
12890	L6WPLC/AB/835/U/G24D/HR	6W	550 lm	3500K	92 lm/W	120-277VAC or Ballast Dependent	Horizontal	110°	270°	13W /18W CFL
12871	L6WPLC/AB/835/U/G24D/V	6W	600 lm	3500K	100 lm/W	120-277VAC or Ballast Dependent	Vertical	120°	N/A	13W /18W CFL
12888	L6WPLC/AB/840/U/G24D/V	6W	650 lm	4000K	108 lm/W	120-277VAC or Ballast Dependent	Vertical	120°	N/A	13W /18W CFL
14601	L7WPLC/AB/827/U/G24D/O	7W	850 lm	2700K	121 lm/W	120-277VAC or Ballast Dependent	Universal	360°	N/A	13W /18W CFL
14602	L7WPLC/AB/830/U/G24D/O	7W	860 lm	3000K	123 lm/W	120-277VAC or Ballast Dependent	Universal	360°	N/A	13W /18W CFL
12862	L7WPLC/AB/835/U/G24D/O	7W	880 lm	3500K	126 lm/W	120-277VAC or Ballast Dependent	Universal	360°	N/A	13W /18W CFL
12869	L7WPLC/AB/840/U/G24D/O	7W	900 lm	4000K	129 lm/W	120-277VAC or Ballast Dependent	Universal	360°	N/A	13W /18W CFL
14618	L7WPLS/AB/827/U/G24D/O	7W	780 lm	2700K	111 lm/W	120-277VAC or Ballast Dependent	Universal	300°	N/A	13W /18W CFL
14619	L7WPLS/AB/830/U/G24D/O	7W	800 lm	3000K	114 lm/W	120-277VAC or Ballast Dependent	Universal	300°	N/A	13W /18W CFL
14620	L7WPLS/AB/835/U/G24D/O	7W	810 lm	3500K	116 lm/W	120-277VAC or Ballast Dependent	Universal	300°	N/A	13W /18W CFL
14621	L7WPLS/AB/840/U/G24D/O	7W	830 lm	4000K	119 lm/W	120-277VAC or Ballast Dependent	Universal	300°	N/A	13W /18W CFL
14603	L8.3WPLC/AB/8FCCT/U/G24D/HR	8.3W	1000 lm	27/30/35/4000K	118 lm/W	120-277VAC or Ballast Dependent	Horizontal	110°	270°	18W /26W CFL
12867	L8.5WPLC/AB/8FCCT/U/G24D/HR	8.5W	1010 lm	30/35/4000K	119 lm/W	120-277VAC or Ballast Dependent	Horizontal	110°	270°	18W /26W CFL
12882	L8.5WPLC/AB/835/U/G24D/HR	8.5W	950 lm	3500	112 lm/W	120-277VAC or Ballast Dependent	Horizontal	110°	270°	18W /26W CFL
12864	L8.5WPLC/AB/840/U/G24D/HR	8.5W	1000 lm	4000	118 lm/W	120-277VAC or Ballast Dependent	Horizontal	110°	270°	18W /26W CFL
14604	L8.3WPLC/AB/8FCCT/U/G24D/V	8.3W	1105 lm	27/30/35/4000K	130 lm/W	120-277VAC or Ballast Dependent	Vertical	120°	N/A	18W /26W CFL
12894	L8.5WPLC/AB/8FCCT/U/G24D/V	8.5W	1120 lm	30/35/4000K	132 lm/W	120-277VAC or Ballast Dependent	Vertical	120°	N/A	18W /26W CFL
12872	L8.5WPLC/AB/835/U/G24D/V	8.5W	1050 lm	3500	124 lm/W	120-277VAC or Ballast Dependent	Vertical	120°	N/A	18W /26W CFL
12884	L8.5WPLC/AB/840/U/G24D/V	8.5W	1050 lm	4000	124 lm/W	120-277VAC or Ballast Dependent	Vertical	120°	N/A	18W /26W CFL
12880	L9WPLC/AB/835/U/G24D/O	9W	1200 lm	3500	133 lm/W	120-277VAC or Ballast Dependent	Universal	360°	N/A	18W /26W CFL
12889	L9WPLC/AB/840/U/G24D/O	9W	1250 lm	4000	139 lm/W	120-277VAC or Ballast Dependent	Universal	360°	N/A	18W /26W CFL
14609	L9WPLC/AB/8FCCT/U/G24D/O	9W	1185 lm	27/30/35/4000K	132 lm/W	120-277VAC or Ballast Dependent	Universal	360°	N/A	18W /26W CFL

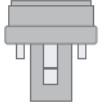
*All CCT-selectable lamps ship at 4000K CCT

BATTERY BACKUP (NOTE: BALLAST BY-PASS INSTALLATION ONLY)

ORDER CODE	ITEM #	DESCRIPTION	INPUT VOLTAGE	EMERGENCY TIME	OUTPUT POWER	COMPATIBLE LAMP WATTAGE	RECHARGE TIME	TITLE 20
11674	EEBE08WHA170S	External Emergency Battery, 8W	120-347V	>90 mins	Max. 8W	8W or below	24 hrs	Yes
11675	EEBE18WHA170S	External Emergency Battery, 18W	120-347V	>90 mins	Max. 18W	18W or below	24 hrs	Yes

SOCKET COMPATIBILITY

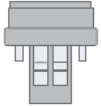
TYPE A+B
G23
PL LAMP



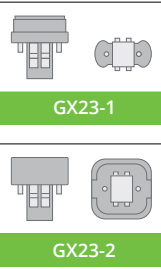
WORKS WITH



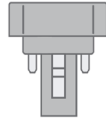
TYPE A+B
GX23
PL LAMP



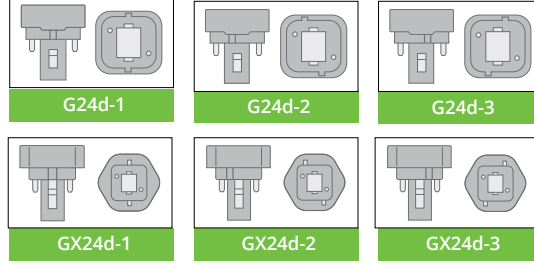
WORKS WITH



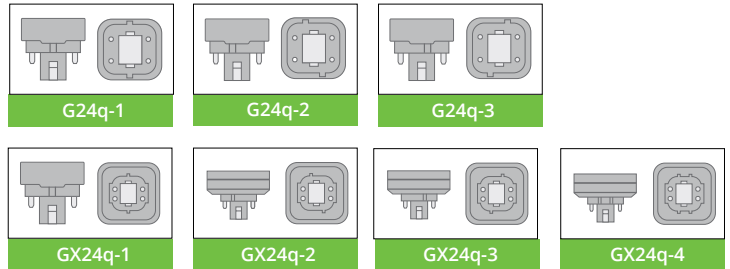
TYPE A+B
G24D
PL LAMP



WORKS WITH
(TYPE A+B INSTALL)



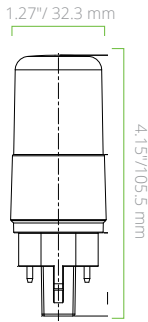
WORKS WITH
(TYPE B INSTALL ONLY)



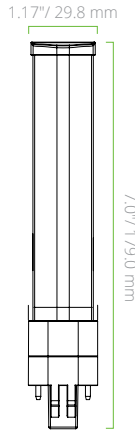
PRODUCT DIMENSIONS



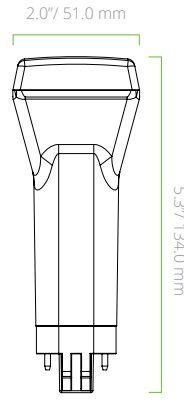
**L3.5W G23 BASE
HORIZONTAL**



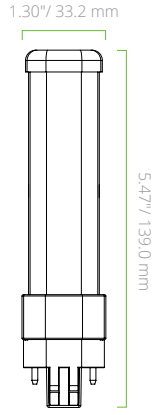
**L5W G23 BASE
OMNI-DIRECTIONAL**



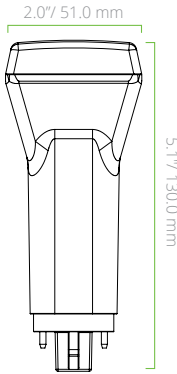
**L5.5W GX23 BASE
HORIZONTAL**




**L5.5W GX23 BASE
VERTICAL**



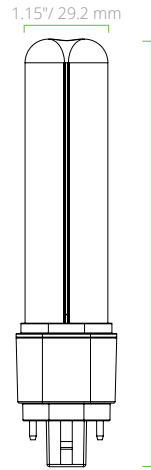
**L5.5W GX23 ROTATABLE
BASE HORIZONTAL**



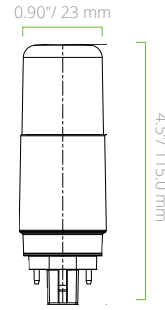
**L6W G24D BASE
VERTICAL**



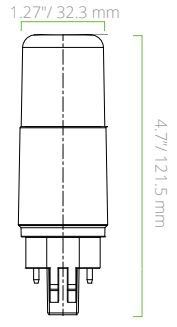
**L6W G24D BASE
HORIZONTAL**



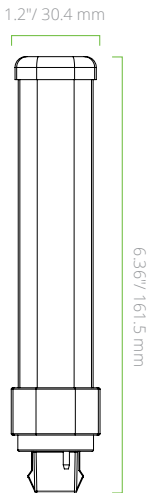
**L7W G24D BASE
OMNI-DIRECTIONAL**



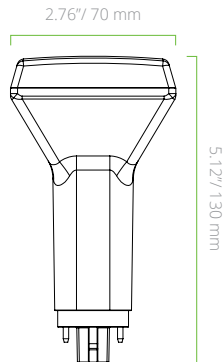
**L7W G24D BASE
OMNI-DIRECTIONAL**



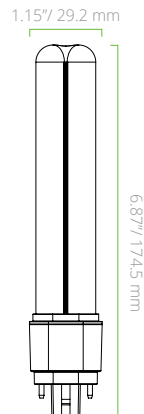
**L7W GX23 BASE
OMNI-DIRECTIONAL**



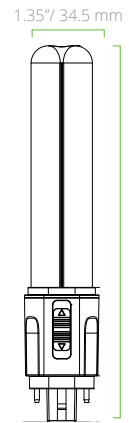
**L8.3 & 8.5W G24D BASE
HORIZONTAL**



**L8.3 & 8.5W G24D BASE
VERTICAL**



**L9W G24D BASE
OMNI-DIRECTIONAL**



**L9W G24D BASE
OMNI-DIRECTIONAL
(CCT SELECTABLE)**