

## FLUORESCENT SOCKETS (shunted)

(Specially designed for use with Electronic Ballasts)

Medium Bi-Pin standard size  
660W-600V

- A. **L23355** - 18 ga. panel  
B. **L23357** - 20 ga. panel  
1 1/32" thick



Snap-in low profile rotary lock  
medium base lampholder

**LA200-10**

1-1/2" tall

instant start, accomodates panel thickness  
from 22 up to 18ga./rated 660W-600V,



T5 Bi-Pin Energy Efficient

- A. **L13336C** - With Clip  
B. **L13336NC** - No Clip



T5 Bi-Pin Energy Efficient  
(shunted)

- A. **L23336C** With Clip  
B. **L23336NC** - No Clip



Medium Bi-Pin straight-in  
**L23150-UR7**

low profile 18 & 20 ga., 660W-600V



Rear View of  
**L13666C-L23666C**  
with Clip




## FLUORESCENT SOCKETS (HO & VHO's)

(Specially designed for use with Electronic Ballasts)

High Output Rapid Start

silver plated recessed contacts, Dim.  
2-21/64" x 1-29/64", 660W-600V, hori-  
zontal contacts, 800&1500MA T12


- A. **L464** B. **L465**



High Output Pedestal Type

slide-on shallow base, 660W-600V,  
800&1500MA, 20ga. panel mount,  
horizontal contacts


- A. **L13550** B. **L13551**



High Output Slide-On  
Shallow Base

Dim. 2-29/64" Ht. x 1 7/16"W., 660W-  
600V, vertical contacts, 800&1500MA,  
20ga. panel mount


- A. **L13556** B. **L13557**



Snap-In Quickwire Lampholder

suggested panel opening 1.520",  
660W-600V, 800&1500MA


- A. **L523** B. **L524**



Medium Bi-Pin High Output

silver plated contacts slide-on,  
shallow base 660W-600V, 20ga.  
panel mount

- A. **L13570** B. **L13571**



High Output Lampholder

Dim. 2-21/64" Ht. x 1-29/64"W.,  
660W-600V, 800&1500MA

- A. **L492** B. **L493**  
(vertical contacts)  
C. **L488** D. **L489**  
(horizontal contacts)

