



## PL Type A+B LED PL Lamps

### HIGHLIGHTS

- LED PL Type A+B dual mode lamps works on magnetic ballasts or direct line voltage as well as 2 or 4 pin bases
- Works with the existing ballast (Type A) or bypassing the ballast and wiring directly to line voltage (Type B)
- LED PL G24d (2-pin) replaces traditional G24d & GX24d (2-pin) 13W, 18W, and 26W CFL lamps (Type A+B installation)
- LED PL G23 & GX23 (2-pin) replaces traditional G23 & GX23 (2-pin) 7W, 9W, and 13W CFL lamps (Type A+B installation)
- LED PL G24d (2-pin) replaces traditional G24q (4-pin) & GX24q (4-pin) 13W, 18W, and 26W CFL lamps (Type B Installation only)
- Rotatable base provides precision aiming (horizontal installation)
- Instantaneous full light output upon power-up
- Polycarbonate lens reduces the risk of injury or breakage

### CERTIFICATIONS

- UL Listed for Damp Locations
- RoHS Compliant
- FCC Compliant
- ICES-005 Compliant

### PERFORMANCE

- High efficacy: up to 139 lm/W
- Available in 2700K, 3500K or 4000K CCT or FieldCCeT models: (field-selectable CCT 30K/35K/4000K)
- CRI >80
- Rated lifetime: 50,000 hours
- SDCM<=4 for consistent color temperature

### ELECTRICAL

- Input voltage: Type A - Voltage dependent on ballast; Type B - 120-277V
- Power Factor: >0.9
- THD: <20%
- Not suitable for use with dimmers

### THERMAL

- -4°F to 113°F (-20°C to 45°C) operating temperature\*

### CONSTRUCTION

- Aluminum heatsink
- Polybutylene Terephthalate base
- Shatter-resistant lamp housing

### BALLAST COMPATIBILITY


- For a list of compatible ballasts please visit [eiko.com](http://eiko.com)

### WARRANTY

- 5-Year limited warranty available [online](http://online). Contact your Eiko sales rep for additional details.

\*Not recommended for air-tight fixtures

project name	type
catalog number	voltage
approved by	date



RoHS Compliant



CAN ICES-005



## KEY FEATURES

### TYPE A+B FLEXIBILITY

Type A+B lamps provide a greater flexibility in installation methods: use an existing ballast or wire directly to line voltage

### EASY PLUG AND PLAY

**For Type A installation:** provides a quick and easy installation

### NO BALLAST REQUIRED

**For Type B installation:** Eliminate the ballast with a simple installation bypassing the existing fluorescent ballast and wiring directly to line voltage while utilizing the existing socket

### FEWER SKUS TO MANAGE


One lamp can work on multiple sockets, allowing you to reduce your inventory while providing more flexibility to your customers (see Socket Compatibility section)

### THREE COLOR TEMPERATURES IN ONE

FieldCCeT models (one SKU providing 3000K, 3500K, 4000K CCT) allows you to reduce your inventory while providing more flexibility to your customers (available on 8.5W G24d base models)

### ROTATABLE BASE

Horizontal installation models feature a rotatable base of up to 270° to provide precision aiming



## AVAILABLE MODELS

ORDER CODE	ITEM #	WATTS	LUMENS	CCT*	EFFICACY (lm/W)	VOLTAGE (TYPE B)	INSTALL POSITION	BEAM ANGLE	ROTATABLE BASE	TRADITIONAL WATTAGE EQUIVALENT
<b>G23</b>										
12898	L3.5WPLS/AB/827/U/G23/H	3.5W	325 lm	2700K	98 lm/W	120-277V	Horizontal	120°	N/A	7/9W
12859	L3.5WPLS/AB/840/U/G23/H	3.5W	350 lm	4000K	106 lm/W	120-277V	Horizontal	120°	N/A	7/9W
<b>G24D</b>										
12890	L6WPLC/AB/835/U/G24D/HR	6W	550 lm	3500K	95 lm/W	120-277V	Horizontal	110°	270°	13/18W
12871	L6WPLC/AB/835/U/G24D/V	6W	600 lm	3500K	103 lm/W	120-277V	Vertical	120°	N/A	13/18W
12873	L6WPLC/AB/840/U/G24D/HR	6W	600 lm	4000K	103 lm/W	120-277V	Horizontal	110°	270°	13/18W
12888	L6WPLC/AB/840/U/G24D/V	6W	650 lm	4000K	112 lm/W	120-277V	Vertical	120°	N/A	13/18W
12862	L7WPLC/AB/835/U/G24D/O	7W	880 lm	3500K	131 lm/W	120-277V	Omni-directional	360°	N/A	13/18W
12869	L7WPLC/AB/840/U/G24D/O	7W	900 lm	4000K	134 lm/W	120-277V	Omni-directional	360°	N/A	13/18W
12882	L8.5WPLC/AB/835/U/G24D/HR	8.5W	950 lm	3500K	112 lm/W	120-277V	Horizontal	110°	270°	26W
12872	L8.5WPLC/AB/835/U/G24D/V	8.5W	1050 lm	3500K	124 lm/W	120-277V	Vertical	120°	N/A	26W
12864	L8.5WPLC/AB/840/U/G24D/HR	8.5W	1000 lm	4000K	118 lm/W	120-277V	Horizontal	110°	270°	26W
12884	L8.5WPLC/AB/840/U/G24D/V	8.5W	1050 lm	4000K	124 lm/W	120-277V	Vertical	120°	N/A	26W
12867	L8.5WPLC/AB/8FCCT/U/G24D/HR	8.5W	1050 lm	30/35/4000K	124 lm/W	120-277V	Horizontal	110°	270°	26W
12894	L8.5WPLC/AB/8FCCT/U/G24D/V	8.5W	1150 lm	30/35/4000K	135 lm/W	120-277V	Vertical	120°	NA	26W
12880	L9WPLC/AB/835/U/G24D/O	9W	1200 lm	3500K	133 lm/W	120-277V	Omni-directional	360°	N/A	26W
12889	L9WPLC/AB/840/U/G24D/O	9W	1250 lm	4000K	139 lm/W	120-277V	Omni-directional	360°	N/A	26W
<b>GX23</b>										
12899	L5.5WPLC/AB/835/U/GX23/HR	5.5W	590 lm	3500K	107 lm/W	120-277V	Horizontal	110°	270°	13W
12863	L5.5WPLC/AB/835/U/GX23/V	5.5W	570 lm	3500K	104 lm/W	120-277V	Vertical	120°	N/A	13W
12883	L5.5WPLC/AB/840/U/GX23/HR	5.5W	620 lm	4000K	113 lm/W	120-277V	Horizontal	110°	270°	13W
12893	L5.5WPLC/AB/840/U/GX23/V	5.5W	620 lm	4000K	113 lm/W	120-277V	Vertical	120°	N/A	13W
12891	L5.5WPLS/AB/830/U/GX23/H	5.5W	550 lm	3000K	100 lm/W	120-277V	Horizontal	120°	N/A	13W
12886	L5.5WPLS/AB/840/U/GX23/H	5.5W	570 lm	4000K	104 lm/W	120-277V	Horizontal	120°	N/A	13W


\*All CCT-selectable lamps ship at 4000K CCT

## BATTERY BACKUP (NOTE: BALLAST BY-PASS INSTALLATION ONLY)

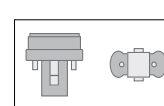
ORDER CODE	ITEM #	DESCRIPTION	INPUT VOLTAGE	EMERGENCY TIME	OUTPUT POWER	COMPATIBLE LAMP WATTAGE	RECHARGE TIME	TITLE 20
11674	EEBE08WHA170S	External Emergency Battery, 8W	120-347V	>90 mins	Max. 8W	8W or below	24 hrs	Yes
11675	EEBE18WHA170S	External Emergency Battery, 18W	120-347V	>90 mins	Max. 18W	18W or below	24 hrs	Yes

## SOCKET COMPATIBILITY

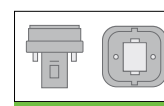
**TYPE A+B  
G23  
PL LAMP**



**WORKS WITH**

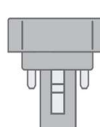


G23-1

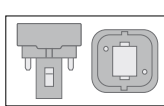


G23-2

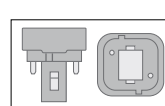
**TYPE A+B  
G24D  
PL LAMP**



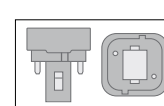
**WORKS WITH  
(TYPE B INSTALL ONLY)**



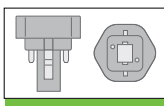
G24d-1



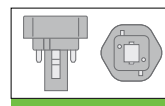
G24d-2



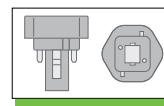
G24d-3



GX24d-1




GX24d-2

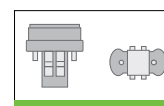


GX24d-3

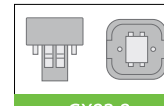
**TYPE A+B  
GX23  
PL LAMP**



**WORKS WITH**

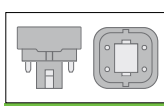


GX23-1

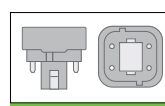


GX23-2

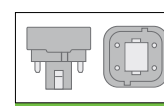
**WORKS WITH  
(TYPE B INSTALL ONLY)**



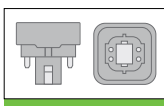
G24q-1



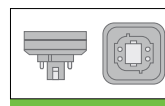
G24q-2



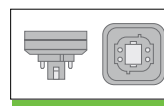
G24q-3



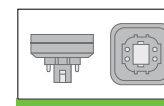
GX24q-1



GX24q-2



GX24q-3



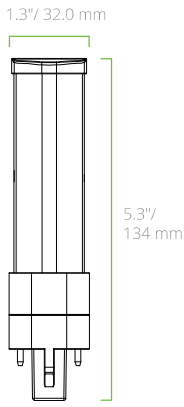
GX24q-4

2

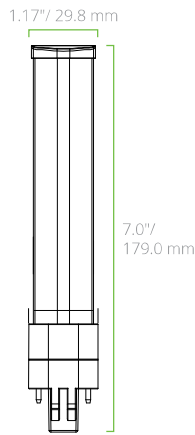
©2023 Eiko Global, LLC. World Headquarters: 18000 W. 105<sup>th</sup> Street, 3<sup>rd</sup> Floor, Olathe, KS 66061 1.800.852.2217  
Head Office, Canada: 7900 Goreway Dr Unit 8, Brampton, ON L6T 5W6 1.888.741.2673

eiko.com  
Rev. 09/29/23

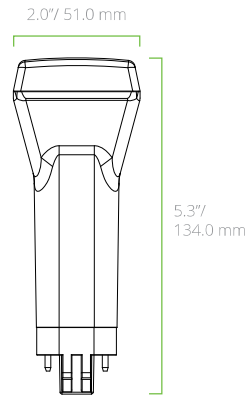
# PRODUCT DIMENSIONS



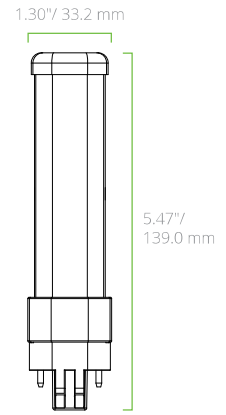
**L3.5W G23 BASE HORIZONTAL**



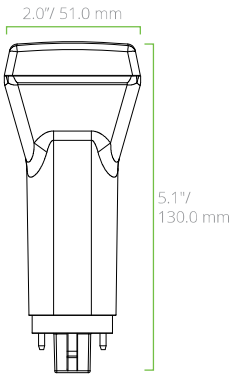
**L5.5W GX23 BASE HORIZONTAL**



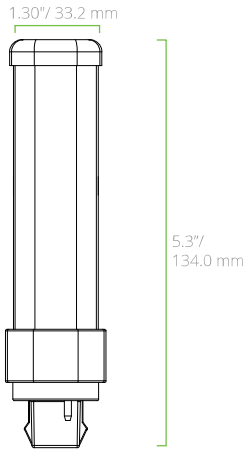
**L5.5W GX23 BASE VERTICAL**



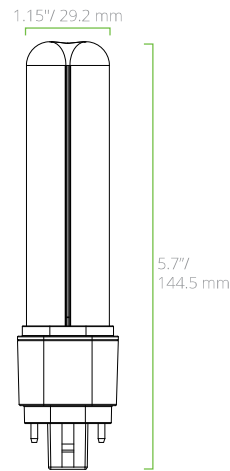
**L5.5W GX23 ROTATABLE BASE HORIZONTAL**



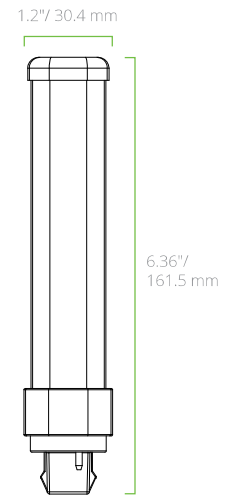
**L6W G24D BASE VERTICAL**



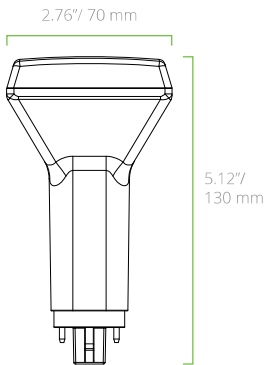
**L6W G24D BASE HORIZONTAL**



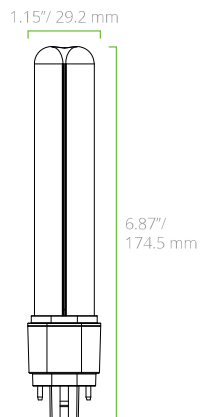
**L7W G24D BASE OMNI-DIRECTIONAL**



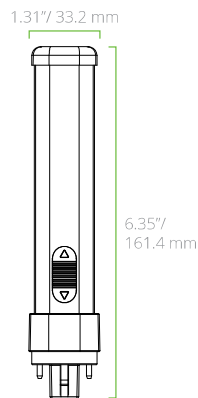
**L8.5W G24D BASE HORIZONTAL**



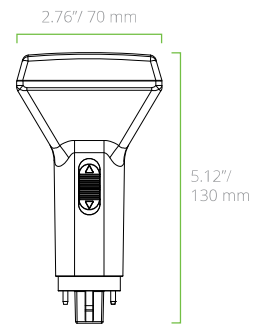
**L8.5W G24D BASE VERTICAL**



**L9W G24D BASE OMNI-DIRECTIONAL**



**L8.5W G24D BASE HORIZONTAL (CCT SELECTABLE)**



**L8.5W G24D BASE VERTICAL (CCT SELECTABLE)**