



7310

- Replaces up to 26W 2-Pin CFL
- Easily toggle between CCTs via a switch on the lamp
- Up to 1200 lumen output
- Suitable for damp environments



7313

7314

7311

7312

7322

**FLEXCOLOR**  
SWITCH BETWEEN CCTs



OR COMPATIBLE BALLAST (SEE PG. 2)



BASE TYPE



OPEN FIXTURES



CRI



BEAM ANGLE



-4°F TO 113°F

OPERATING TEMP



50,000hrs RATED LIFE

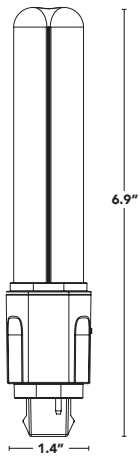
PART #	UPC	REPLACES UP TO	WATTAGE	LUMENS	CCT	MOUNTING	BASE
LED-7310-FC-G4	197810015345	26W / 2-PIN CFL	9W	1104-1243	<b>FLEXCOLOR</b> 2700K/3000K/3500K/4000K	↕	G24d* G24q**
LED-7311-FC1-G4	197810018889		7W	900-950	<b>FLEXCOLOR</b> 3000K/3500K/4000K	↔	G23-2
LED-7312-FC1-G4	197810018896						GX23-2
LED-7313-FC-G4	197810015314	9W / 2-PIN CFL	3.5W	389-428	<b>FLEXCOLOR</b> 2700K/3000K/3500K/4000K	↕	G23
LED-7314-FC-G4	197810015321	13W / 2-PIN CFL	5.5W	628-696			GX23
LED-7322-FC1-G4	197810018902	26W / 2-PIN CFL	7W	900-950	<b>FLEXCOLOR</b> 3000K/3500K/4000K	↔	G24d*



\* COMPATIBLE WITH BASE G24d-1, G24d-2 AND G24d-3

\*\* BYPASS ONLY; COMPATIBLE WITH BASE G24q-1, G24q-2, AND G24q-3

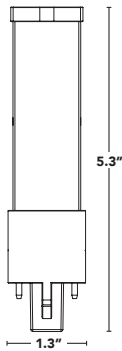
RECOMMENDED MOUNTING ORIENTATION ↕ BASE UP ↘ BASE DOWN ↔ HORIZONTAL



LED-7310-G4



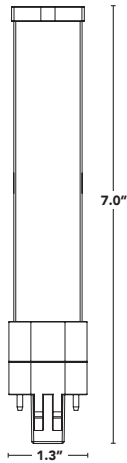
G24d/G24q



LED-7313-G4



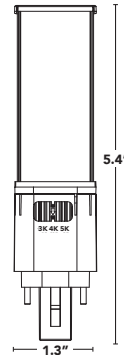
G23



LED-7314-G4



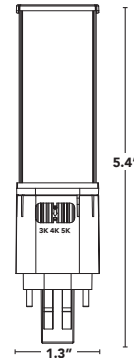
GX23



LED-7311-G4



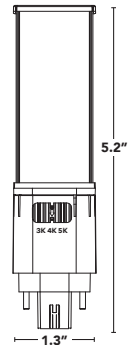
G23-2



LED-7312-G4



GX23-2



LED-7322-G4



G24d