



# ALL GLASS HYBRID LED

*It looks and acts just like an incandescent bulb!*

**This LED is the solution for all your lighting needs.**




**It looks so close to an incandescent that you won't believe it's an LED.**  
 NO VISIBLE HEAT SINK • UNIQUE FILAMENT DESIGN • 20,000 HOURS LIFE  
 HIGH CRI >80 • >80 LUMENS PER WATT • 2700K WARM WHITE




## AVAILABLE IN VARIOUS GLASS SHAPES


LED TYPE	VOLTS	WATTS	LUMENS	BASE TYPE	DIMENSIONS	COLOR TEMP	PART #	RECOMMENDED REPLACEMENT
<b>A19</b>  CLEAR  FROSTED	110-120V	4W	350	E26 (MEDIUM)	2.4" x 4.25"	2700K	LED-4W-A19HYBRID-DIM LED-4WF-A19HYBRID-DIM	40W INCANDESCENT
	110-120V	6W	480	E26 (MEDIUM)	2.4" X 4.25"	2700K	LED-6W-A19HYBRID-DIM LED-6WF-A19HYBRID-DIM	60W INCANDESCENT
	110-120V	8W	690	E26 (MEDIUM)	2.4" x 4.25"	2700K	LED-8W-A19HYBRID-DIM LED-8WF-A19HYBRID-DIM	75W INCANDESCENT
*F = frosted								
LED TYPE	VOLTS	WATTS	LUMENS	BASE TYPE	DIMENSIONS	COLOR TEMP	PART #	RECOMMENDED REPLACEMENT
<b>TORPEDO</b>  CLEAR  FROSTED	110-120V	2W	180	E12 (CANDELABRA)	1.3" X 3.9"	2700K	LED-2W-B10HYBRID-DIM LED-2WF-B10HYBRID-DIM	25W INCANDESCENT
	110-120V	4W	350	E12 (CANDELABRA)	1.3" X 3.9"	2700K	LED-4W-B10HYBRID-DIM LED-4WF-B10HYBRID-DIM	40W INCANDESCENT
*F = frosted								
LED TYPE	VOLTS	WATTS	LUMENS	BASE TYPE	DIMENSIONS	COLOR TEMP	PART #	RECOMMENDED REPLACEMENT
<b>BENT TIP</b>  CLEAR  FROSTED	110-120V	2W	180	E12 (CANDELABRA)	1.3" X 3.9"	2700K	LED-2WBT-B10HYBRID-DIM LED-2WBTf-B10HYBRID-DIM	25W INCANDESCENT
	110-120V	4W	350	E12 (CANDELABRA)	1.3" X 3.9"	2700K	LED-4WBT-B10HYBRID-DIM LED-4WBTf-B10HYBRID-DIM	40W INCANDESCENT
*F = frosted								
LED TYPE	VOLTS	WATTS	LUMENS	BASE TYPE	DIMENSIONS	COLOR TEMP	PART #	RECOMMENDED REPLACEMENT
<b>ST64</b>  CLEAR  AMBER	110-120V	4W	350	E26 (MEDIUM)	2.5" X 5.5"	2200K	LED-4W-ST64HYBRID-DIM-22K LED-4WA-ST64HYBRID-DIM-22K	40W INCANDESCENT
	110-120V	6W	480	E26 (MEDIUM)	2.5" X 5.5"	2200K	LED-6W-ST64HYBRID-DIM-22K LED-6WA-ST64HYBRID-DIM-22K	60W INCANDESCENT
	110-120V	8W	690	E26 (MEDIUM)	2.5" X 5.5"	2200K	LED-8W-ST64HYBRID-DIM-22K LED-8WA-ST64HYBRID-DIM-22K	75W INCANDESCENT
*A = amber								
Non-stock items may require a minimum order amount. Consult factory.								

LED TYPE	VOLTS	WATTS	LUMENS	BASE TYPE	DIMENSIONS	COLOR TEMP	PART #	RECOMMENDED REPLACEMENT
<b>G14</b>  <b>CLEAR</b>	110-120V	4W	350	E26 (MEDIUM)	2" X 3.25"	2700K	LED-4W-G14HYBRID-DIM LED-4WF-G14HYBRID-DIM	40W INCANDESCENT


\*F = frosted

LED TYPE	VOLTS	WATTS	LUMENS	BASE TYPE	DIMENSIONS	COLOR TEMP	PART #	RECOMMENDED REPLACEMENT
<b>S14</b>  <b>CLEAR</b>	110-120V	2W	180	E26 (MEDIUM)	1.7" X 3.3"	2700K	LED-2W-S14HYBRID-DIM LED-2WF-S14HYBRID-DIM	25W INCANDESCENT
	110-120V	4W	350	E26 (MEDIUM)	1.7" X 3.3"	2700K	LED-4W-S14HYBRID-DIM LED-4WF-S14HYBRID-DIM	40W INCANDESCENT


\*F = frosted

LED TYPE	VOLTS	WATTS	LUMENS	BASE TYPE	DIMENSIONS	COLOR TEMP	PART #	RECOMMENDED REPLACEMENT
<b>GLOBE</b> <b>G25/G30/G40</b>  <b>CLEAR</b>	110-120V	4W	350	E26 (MEDIUM)	G25: 3.1" X 4.6" G30: 3.7" X 5.4" G40: 4.9" X 6.9"	2700K	LED-4W-G25HYBRID-DIM LED-4WH-G25HYBRID-DIM LED-4W-G30HYBRID-DIM LED-4WH-G30HYBRID-DIM LED-4W-G40HYBRID-DIM LED-4WH-G40HYBRID-DIM	40W INCANDESCENT
	110-120V	6W	480	E26 (MEDIUM)	G25: 3.1" X 4.6" G30: 3.7" X 5.4" G40: 4.9" X 6.9"	2700K	LED-6W-G25HYBRID-DIM LED-6WH-G25HYBRID-DIM LED-6W-G30HYBRID-DIM LED-6WH-G30HYBRID-DIM LED-6W-G40HYBRID-DIM LED-6WH-G40HYBRID-DIM	60W INCANDESCENT
	110-120V	8W	690	E26 (MEDIUM)	G25: 3.1" X 4.6" G30: 3.7" X 5.4" G40: 4.9" X 6.9"	2700K	LED-8W-G25HYBRID-DIM LED-8WH-G25HYBRID-DIM LED-8W-G30HYBRID-DIM LED-8WH-G30HYBRID-DIM LED-8W-G40HYBRID-DIM LED-8WH-G40HYBRID-DIM	75W INCANDESCENT



\*H = white

LED TYPE	VOLTS	WATTS	LUMENS	BASE TYPE	DIMENSIONS	COLOR TEMP	PART #	RECOMMENDED REPLACEMENT
<b>SILVER BOWL</b> <b>G25/G30/G40</b> 	110-120V	4W	350	E26 (MEDIUM)	G25: 3.1" X 4.6" G30: 3.7" X 5.4" G40: 4.9" X 6.9"	2700K	LED-4WSB-G25HYBRID-DIM LED-4WSB-G30HYBRID-DIM LED-4WSB-G40HYBRID-DIM	40W INCANDESCENT
	110-120V	6W	480	E26 (MEDIUM)	G25: 3.1" X 4.6" G30: 3.7" X 5.4" G40: 4.9" X 6.9"	2700K	LED-6WSB-G25HYBRID-DIM LED-6WSB-G30HYBRID-DIM LED-6WSB-G40HYBRID-DIM	60W INCANDESCENT
	110-120V	8W	690	E26 (MEDIUM)	G25: 3.1" X 4.6" G30: 3.7" X 5.4" G40: 4.9" X 6.9"	2700K	LED-8WSB-G25HYBRID-DIM LED-8WSB-G30HYBRID-DIM LED-8WSB-G40HYBRID-DIM	75W INCANDESCENT

\*SB = silver bowl

LED TYPE	VOLTS	WATTS	LUMENS	BASE TYPE	DIMENSIONS	COLOR TEMP	PART #	RECOMMENDED REPLACEMENT
 <b>MINI REFLECTOR</b>	110-120V	2W	180	E14	2" X 3.3"	2700K	LED-2W-R50HYBRID-DIM	25W INCANDESCENT
	110-120V	4W	350	E14	2" X 3.3"	2700K	LED-4W-R50HYBRID-DIM	40W INCANDESCENT

Non-stock items may require a minimum order amount. Consult factory.

LED TYPE	VOLTS	WATTS	LUMENS	BASE TYPE	DIMENSIONS	COLOR TEMP	PART #	RECOMMENDED REPLACEMENT
 <b>R20</b> <b>R30</b>	110-120V	4W	350	E26 (MEDIUM)	R20: 2.48" X 4.25" R30: 3.14" X 4.40"	2700K	LED-4W-R20HYBRID-DIM LED-4W-R30HYBRID-DIM	40W INCANDESCENT
	110-120V	6W	480	E26 (MEDIUM)	R20: 2.48" X 4.25" R30: 3.14" X 4.40"	2700K	LED-6W-R20HYBRID-DIM LED-6W-R30HYBRID-DIM	60W INCANDESCENT
LED TYPE	VOLTS	WATTS	LUMENS	BASE TYPE	DIMENSIONS	COLOR TEMP	PART #	RECOMMENDED REPLACEMENT
 <b>T10</b> <b>CLEAR</b> <b>FROSTED</b>	110-120V	4W	350	E26 (MEDIUM)	1.18" X 5"	2700K	LED-4W-T10HYBRID-DIM LED-4WF-T10HYBRID-DIM	40W INCANDESCENT
	110-120V	8W	690	E26 (MEDIUM)	1.18" X 5"	2700K	LED-8W-T10HYBRID-DIM LED-8WF-T10HYBRID-DIM	75W INCANDESCENT
*F = frosted								
Non-stock items may require a minimum order amount. Consult factory. Tuff coating available on request.								

The new, **HYBRID LED** is the latest innovation in LED technology from Aamsco. To achieve the resemblance of a standard incandescent bulb, COB (chips on board) LED Technology is used to create a "filament."

How does the process work?

Multi, small sized LED chips are attached directly onto a **sapphire** substrate using special thermally conductive epoxy or adhesive. Then, they are wire bonded together to achieve an electrical connection.

The HYBRID LED uses a **sapphire** substrate as opposed to an aluminum one that is used in most other COB packaging. Aluminum substrates are inexpensive and have less reliability. **Sapphire** substrates are a little more expensive, but are much more reliable in terms of heat dissipation and higher thermal conductivity.

The **sapphire** substrate acts as the heat sink so there is no need for a "visible" heat sink. The closeness of the single LED chips evokes the impression of one common light source; it doesn't look like many LEDs, but like one single illuminant, just like a conventional light source. No more color shades or single color dots. Each "filament" is wired in parallel so that if one should go out, the others will stay lit.

Advantages of COB technology:

- High conductivity
- Low thermal resistance resulting in longer life
- High light efficacy: capable of 100-120lm/w
- CRI >80
- No glare
- High brightness, high durability
- Capable of being used in small, compact glass shapes
- High voltage resistance: >4000V
- Ability to operate under ambient temperatures of -30°C and +50°C

The HYBRID LED can be used in enclosed fixtures as long as there is ample room for heat dissipation. It is not suitable for damp or wet locations.