

Project _____
 Schedule _____ Date _____
 Notes _____

DESCRIPTION

naturalLED[®] Utility Wrap (CWS, UWS) Now offers the perfect solution for your lighting needs. The Utility Wrap fixtures are designed for saving energy and easy installation. Available in 29W and 36W, 4,000K and 5,000K delivering up to 5,275 lumens with excellent and consistent color.

Our Utility Wrap features a full wrap-around UV coated PS plastic prismatic lens and is 48 inches long; designed for junction box installation and works great in parking garages, stairwells, offices, hallways, industrial, commercial and residential, ceiling or wall mounted. This fixture is versatile and efficient.



FEATURES

- DLC Premium/ Standard Qualified
- Damp Rated
- Lightweight for easy installation
- Excellent thermal design
- Uniform and consistent color
- Long Life LED chips
- UL Listed
- Rated 50,000 hours average life
- UV Coated Frosted Polycarbonate
- Input line voltage: 120-277V
- Input Current: 0.34A
- Power Factor: >0.9
- Surge protect level: 4KV
- Dimmable
- Beam Angle: Flood 100°
- Operating temperature: -22°F ~ 122°F

ACCESSORIES

- Replacement Lens 
- Emergency Driver 
- Motion/ Daylight Sensor 
- Wire Cover 

APPLICATIONS

- Conference/Meeting Rooms
- Stairwells
- Schools/Universities
- Hospitals
- Hotels
- Parking Garages

WARRANTY

- 5 Year Warranty


Ordering Information		EXAMPLE: LED-FXCWS38/48FR/840				
LED	FX	CWS	38	48	FR	840
LED	Category FX Fixture	Series CWS Utility Wrap	Wattage 38 38 Watt	Size 48 48-inch	Lens FR Frosted	Color Temp 840 4000K

ORDERING

*P= DLC Premium / S = Standard DLC

Watts (W)	Ordering Code	Description	Color Temp (K)	Lumens (lm)	Equiv. Wattage (W)	Size	Beam Angle	Rated Hrs	Dimmable	Damp Location	DLC (P/S)
38	9289	LED-FXCWS38/48FR/840	4000K	5,275	4 x 32W T8	9" x 48"	Flood	50,000	•	•	P
29	7074	LED-FXUWS29/40K	4000K	3,220	2 x 32W T8	7" x 48"	Flood	50,000	•	•	S
29	7075	LED-FXUWS29/50K	5000K	3,290	2 x 32W T8	7" x 48"	Flood	50,000	•	•	S

SPECIFICATIONS



Wattage	Length (L)	Width (W)	Height (H)	Weight (lbs)
29W	48" (1219mm)	6.9" (175.3mm)	2.6" (66mm)	5.50
38W	48" (1219mm)	9" (228.6mm)	3.15" (80mm)	8.50

MOUNTING / ACCESSORIES

SOLD SEPARATELY

Emergency Driver

- 7334 BAEM15-48BC/MV-A (Emergency Driver)



Lens

- P10161 LENS-UW29 (Replacement Lens)



Motion/Daylight Sensor

- P10091 SEN-UM05/ANT5 (Microwave Sensor)



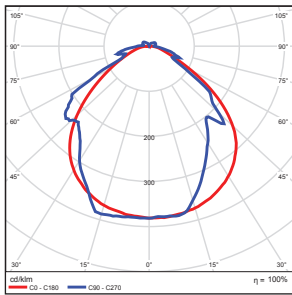
Wire Cover

- P10197 PLT-UWS-4FT/WH (Wire Cover)

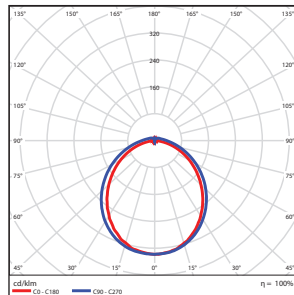


PHOTOMETRICS CHART

29 Watt (48")



38 Watt (48")



Illuminance at a Distance

	Center Beam fc	Beam Width	
2.5R	197 fc	5.4 ft	6.6 ft
5.0R	49.3 fc	10.9 ft	13.2 ft
7.5R	21.9 fc	16.3 ft	19.9 ft
10.0R	12.3 fc	21.8 ft	26.5 ft
12.5R	7.88 fc	27.2 ft	33.1 ft
15.0R	5.47 fc	32.7 ft	39.7 ft

■ Vert. Spread: 94.9°
 ■ Horiz. Spread: 105.9°

Illuminance at a Distance

	Center Beam fc	Beam Width	
2.5R	285 fc	6.0 ft	7.3 ft
5.0R	71.4 fc	12.0 ft	14.5 ft
7.5R	31.7 fc	18.0 ft	21.8 ft
10.0R	17.8 fc	24.0 ft	29.1 ft
12.5R	11.4 fc	30.1 ft	36.3 ft
15.0R	7.93 fc	36.1 ft	43.6 ft

■ Vert. Spread: 100.5°
 ■ Horiz. Spread: 110.9°

PACKAGE

Master Pack: 1 pcs

