



Compact LED T5 Tube Bulbs, Low Voltage

0.5~1.7 Watt – 10~30V – Clear Lens – Ba15D Base – 360° Omnidirectional Illumination



FEATURES

- 2 Year LEDtronics U.S. Warranty
- Up to 90% Energy Reduction over Halogens & Incandescents
- Long Lifespan: White LEDs Last up to 50,000 Hours
- Solid State – Shock & Vibration Resistant
- Compact Bulb Fits in Enclosed Fixtures & Tight Spaces
- High Lumen, High Efficacy, Instant-on, No Flickering
- 360° Omnidirectional, No-Shadow Beam
- 3000K Warm & 6000K Cool White, Aqua Green, Super Red, Pure Blue & Amber Yellow
- Clear or Color-Tinted Polycarbonate Lens
- Nickel-Plated Brass Ba15D Bayonet Base
- Bipolar for Quick Installation
- Wide Operating Temperature Range: -30°C to +50°C
- Minimal Heat Generation, No UV or IR

ALSO AVAILABLE:

Aqua Green
Super Red
Pure Blue
Amber Yellow

– See Reverse Page –

APPLICATIONS

- Transportation/Automotive Bulbs
- Machine Status Indicator Bulbs
- Accent Lighting
- Decorative Lighting
- Appliance Bulbs
- Chandeliers

AVAILABLE OPTIONS

- Other Bases Available for Preorder:
 - ▶ E12 Candelabra 12mm Screw Base
 - ▶ E14 European 14mm Screw Base
 - ▶ E17 Intermediate 17mm Screw Base
 - ▶ Ba15S Intermediate 15mm Single-Contact Bayonet Base
- Other Colors & White Color Temperatures
- Other Voltages

40 Years of LEDtronics Design, Engineering & Manufacturing Experience

LED16T5-1WDCB-XCW-1030V



Input Voltage	10V (AC/DC)	30V (AC/DC)
Input Power	1.2 Watts	1.6 Watts
Input Current	0.120A	0.055A
Efficacy	125 lm/W	115 lm/W
Lumens	88 lm	150 lm
CRI	77	
Illumination Angle	360°	
Emitted Color	Cool White	
Color Temperature	6000K	
Base/Material	Ba15D / Bipolar / Nickel-Plated Brass	
Lens	Polycarbonate / Clear	
Dimmability	Not Dimmable	
Oper. Temperature	-22°F ~ +122°F / -30°C ~ +50°C	
Dimensions	2.0 x Ø0.625 inch / 50.8 x Ø15.87 mm	
Net Weight	0.2 oz / 5.67g	

LED16T5-1WDC B-XCW-1030V



LED16T5-1WDCB-XIW-1030V

Input Voltage	10V (AC/DC)	30V (AC/DC)
Input Power	0.9 / 1.1 Watts	1.7 / 1.5 Watts
Input Current	0.117 / 0.112 A	0.089 / 0.051 A
Efficacy	112 / 119 lm/W	96 / 105 lm/W
Lumens	101 / 131 lm	164 / 157 lm
Max. Candela	11 / 14 cd	18 / 17 cd
CRI	77	
Illumination Angle	360°	
Emitted Color	Warm White	
Color Temperature	3000K	
Base/Material	Ba15D / Bipolar / Nickel-Plated Brass	
Lens	Polycarbonate / Clear	
Dimmability	Not Dimmable	
Oper. Temperature	-22°F ~ +122°F / -30°C ~ +50°C	
Dimensions	2.1 x Ø0.64 inch / 53.34 x Ø16.25 mm	
Net Weight	0.2 oz / 5.67g	



LEDTRONICS®

America's Premium Brand LED Company™



© 2023 LEDtronics, Inc.

23105 Kashiwa Court, Torrance, CA 90505
 Phone: (800) 579.4875 / (310) 534.1505
 Fax: (310) 534.1424
 E-mail: info@ledtronics.com
 Website: ledtronics.com



To order LEDtronics products, contact your area Distributor or Sales Representative.

Visit our website to find your local Distributor or Representative from our worldwide network:


LEDTRONICS.COM

WWW.LEDTRONICS.COM

LOG 800 / Rev 11-2023

Check LEDTRONICS.COM for latest data. Printed material may be outdated.

Compact LED T5 Tube Light Bulbs – 10~30V, Ba15D Double-Contact Base, 360° Beam



Input Voltage	10V~30V (AC/DC)
Illumination Angle	360°
Base	Ba15D / Bipolar / Nickel-Plated Brass
Lens Material	Polycarbonate
Dimmability	Not Dimmable
Oper. Temperature	-22°F ~+122°F / -30°C ~+50°C
Dimensions	2.05 x Ø0.64 inch / 52.07 x Ø16.26 mm
Net Weight	0.2 oz / 5.67g

LED16T5-1WDCB-0AG-1030V



Color	Aqua Green	
Input Voltage	10V	30V
Input Power	0.5 Watts	1.5 Watts
Input Current	0.052A	0.050A
Efficacy	82.0 lm/W	46.66 lm/W
Lumens	41 lm	70 lm
Max. Candela	1.7 cd	2.5 cd
SCP	3.72	5.44
Wavelength λ	517nm	515nm

LED16T5-1WDCB-0ER-1 030V



Color	Super Red	
Input Voltage	10V	30V
Input Power	1.1~1.3 Watts	1.1~1.5 Watts
Input Current	0.114~0.129A	0.038~0.051A
Efficacy	13~27 lm/W	14~26 lm/W
Lumens	17~30 lm	21~29 lm
Max. Candela	1.1~1.8 cd	1.4~1.6 cd
SCP	2.42	2.33
Wavelength λ	630-636nm	632-636nm



LED16T5-1WDCB-0PB-1030V



Color	Pure Blue	
Input Voltage	10V	30V
Input Power	0.5 Watts	1.5 Watts
Input Current	0.046A	0.052A
Efficacy	10 lm/W	8.66 lm/W
Lumens	5 lm	13 lm
Max. Candela	0.4 cd	0.9 cd
SCP	0.54	1.14
Wavelength λ	461nm	

LED16T5-1WDCB-0UY-1030V



Color	Amber Yellow	
Input Voltage	10V	30V
Input Power	0.4 Watts	1.5 Watts
Input Current	0.042A	0.051A
Efficacy	112.5 lm/W	82 lm/W
Lumens	45 lm	123 lm
Max. Candela	2.6 cd	6.2 cd
SCP	3.60	9.89
Wavelength λ	604nm	